



MARKET DAILY

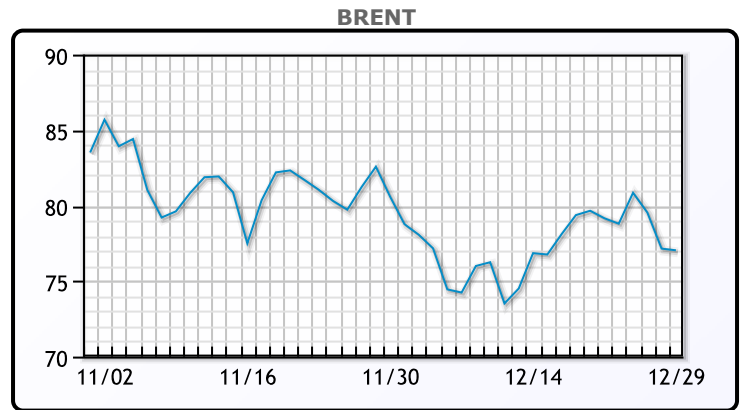
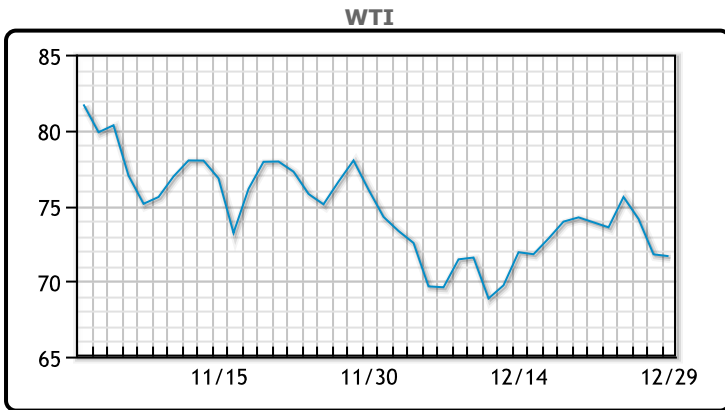
<https://www.pflpetroleum.com>
 1865 Veterans Park Dr. Suite 303
 Naples, Florida 34109
 Phone: 239-390-2885
 Fax: 239-949-0611
 Dec 29, 2023 11:13 PM

Major Energy Futures		
	Settle	Change
Brent	77.04	-0.11
Gas Oil	750.75	-8
Natural Gas	2.514	0.12
RBOB	210.63	-6.22
ULSD	252.89	-6.22
WTI	71.65	-0.12

Market Commentary

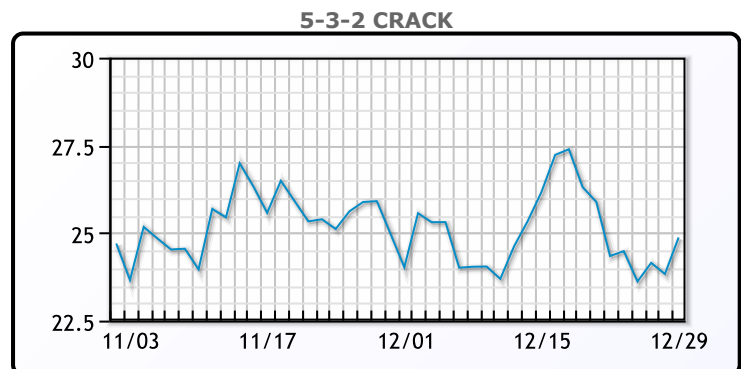
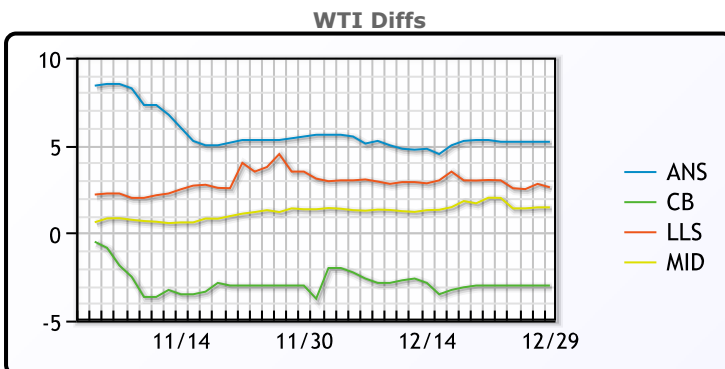
Oil prices traded down slightly today but were mostly flat. As the year comes to an end oil prices closed down 10% year over year, closing at the lowest year end levels since 2020. A Reuters survey of 34 economists and analysts forecast Brent crude will average \$82.56 in 2024, down from November's \$84.43 consensus, as they expect weak global growth to cap demand. Ongoing geopolitical tensions could provide support to prices. "We are going to see continued volatility as we go into 2024 with the geopolitical events and the fear that the conflict could spread throughout the region," said Andrew Lipow, president of Lipow Oil Associates. U.S. crude oil output fell slightly in October to 13.248 million barrels per day, after it set monthly records in August and September. WTI traded down \$.12 or -.17% to close at \$71.65. Brent traded down \$.11 or -.14% to close at \$77.04.

Crude & Product Markets

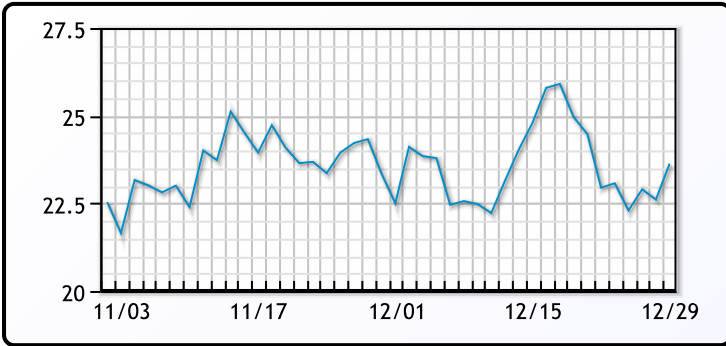


	Last	Week Ago	Month Ago
ANS	76.85	78.46	83.46
BLS	68.65	70.26	74.11
LLS	74.25	76.26	80.96
Mid	73.11	75.26	79.21
WTI	71.65	73.26	77.86

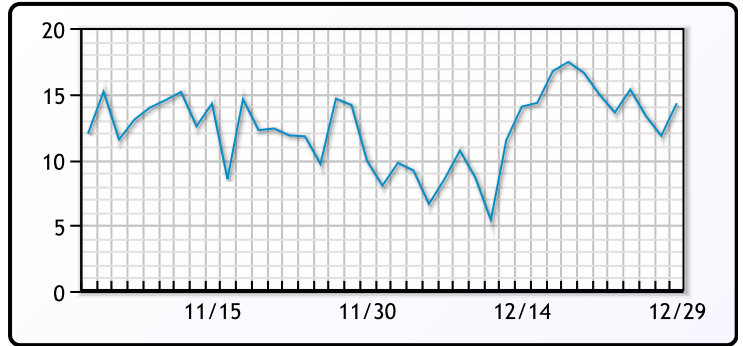
	Last	Week Ago	Month Ago
Gulf RBOB	1.9578	1.9905	2.0798
Gulf ULSD	2.3814	2.4683	2.5412
NYH RBOB	2.097	2.1226	2.3006
NYH ULSD	2.5422	2.63495	2.9095
USGC 3%	70.86	72.99	70.35



3-2-1 Crack



Gulf 3-2-1 Crack



NGLs

MB

	Last	Week Ago	Month Ago
Butane	100.5	96.3	87
IsoButane	114	109.5	124.5
Natural Gasoline	139.5	143	148.9
Propane	70	66.1	65.3

CONWAY

	Last	Week Ago	Month Ago
Butane	115.8	107.1	103.4
IsoButane	147	133	141.5
Natural Gasoline	140.8	143	148.5
Propane	71	63.3	62.5

MB NON

	Last	Week Ago	Month Ago
Butane	108	103.5	91.1
IsoButane	114	109.5	124.5
Natural Gasoline	139.5	143	148.9
Propane	73	67.1	65.9

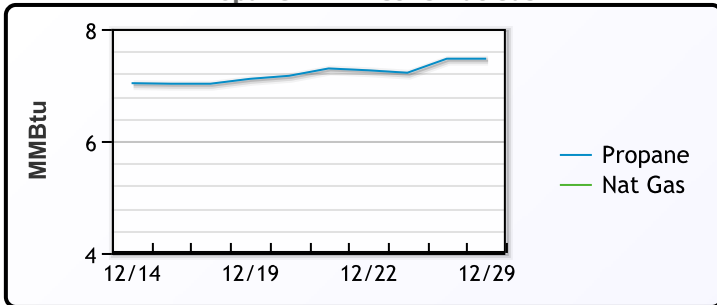
EDMONTON

	Last	Week Ago	Month Ago
Propane	51.5	43.3	49.5

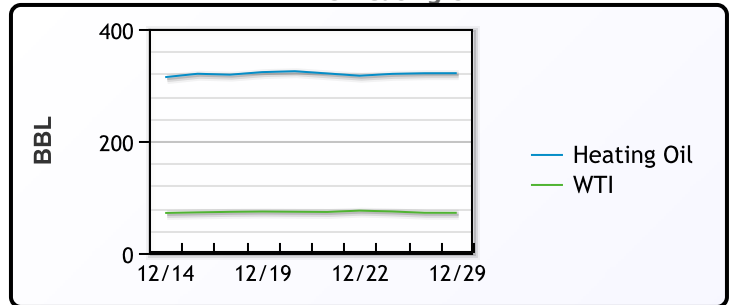
SARNIA

	Last	Week Ago	Month Ago
Propane	90.3	88.8	84.5

Propane MT.B Tet vs Nat Gas



WTI vs Heating Oil



FX

	Last	Change
CAD	1.3243	0.0014
DXY	101.333	0.104
Gold	2062.98	-2.63

RATES

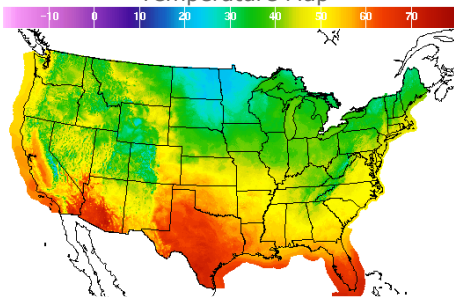
	Last	Change
US 2yr	4.2499	-0.0268
US 10yr	3.8791	0.0348
CAN 10yr	3.11	0.001

EQUITIES

	Last	Change
Nasdaq	15011.35	-83.79
TSX	1264.827	2.176
S&P 500	4769.83	-13.52

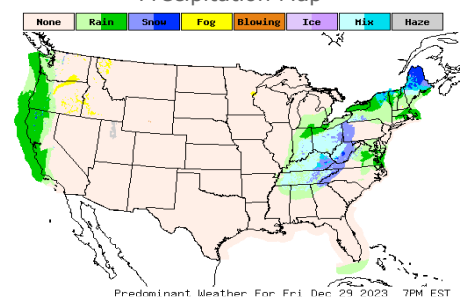
Weather Data

Temperature Map



City	HIGH °F	LOW °F
Calgary	33	23
Conway	33	18
Cushing	46	30
Denver	50	32
Houston	56	43
Mont Belvieu	54	38
Sarnia	42	35
Williston	41	28

Precipitation Map



This report has been prepared by PFL Petroleum Limited personnel for your information only and the views expressed are intended to provide market commentary and are not recommendations. This report is not an offer to sell or a solicitation of any offer to buy any security. The information contained herein has been compiled by PFL from sources believed to be reliable, but no representation or warranty, express or implied, is made by PFL Petroleum Limited, its affiliates or any other person as to its accuracy, completeness or correctness. Copyright 2017 PFL Petroleum Limited. All Rights Reserved