



# MARKET DAILY

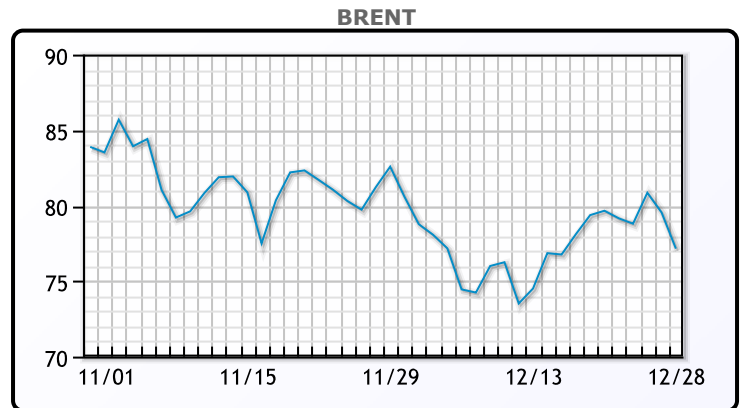
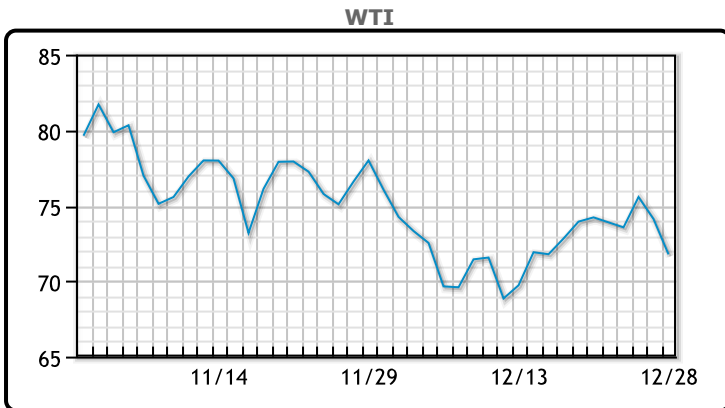
<https://www.pflpetroleum.com>  
 1865 Veterans Park Dr. Suite 303  
 Naples, Florida 34109  
 Phone: 239-390-2885  
 Fax: 239-949-0611  
 Dec 28, 2023 7:53 PM

Major Energy Futures		
	Settle	Change
Brent	77.15	-2.39
Gas Oil	770.5	-11
Natural Gas	2.557	0.12
RBOB	208.52	-6.98
ULSD	255.63	-6.76
WTI	71.77	-2.34

**Market Commentary**

Oil prices settled down today trading down as more shipping companies say they are again ready to transit the Red Sea route. "The perception is that the Red Sea route is reopening and will bring supply to market weeks faster," Price Futures Group analyst Phil Flynn said. The U.S. Energy Information Administration reported a much larger-than-expected draw in U.S. crude oil inventories last week, which limited price declines for awhile. Later, prices fell further, likely as traders focused on a bulk of the draw coming from the U.S. Gulf Coast region, where refiners are scrambling to clear inventories to avoid high taxes on storage at the end of the year, UBS analyst Giovanni Staunovo said. WTI traded down \$2.34 or -3.2% to close at \$71.77. Brent traded down \$2.39 or -3% to close at \$77.15.

## Crude & Product Markets

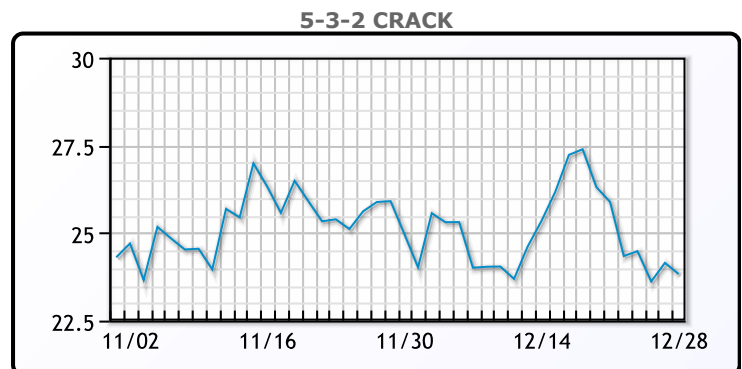
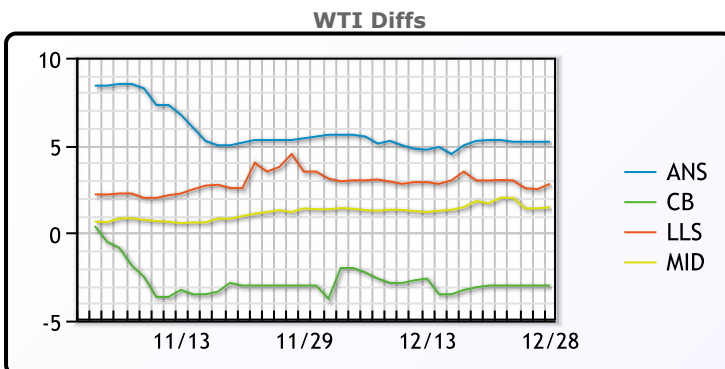


**CRUDE**

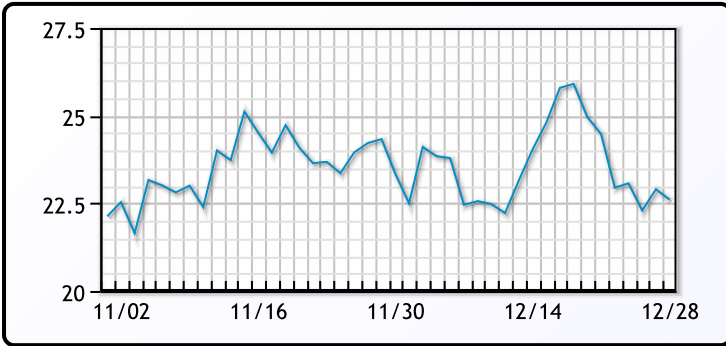
	Last	Week Ago	Month Ago
ANS	76.97	78.89	81.91
BLS	68.77	70.59	73.41
LLS	74.57	76.26	79.91
Mid	73.23	75.26	77.76
WTI	71.77	73.59	76.41

**PRODUCTS**

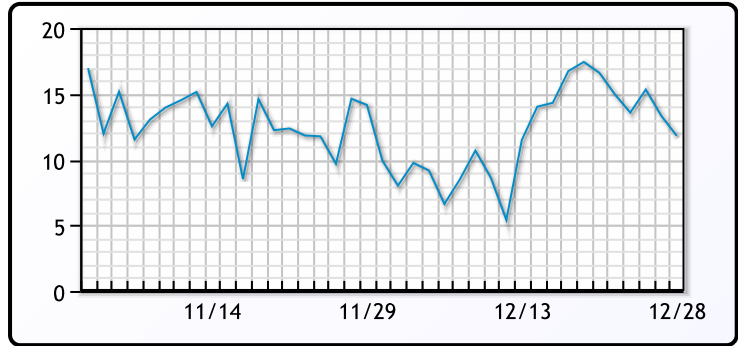
	Last	Week Ago	Month Ago
Gulf RBOB	1.9512	1.9905	2.0526
Gulf ULSD	2.3893	2.4683	2.5635
NYH RBOB	2.0722	2.1226	2.254
NYH ULSD	2.5938	2.63495	2.958
USGC 3%	72.16	72.99	69.13



**3-2-1 Crack**



**Gulf 3-2-1 Crack**



**NGLs**

**MB**

	Last	Week Ago	Month Ago
Butane	100.8	98	84.6
IsoButane	114.3	109.7	128.8
Natural Gasoline	138.5	145.3	146.3
Propane	68.4	66.5	64.1

**CONWAY**

	Last	Week Ago	Month Ago
Butane	115.3	105.8	99.8
IsoButane	138	130	141.5
Natural Gasoline	140	145	147
Propane	67.4	64.8	61

**MB NON**

	Last	Week Ago	Month Ago
Butane	108.3	103	88.8
IsoButane	114.3	109.7	128.8
Natural Gasoline	138.5	145.3	146.3
Propane	72	67.5	64.6

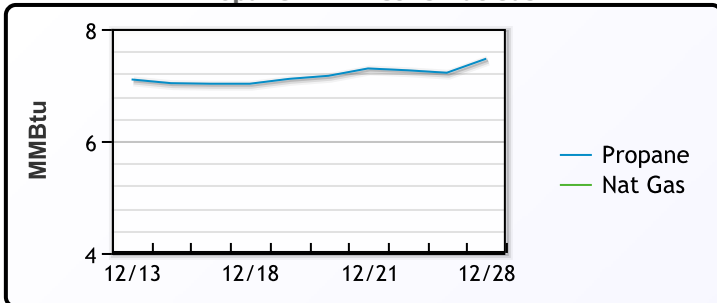
**EDMONTON**

	Last	Week Ago	Month Ago
Propane	47.4	42.8	48

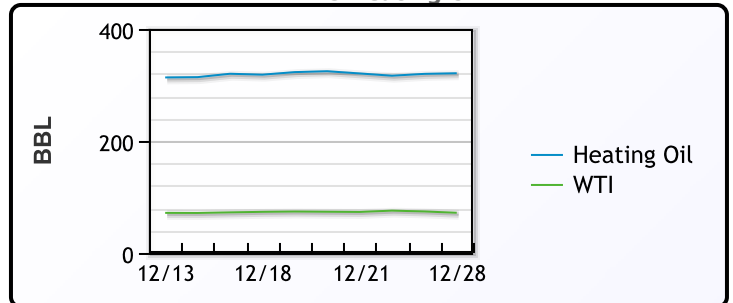
**SARNIA**

	Last	Week Ago	Month Ago
Propane	88.9	88.5	84

**Propane MT.B Tet vs Nat Gas**



**WTI vs Heating Oil**



**FX**

	Last	Change
CAD	1.3226	-0.0003
DXY	101.229	0.243
Gold	2066.77	1.16

**RATES**

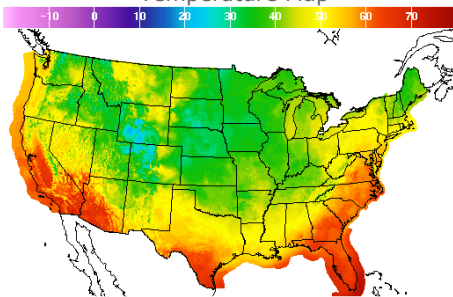
	Last	Change
US 2yr	4.2746	-0.0021
US 10yr	3.8443	0
CAN 10yr	3.109	0.043

**EQUITIES**

	Last	Change
Nasdaq	15095.14	-4.04
TSX	1262.651	-4.748
S&P 500	4783.35	1.77

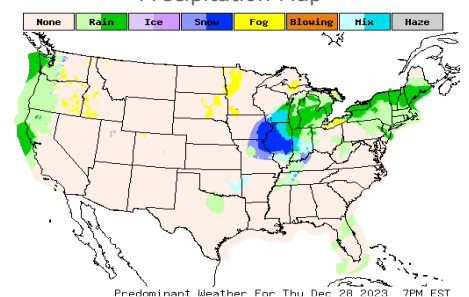
**Weather Data**

**Temperature Map**



City	HIGH °F	LOW °F
Calgary	39	24
Conway	30	16
Cushing	39	27
Denver	38	28
Houston	56	46
Mont Belvieu	54	41
Sarnia	44	42
Williston	37	22

**Precipitation Map**



This report has been prepared by PFL Petroleum Limited personnel for your information only and the views expressed are intended to provide market commentary and are not recommendations. This report is not an offer to sell or a solicitation of any offer to buy any security. The information contained herein has been compiled by PFL from sources believed to be reliable, but no representation or warranty, express or implied, is made by PFL Petroleum Limited, its affiliates or any other person as to its accuracy, completeness or correctness. Copyright 2017 PFL Petroleum Limited. All Rights Reserved