



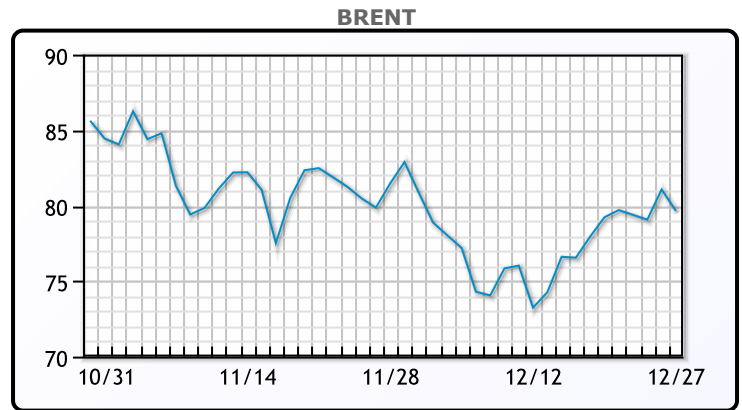
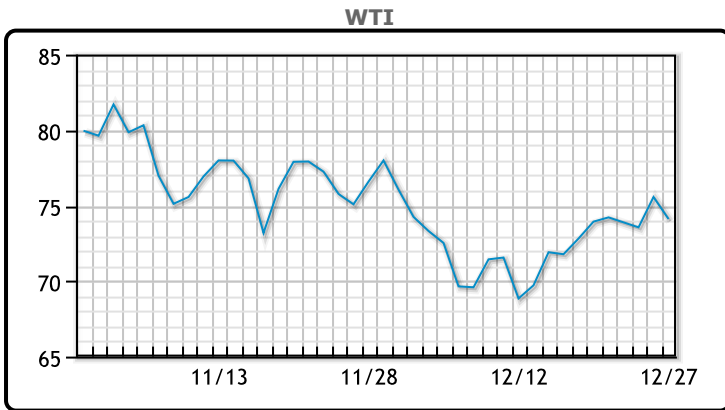
MARKET DAILY

<https://www.pflpetroleum.com>
 1865 Veterans Park Dr. Suite 303
 Naples, Florida 34109
 Phone: 239-390-2885
 Fax: 239-949-0611
 Dec 27, 2023 6:33 PM

Major Energy Futures		
	Settle	Change
Brent	79.65	-1.42
Gas Oil	778.5	-1
Natural Gas	2.437	0.018
RBOB	215.5	-0.33
ULSD	262.39	-4.49
WTI	74.11	-1.46

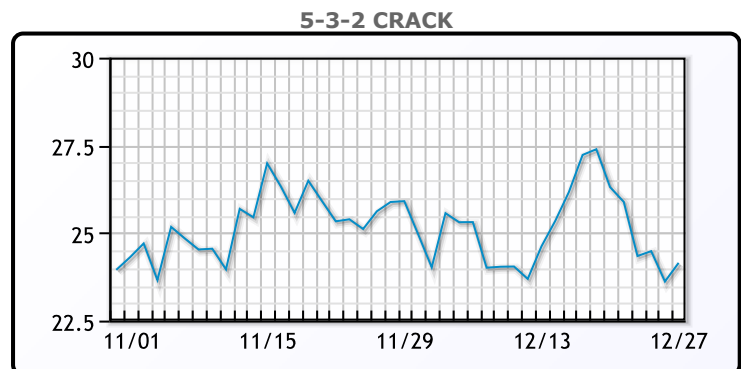
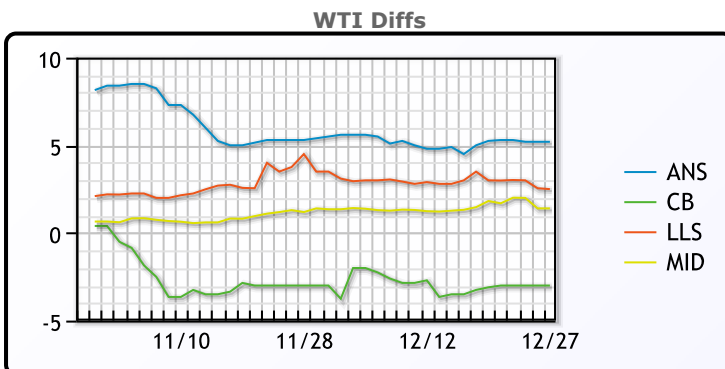
Market Commentary
 Oil prices dropped nearly 2% today, eating into yesterday's gains as investors monitor developments in the Red Sea. Danish shipping company Maersk said it has scheduled several dozen container vessels to travel via the Suez Canal and Red Sea in the coming weeks after calling a temporary halt to those routes this month after attacks by Yemen's Iran-backed Houthi militia. "I think we have to wait and see whether the increased naval patrols and rerouting of ships lead to a decline in attacks," said Callum Macpherson, head of commodities at Investec. Oil output in Russia, the third largest producer in the world after the United States and Saudi Arabia, is expected to be steady or even to increase next year as Moscow has largely overcome Western sanctions, analysts said. WTI traded down \$1.46 or -1.9% to close at \$74.11. Brent traded down \$1.42 or -1.8% to close at \$79.65.

Crude & Product Markets

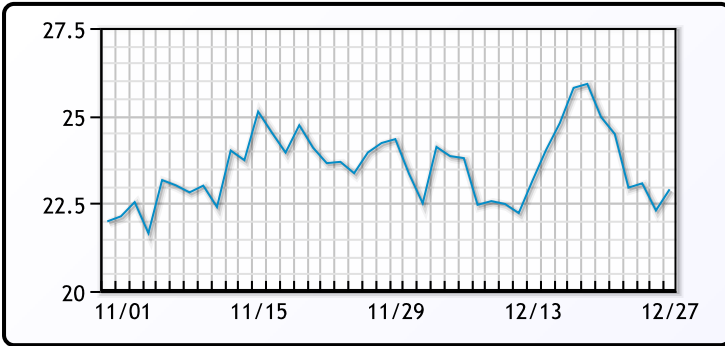


CRUDE			
	Last	Week Ago	Month Ago
ANS	79.31	79.27	80.26
BLS	71.11	70.97	71.86
LLS	76.61	76.26	78.36
Mid	75.51	75.26	76.26
WTI	74.11	73.97	74.86

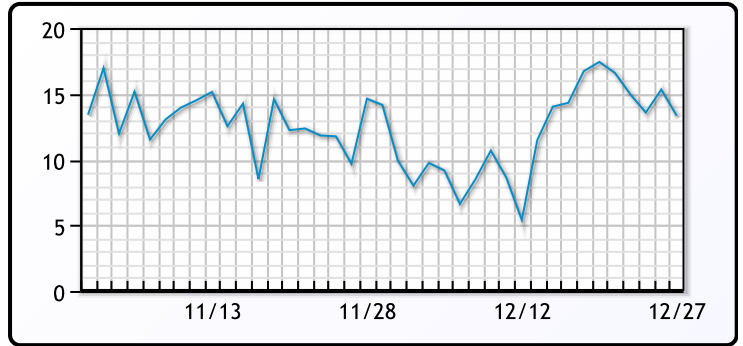
PRODUCTS			
	Last	Week Ago	Month Ago
Gulf RBOB	2.0209	1.9905	2.0204
Gulf ULSD	2.4385	2.4683	2.5157
NYH RBOB	2.1475	2.1226	2.2079
NYH ULSD	2.6614	2.63495	2.8674
USGC 3%	73.18	72.99	67.55



3-2-1 Crack



Gulf 3-2-1 Crack



NGLs

MB

	Last	Week Ago	Month Ago
Butane	98	100.5	83.9
IsoButane	109.9	111.6	117
Natural Gasoline	142.5	147	143
Propane	68.4	66.8	63.3

CONWAY

	Last	Week Ago	Month Ago
Butane	110	106.8	97.8
IsoButane	128.8	132.3	134
Natural Gasoline	143.3	146.8	144
Propane	66.4	64.4	60.5

MB NON

	Last	Week Ago	Month Ago
Butane	105.5	105.5	87
IsoButane	109.9	111.6	117
Natural Gasoline	142.5	147	143
Propane	71	68	63.1

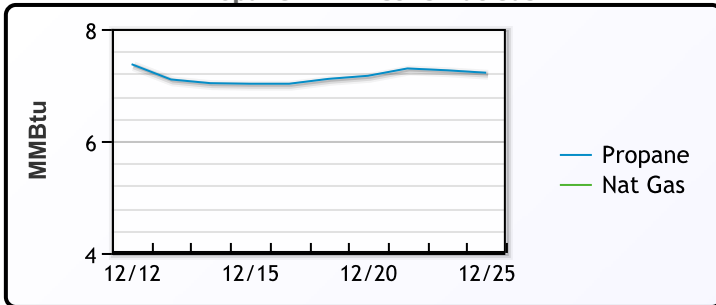
EDMONTON

	Last	Week Ago	Month Ago
Propane	46.4	44.4	47.5

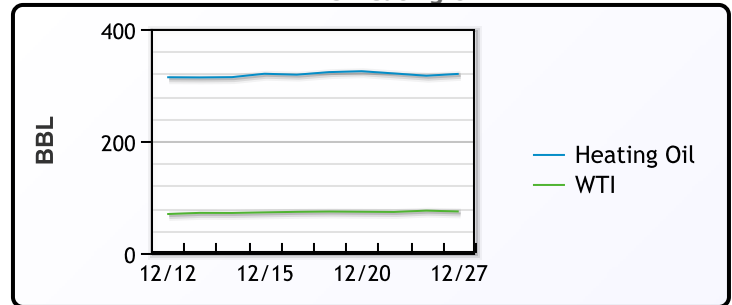
SARNIA

	Last	Week Ago	Month Ago
Propane	89	88.5	84

Propane MT.B Tet vs Nat Gas



WTI vs Heating Oil



FX

	Last	Change
CAD	1.3205	-0.0003
DXY	100.986	-0.48
Gold	2078.5	1.01

RATES

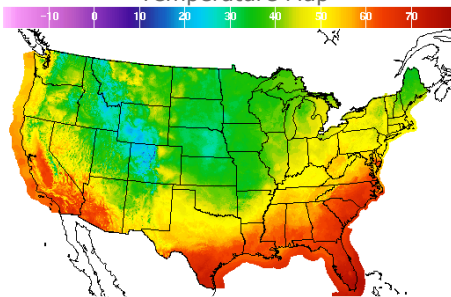
	Last	Change
US 2yr	4.2416	-0.1104
US 10yr	3.7944	-0.1023
CAN 10yr	3.066	-0.124

EQUITIES

	Last	Change
Nasdaq	15099.18	24.61
TSX	1267.399	8.415
S&P 500	4781.58	6.83

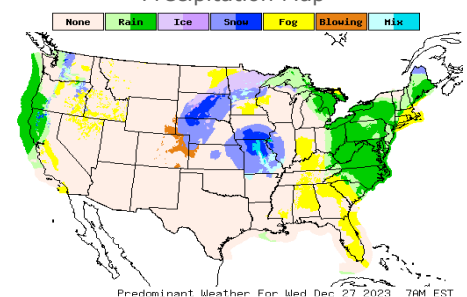
Weather Data

Temperature Map



City	HIGH °F	LOW °F
Calgary	35	17
Conway	29	16
Cushing	39	29
Denver	41	28
Houston	64	51
Mont Belvieu	62	46
Sarnia	48	43
Williston	37	26

Precipitation Map



This report has been prepared by PFL Petroleum Limited personnel for your information only and the views expressed are intended to provide market commentary and are not recommendations. This report is not an offer to sell or a solicitation of any offer to buy any security. The information contained herein has been compiled by PFL from sources believed to be reliable, but no representation or warranty, express or implied, is made by PFL Petroleum Limited, its affiliates or any other person as to its accuracy, completeness or correctness. Copyright 2017 PFL Petroleum Limited. All Rights Reserved