



MARKET DAILY

<https://www.pflpetroleum.com>
 1865 Veterans Park Dr. Suite 303
 Naples, Florida 34109
 Phone: 239-390-2885
 Fax: 239-949-0611
 Dec 26, 2023 8:30 PM

Major Energy Futures		
	Settle	Change
Brent	81.07	2.00
Gas Oil	789.5	-1
Natural Gas	2.55	-0.06
RBOB	215.83	2.82
ULSD	266.88	0.76
WTI	75.57	2.01

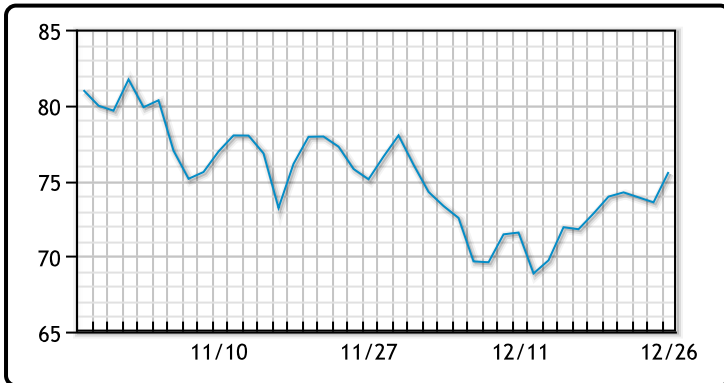
Market Commentary

U.S. West Texas Intermediate crude rose by \$2.01 per barrel, or 2.7%, to close at \$75.57 per barrel. Brent crude futures settled higher as well at \$81.07 a barrel (2.5% higher), after rising as much as 3.4% during the trading session. Oil climbed to its highest level this month, as further attacks on ships in the Red Sea prompted fears of shipping disruptions. Yemen's Iran-backed Houthi militia claimed responsibility for a missile attack on Tuesday on a container ship in the Red Sea, and for an attempt to attack Israel with drones. "There's plenty of geopolitical tensions today in terms of the Middle East ... and it has given some anxiety here to the security of the transit of oil and other goods," said John Kilduff, partner with Again Capital LLC.

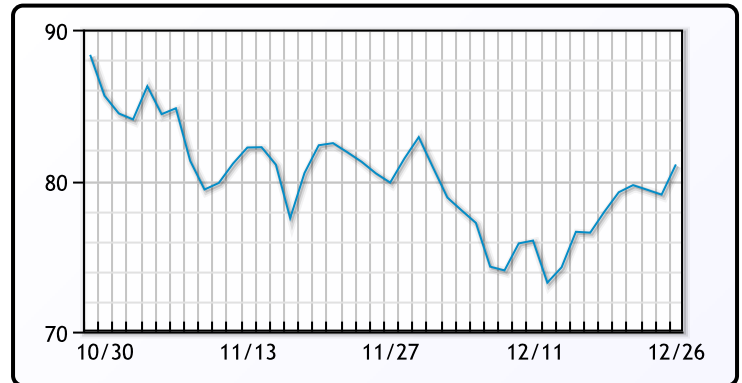
Hopes of interest rate cuts that could boost economic growth and fuel demand also helped the price of oil today.

Crude & Product Markets

WTI



BRENT



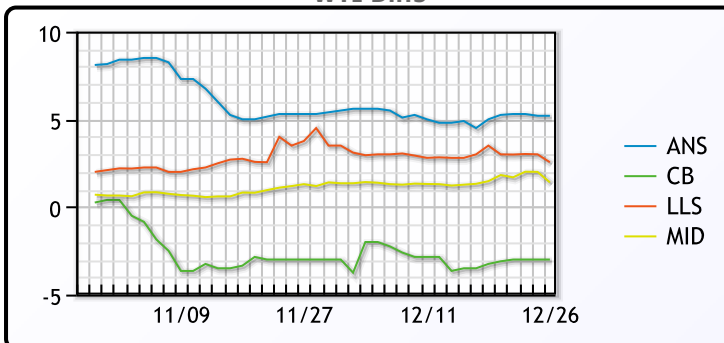
CRUDE

	Last	Week Ago	Month Ago
ANS	80.77	78.69	82.05
BLS	72.57	70.34	73.75
LLS	78.12	76.61	81.25
Mid	76.97	75.6	77.94
WTI	75.57	73.44	76.75

PRODUCTS

	Last	Week Ago	Month Ago
Gulf RBOB	2.0389	2.0081	2.0383
Gulf ULSD	2.4817	2.5027	2.5369
NYH RBOB	2.1508	2.151	2.2924
NYH ULSD	2.6613	2.67055	2.9566
USGC 3%	74.8	73.18	68.11

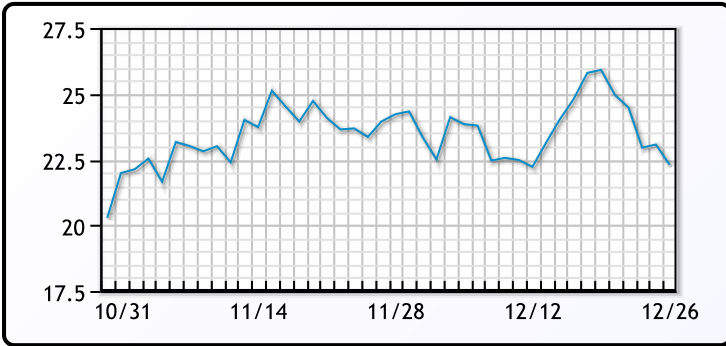
WTI Diffs



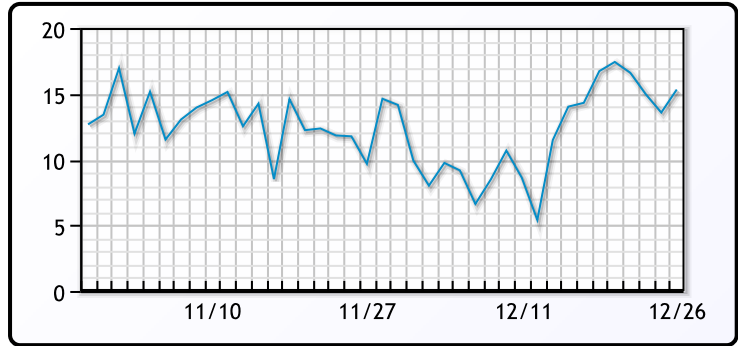
5-3-2 CRACK



3-2-1 Crack



Gulf 3-2-1 Crack



NGLs

MB

	Last	Week Ago	Month Ago
Butane	102.75	103	84.125
IsoButane	108.75	110	116.125
Natural Gasoline	143	142.9	147
Propane	66.75	65.75	64.25

CONWAY

	Last	Week Ago	Month Ago
Butane	108.25	106	96.5
IsoButane	133	130	127
Natural Gasoline	145	148	150
Propane	65	63.25	62

MB NON

	Last	Week Ago	Month Ago
Butane	105.75	106	87.125
IsoButane	108.75	110	116.125
Natural Gasoline	145.5	146.5	146.75
Propane	67.1	66.3	64.3

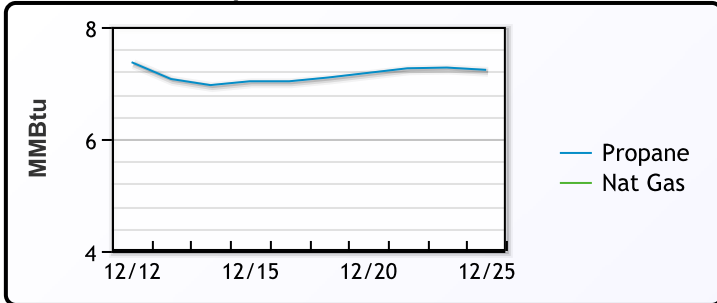
EDMONTON

	Last	Week Ago	Month Ago
Propane	43.3	43.4	49.3

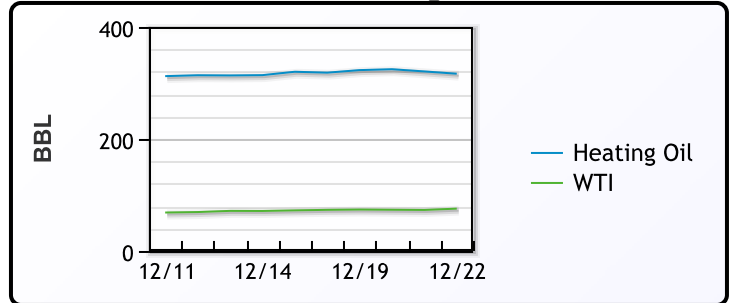
SARNIA

	Last	Week Ago	Month Ago
Propane	88.8	86	84.5

Propane MT.B Tet vs Nat Gas



WTI vs Heating Oil



FX

	Last	Change
CAD	1.3201	0.0006
DXY	101.562	0.096
Gold	2066.51	-1.3

RATES

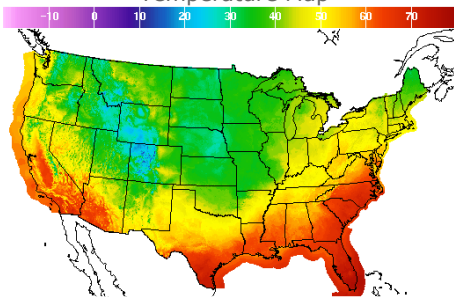
	Last	Change
US 2yr	4.3456	-0.0064
US 10yr	3.8818	-0.0149
CAN 10yr	3.19	0

EQUITIES

	Last	Change
Nasdaq	15074.57	81.6
TSX	1258.984	6.303
S&P 500	4774.75	20.12

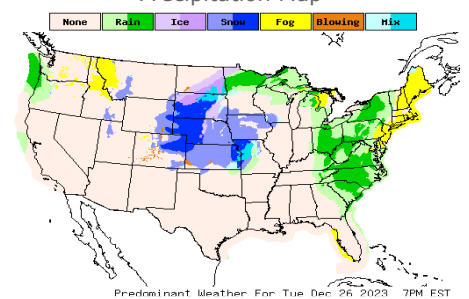
Weather Data

Temperature Map



City	HIGH °F	LOW °F
Calgary	37	19
Conway	28	21
Cushing	47	30
Denver	36	24
Houston	58	47
Mont Belvieu	55	43
Sarnia	49	46
Williston	33	22

Precipitation Map



This report has been prepared by PFL Petroleum Limited personnel for your information only and the views expressed are intended to provide market commentary and are not recommendations. This report is not an offer to sell or a solicitation of any offer to buy any security. The information contained herein has been compiled by PFL from sources believed to be reliable, but no representation or warranty, express or implied, is made by PFL Petroleum Limited, its affiliates or any other person as to its accuracy, completeness or correctness. Copyright 2017 PFL Petroleum Limited. All Rights Reserved