



MARKET DAILY

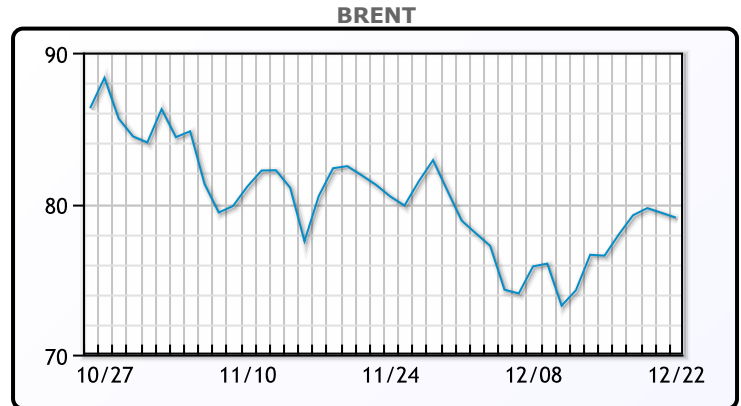
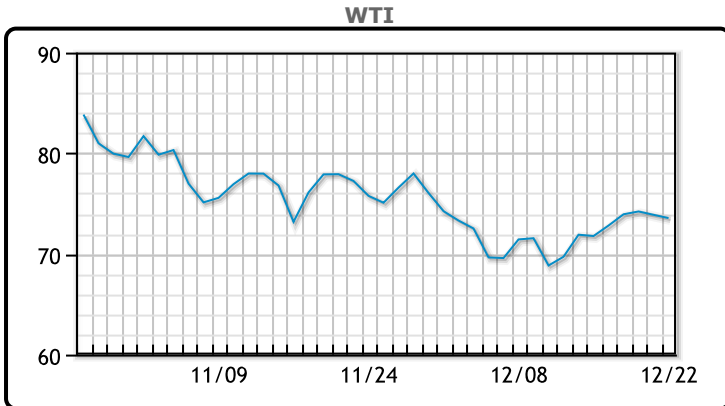
<https://www.pflpetroleum.com>
 1865 Veterans Park Dr. Suite 303
 Naples, Florida 34109
 Phone: 239-390-2885
 Fax: 239-949-0611
 Dec 22, 2023 8:53 PM

Major Energy Futures		
	Settle	Change
Brent	79.07	-0.32
Gas Oil	790.5	-7.25
Natural Gas	2.61	0.125
RBOB	213.01	-4.22
ULSD	266.12	-1.17
WTI	73.56	-0.33

Market Commentary

Oil prices eased on Friday ahead of the long Christmas holiday weekend on expectations Angola could increase output after leaving OPEC, but rose for the week over week on positive U.S. economic news and worries Houthi ship attacks would boost supply costs. WTI closed at \$73.56 per barrel down 33 cents per barrel. Merry Christmas from all of us PFL. We will catch you on the 26th!

Crude & Product Markets

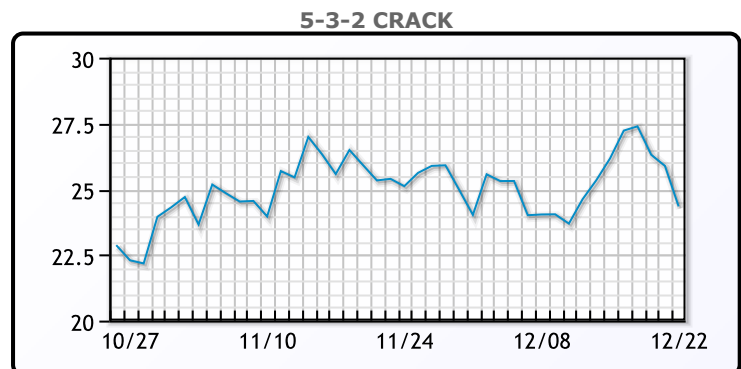
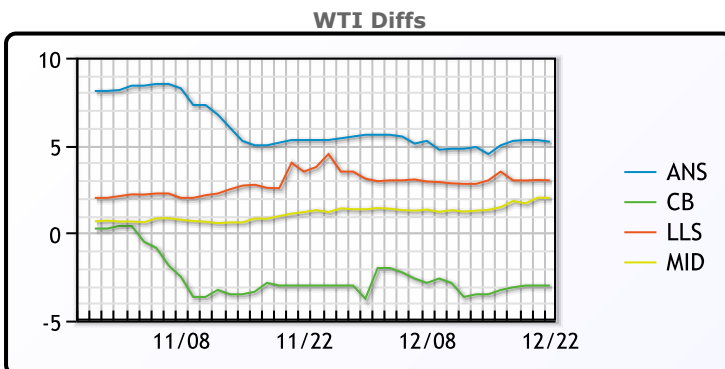


CRUDE

	Last	Week Ago	Month Ago
ANS	78.46	75.93	82.05
BLS	70.26	67.93	73.75
LLS	76.26	74.43	81.25
Mid	75.26	72.75	77.94
WTI	73.26	71.43	76.75

PRODUCTS

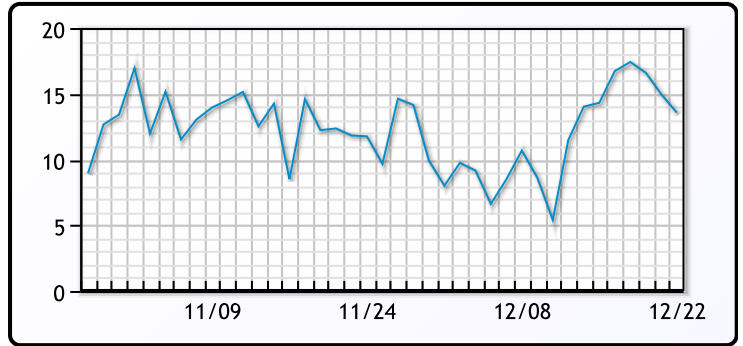
	Last	Week Ago	Month Ago
Gulf RBOB	1.9905	1.977	2.0383
Gulf ULSD	2.4683	2.3933	2.5369
NYH RBOB	2.1226	2.131	2.2924
NYH ULSD	2.63495	2.6008	2.9566
USGC 3%	72.99	68.89	69.21



3-2-1 Crack



Gulf 3-2-1 Crack



NGLs

MB

	Last	Week Ago	Month Ago
Butane	96.3	98.9	83.1
IsoButane	109.5	106.5	117.3
Natural Gasoline	143	142.9	147
Propane	66.1	64.3	64.4

CONWAY

	Last	Week Ago	Month Ago
Butane	107.1	103	97.4
IsoButane	133	133	130
Natural Gasoline	143	142.9	150
Propane	63.3	61.4	62.5

MB NON

	Last	Week Ago	Month Ago
Butane	103.5	103	87.3
IsoButane	109.5	106.5	117.3
Natural Gasoline	143	142.9	147
Propane	67.1	66.3	64.3

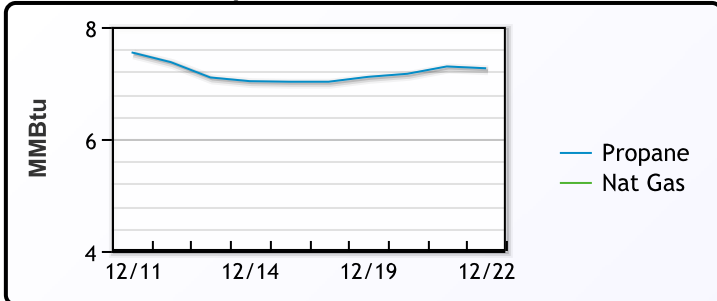
EDMONTON

	Last	Week Ago	Month Ago
Propane	43.3	43.4	49.3

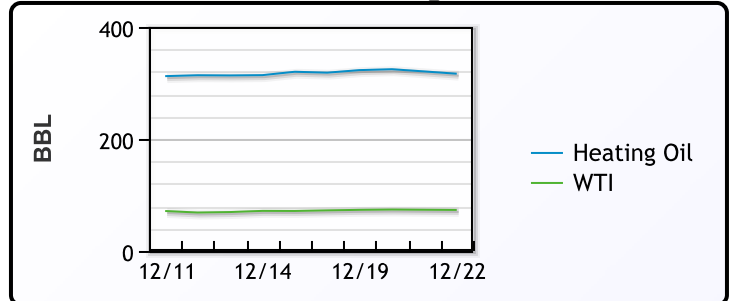
SARNIA

	Last	Week Ago	Month Ago
Propane	88.8	86	84.5

Propane MT.B Tet vs Nat Gas



WTI vs Heating Oil



FX

	Last	Change
CAD	1.327	-0.0013
DXY	101.698	-0.145
Gold	2053.08	7.13

RATES

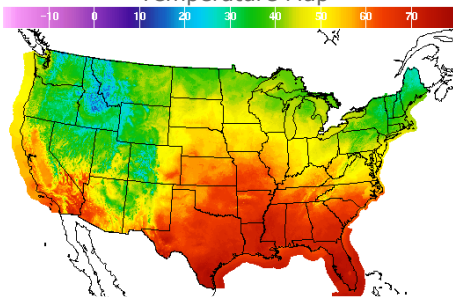
	Last	Change
US 2yr	4.3231	-0.0243
US 10yr	3.895	0.0069
CAN 10yr	3.19	0.068

EQUITIES

	Last	Change
Nasdaq	14992.97	29.1
TSX	1258.984	6.303
S&P 500	4754.63	7.88

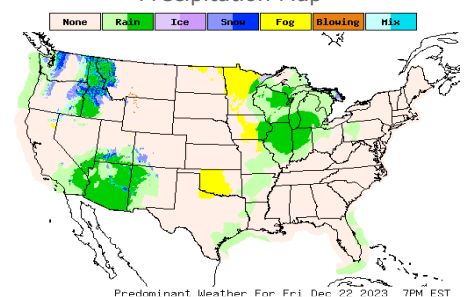
Weather Data

Temperature Map



City	HIGH °F	LOW °F
Calgary	36	28
Conway	31	19
Cushing	64	51
Denver	53	40
Houston	71	59
Mont Belvieu	70	57
Sarnia	37	29
Williston	43	31

Precipitation Map



This report has been prepared by PFL Petroleum Limited personnel for your information only and the views expressed are intended to provide market commentary and are not recommendations. This report is not an offer to sell or a solicitation of any offer to buy any security. The information contained herein has been compiled by PFL from sources believed to be reliable, but no representation or warranty, express or implied, is made by PFL Petroleum Limited, its affiliates or any other person as to its accuracy, completeness or correctness. Copyright 2017 PFL Petroleum Limited. All Rights Reserved