



MARKET DAILY

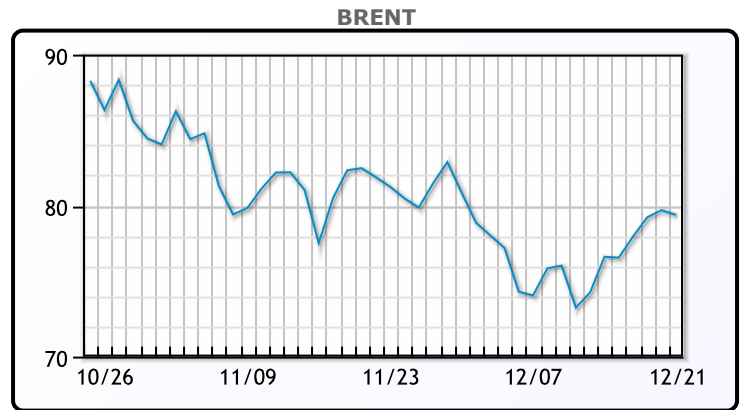
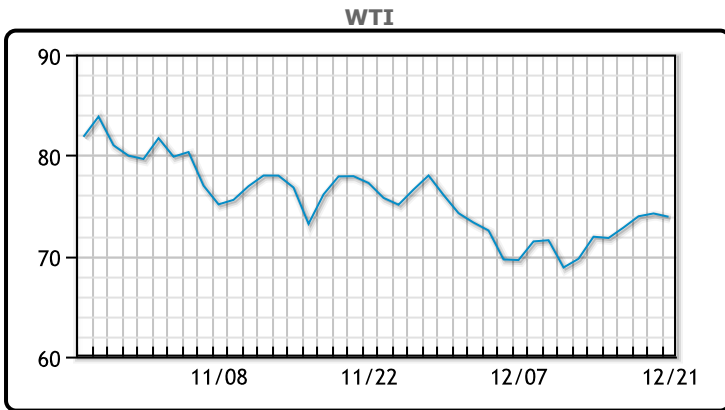
<https://www.pflpetroleum.com>
 1865 Veterans Park Dr. Suite 303
 Naples, Florida 34109
 Phone: 239-390-2885
 Fax: 239-949-0611
 Dec 21, 2023 8:40 PM

Major Energy Futures		
	Settle	Change
Brent	79.39	-0.31
Gas Oil	790.75	5
Natural Gas	2.572	0.125
RBOB	215.85	-4.22
ULSD	269.68	-1.17
WTI	73.89	-0.33

Market Commentary

Oil prices were lower today on worries that OPEC+ would not be able to support prices by limiting global supplies. "It seems like OPEC is losing the battle to keep prices higher," said Matt Smith of shipping tracking firm Kpler, noting that non-OPEC producers like the U.S. have stepped up to fill the supply gap. Separately the EIA said US crude output rose to a record 13.3MM/bpd last week. Recent attacks carried out in support of Palestinians by Yemeni Houthi militant group on vessels headed towards Israeli ports have forced major maritime carriers to steer clear of the Red Sea, causing global trade disruptions. WTI traded down \$.33 to close at \$73.89. Brent traded down \$.31 to close at \$79.39.

Crude & Product Markets

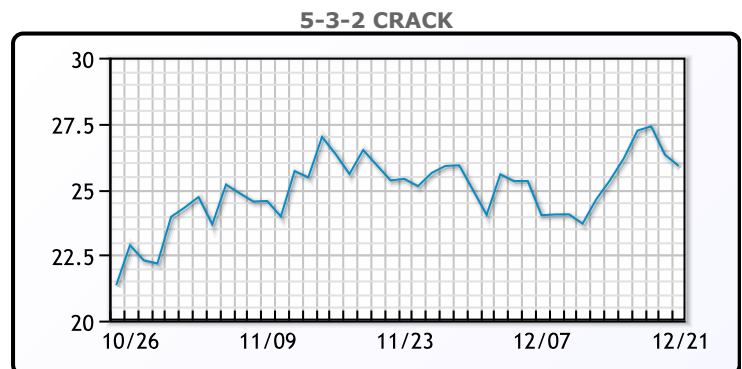
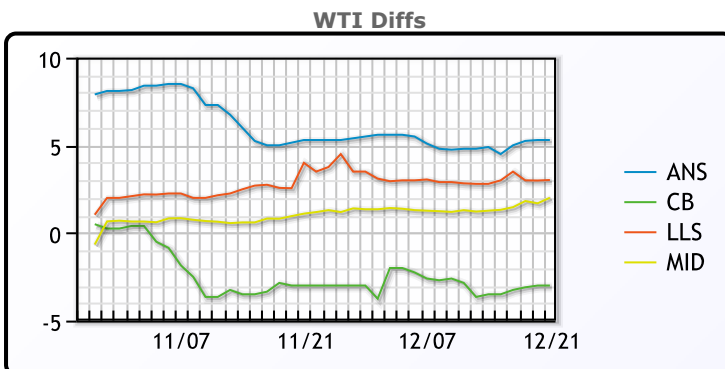


CRUDE

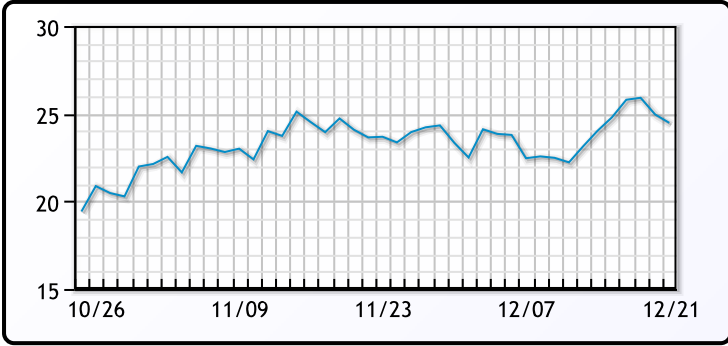
	Last	Week Ago	Month Ago
ANS	78.89	76.48	82.72
BLS	70.59	68.08	74.42
LLS	76.61	74.43	81.18
Mid	75.6	72.75	78.72
WTI	73.59	71.58	77.42

PRODUCTS

	Last	Week Ago	Month Ago
Gulf RBOB	2.0081	1.977	2.028
Gulf ULSD	2.5027	2.3933	2.6472
NYH RBOB	2.151	2.131	2.2938
NYH ULSD	2.67055	2.6008	2.9924
USGC 3%	73.18	68.89	70.55



3-2-1 Crack



Gulf 3-2-1 Crack



NGLs

MB

	Last	Week Ago	Month Ago
Butane	98	98.1	83.3
IsoButane	109.7	105.8	113.7
Natural Gasoline	145.3	141.8	148
Propane	66.5	64.3	64.6

CONWAY

	Last	Week Ago	Month Ago
Butane	105.8	103.9	97.4
IsoButane	130	135	130
Natural Gasoline	145	141.8	150
Propane	64.8	61.3	62.5

MB NON

	Last	Week Ago	Month Ago
Butane	103	102.5	87.4
IsoButane	109.7	105.8	113.7
Natural Gasoline	145.3	141.8	148
Propane	67.5	66.1	64.5

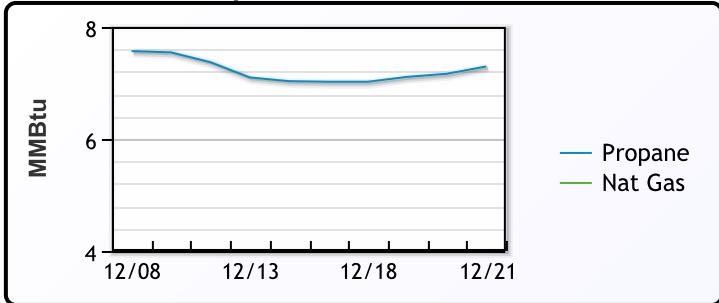
EDMONTON

	Last	Week Ago	Month Ago
Propane	42.8	44.8	50

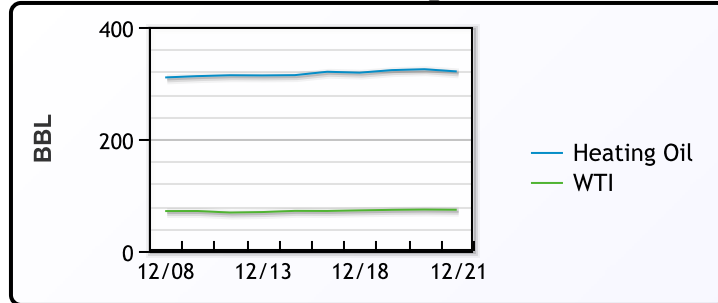
SARNIA

	Last	Week Ago	Month Ago
Propane	88.5	86	83

Propane MT.B Tet vs Nat Gas



WTI vs Heating Oil



FX

	Last	Change
CAD	1.3282	-0.0001
DXY	101.801	-0.042
Gold	2049.32	3.37

RATES

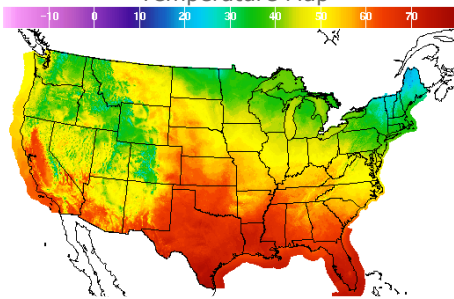
	Last	Change
US 2yr	4.3579	0.0105
US 10yr	3.8955	0.0074
CAN 10yr	3.122	0.067

EQUITIES

	Last	Change
Nasdaq	14963.87	185.93
TSX	1252.681	9.525
S&P 500	4746.75	48.4

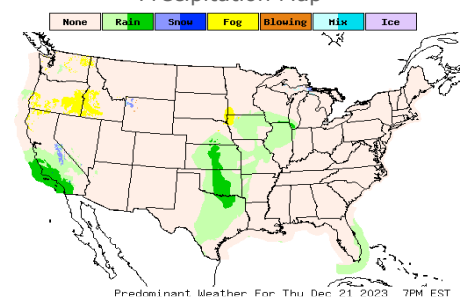
Weather Data

Temperature Map



City	HIGH °F	LOW °F
Calgary	39	23
Conway	33	25
Cushing	63	51
Denver	56	44
Houston	68	58
Mont Belvieu	67	54
Sarnia	37	30
Williston	44	30

Precipitation Map



This report has been prepared by PFL Petroleum Limited personnel for your information only and the views expressed are intended to provide market commentary and are not recommendations. This report is not an offer to sell or a solicitation of any offer to buy any security. The information contained herein has been compiled by PFL from sources believed to be reliable, but no representation or warranty, express or implied, is made by PFL Petroleum Limited, its affiliates or any other person as to its accuracy, completeness or correctness. Copyright 2017 PFL Petroleum Limited. All Rights Reserved