



MARKET DAILY

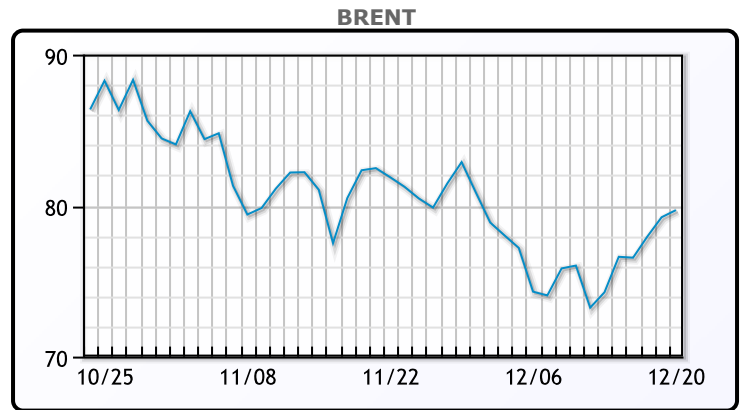
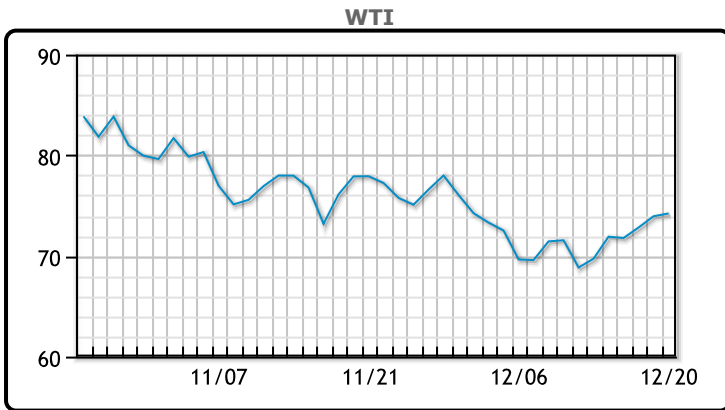
<https://www.pflpetroleum.com>
 1865 Veterans Park Dr. Suite 303
 Naples, Florida 34109
 Phone: 239-390-2885
 Fax: 239-949-0611
 Dec 20, 2023 7:34 PM

Major Energy Futures		
	Settle	Change
Brent	79.7	0.47
Gas Oil	798	7.75
Natural Gas	2.447	-0.045
RBOB	220.07	-0.01
ULSD	270.85	-0.83
WTI	74.22	0.28

Market Commentary

Oil prices settled slightly higher today after a choppy trading session. Both benchmarks briefly turned negative following the EIA report but traded up later in the day on news of more maritime carriers staying clear of the red sea. "The possibility of a significant price downturn would appear likely on first suggestion of stabilization of cargo transits through the Red Sea corridor," said John Ritterbusch, president of Ritterbusch and Associates LLC in Galena, Illinois. About 12% of world shipping traffic passes up the Red Sea and through the Suez Canal. Although oil supply has been realigned, no shortages have yet emerged, analysts said. WTI traded up \$.28 or .4% to close at \$74.22. Brent traded up \$.47 or .6% to close at \$79.70.

Crude & Product Markets

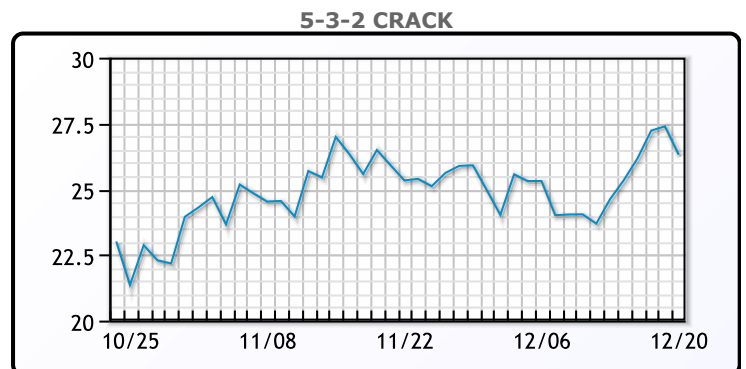
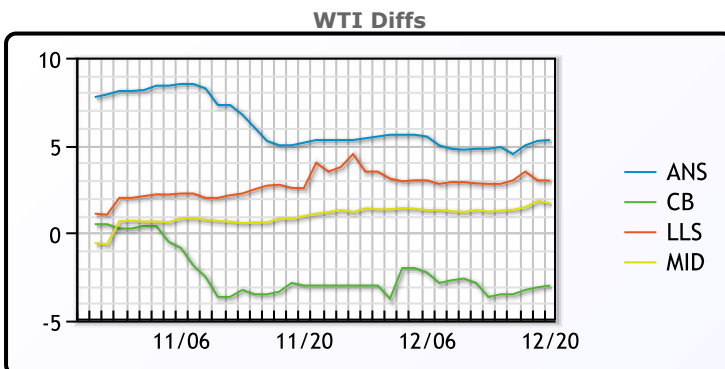


CRUDE

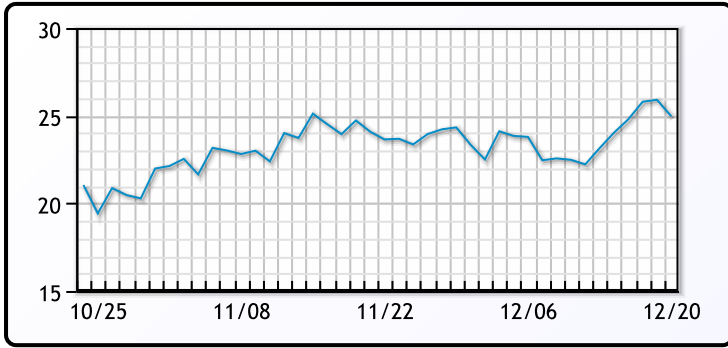
	Last	Week Ago	Month Ago
ANS	79.27	74.27	82.9
BLS	70.97	65.82	74.6
LLS	76.96	74.43	81.1
Mid	75.66	72.75	78.79
WTI	73.97	69.47	77.6

PRODUCTS

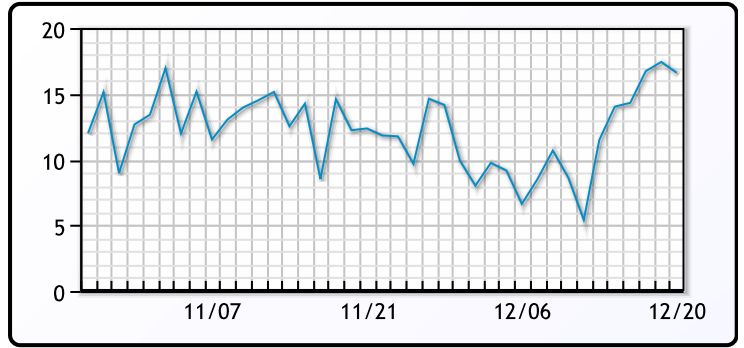
	Last	Week Ago	Month Ago
Gulf RBOB	2.0386	1.977	2.016
Gulf ULSD	2.5042	2.3933	2.584
NYH RBOB	2.1932	2.131	2.271
NYH ULSD	2.701	2.6008	2.8895
USGC 3%	72.99	68.89	70.07



3-2-1 Crack



Gulf 3-2-1 Crack



NGLs

MB

	Last	Week Ago	Month Ago
Butane	100.5	97.9	85.8
IsoButane	111.6	104.8	113.8
Natural Gasoline	147	137.8	150.1
Propane	66.8	64.4	65.8

CONWAY

	Last	Week Ago	Month Ago
Butane	106.8	105.1	100.1
IsoButane	132.3	130	124
Natural Gasoline	146.8	138.4	151
Propane	64.4	61	62.8

MB NON

	Last	Week Ago	Month Ago
Butane	105.5	102	90.8
IsoButane	111.6	104.8	113.8
Natural Gasoline	147	137.8	148.7
Propane	68	65.5	65.5

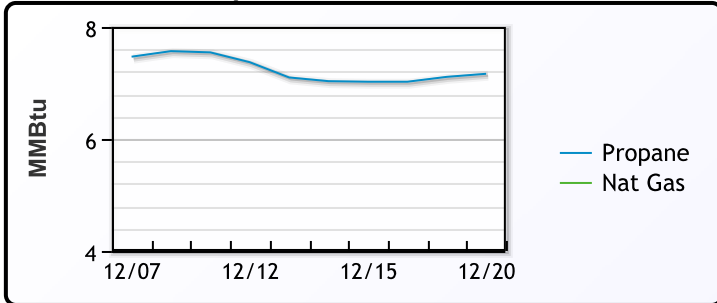
EDMONTON

	Last	Week Ago	Month Ago
Propane	44.4	44	50.8

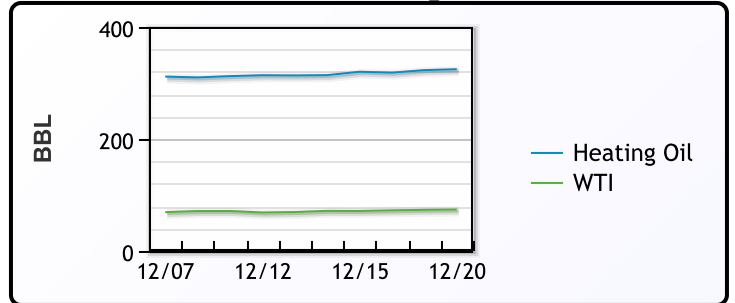
SARNIA

	Last	Week Ago	Month Ago
Propane	88.5	90.5	82.5

Propane MT.B Tet vs Nat Gas



WTI vs Heating Oil



FX

	Last	Change
CAD	1.3352	-0.0017
DXY	102.408	0.241
Gold	2033.98	2.59

RATES

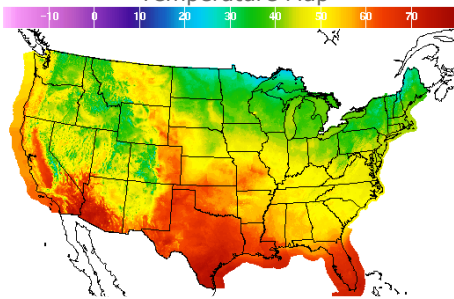
	Last	Change
US 2yr	4.3523	0.021
US 10yr	3.8622	0.0148
CAN 10yr	3.055	-0.082

EQUITIES

	Last	Change
Nasdaq	14777.94	-225.28
TSX	1243.156	-13.863
S&P 500	4698.35	-70.02

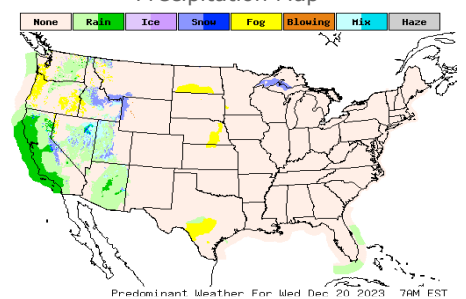
Weather Data

Temperature Map



City	HIGH °F	LOW °F
Calgary	41	18
Conway	26	17
Cushing	59	44
Denver	54	43
Houston	66	56
Mont Belvieu	67	52
Sarnia	37	28
Williston	34	25

Precipitation Map



This report has been prepared by PFL Petroleum Limited personnel for your information only and the views expressed are intended to provide market commentary and are not recommendations. This report is not an offer to sell or a solicitation of any offer to buy any security. The information contained herein has been compiled by PFL from sources believed to be reliable, but no representation or warranty, express or implied, is made by PFL Petroleum Limited, its affiliates or any other person as to its accuracy, completeness or correctness. Copyright 2017 PFL Petroleum Limited. All Rights Reserved