



MARKET DAILY

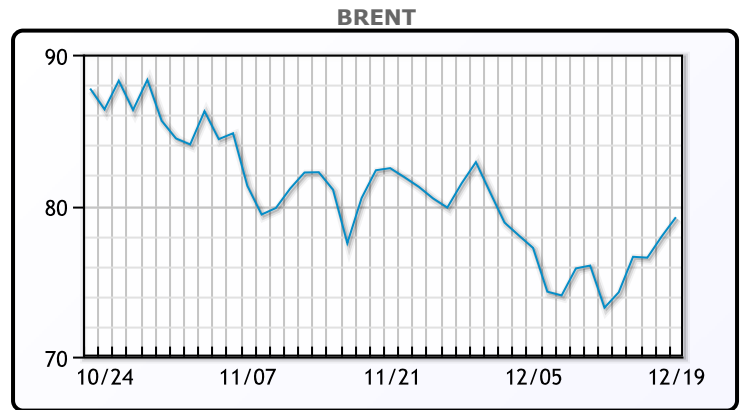
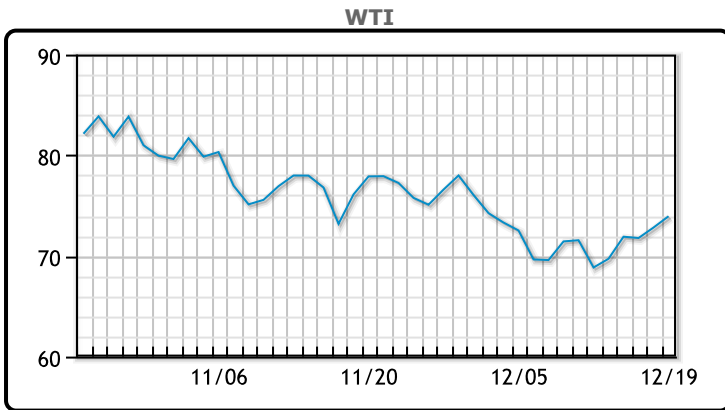
<https://www.pflpetroleum.com>
 1865 Veterans Park Dr. Suite 303
 Naples, Florida 34109
 Phone: 239-390-2885
 Fax: 239-949-0611
 Dec 19, 2023 7:23 PM

Major Energy Futures		
	Settle	Change
Brent	79.23	1.28
Gas Oil	793	21.5
Natural Gas	2.492	-0.011
RBOB	220.08	4.18
ULSD	271.68	4.4
WTI	73.94	0.97

Market Commentary

Oil prices rose more than \$1 today extending yesterdays concerns as Houthi attacks on ships in Red Sea continue to disrupt maritime trade in the region. The U.S. on Tuesday announced the creation of a task force to safeguard Red Sea commerce from attacks by Iran-backed Yemeni militants. The Houthis have vowed to defy the U.S.-led naval mission and keep hitting Israeli targets in the region. "How long this will go on for is also an unknown, unnerving the market," said Fiona Cincotta, senior analyst at City Index. "Despite the launch of the operation to ensure safe passage through the Red Sea major shipping firms are still steering clear." Also in focus this week is the latest snapshot of U.S. supplies. The first of the week's two supply reports from the American Petroleum Institute shows an increase in U.S. crude oil and fuel inventories, sources said. WTI traded up \$.97 or 1.3% to close at \$73.44. Brent traded up \$1.28 or 1.6% to close at \$79.23.

Crude & Product Markets

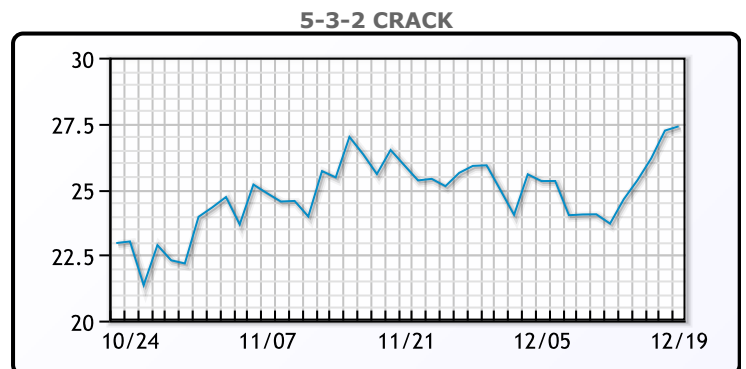
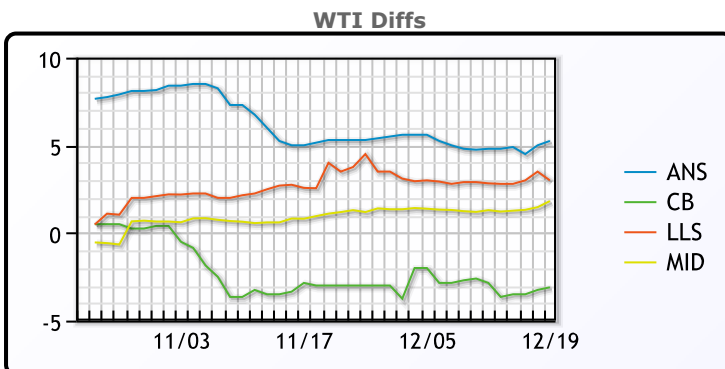


CRUDE

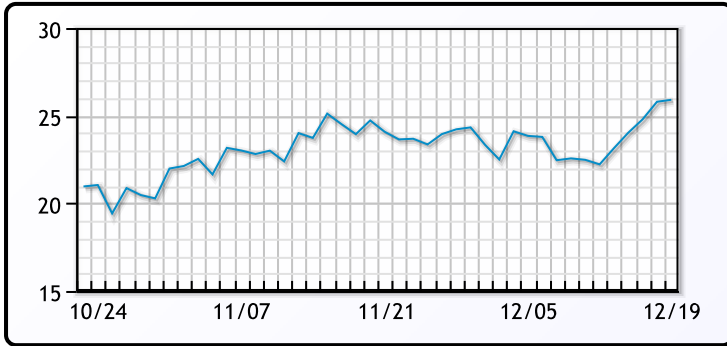
	Last	Week Ago	Month Ago
ANS	78.69	73.41	81.19
BLS	70.34	65.76	72.89
LLS	76.44	74.38	79.89
Mid	75.26	72.85	76.99
WTI	73.44	68.61	75.89

PRODUCTS

	Last	Week Ago	Month Ago
Gulf RBOB	2.0408	1.9213	1.9505
Gulf ULSD	2.5318	2.3423	2.5135
NYH RBOB	2.1933	2.1188	2.227
NYH ULSD	2.7153	2.5688	2.8375
USGC 3%	73.07	68.54	68.66



3-2-1 Crack



Gulf 3-2-1 Crack



NGLs

MB

	Last	Week Ago	Month Ago
Butane	100.5	100.1	84.9
IsoButane	111.1	106.8	112
Natural Gasoline	147	135.1	146.8
Propane	65.6	65	64

CONWAY

	Last	Week Ago	Month Ago
Butane	107.4	107	98.3
IsoButane	130	125	121
Natural Gasoline	146.9	137.3	149
Propane	62.8	61.8	61.9

MB NON

	Last	Week Ago	Month Ago
Butane	105.5	104.3	89
IsoButane	111.1	106.8	112
Natural Gasoline	147	135.1	146.8
Propane	67.6	65.3	63.9

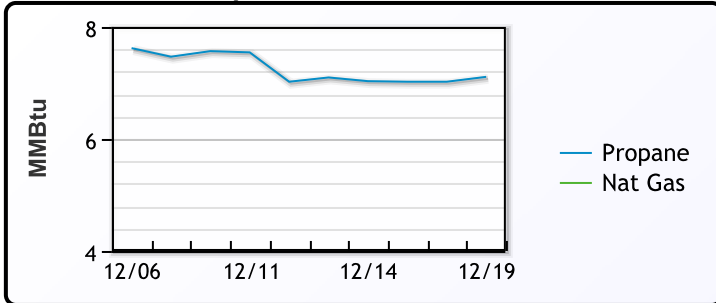
EDMONTON

	Last	Week Ago	Month Ago
Propane	42.8	44.8	49.9

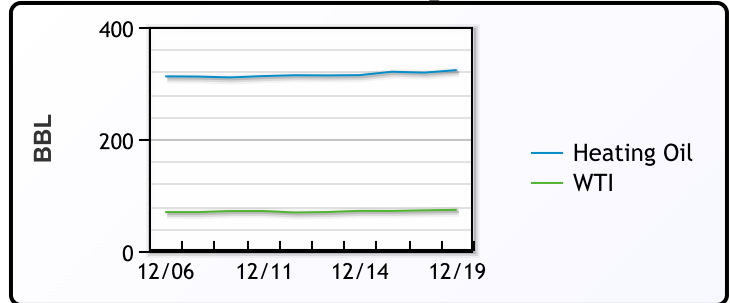
SARNIA

	Last	Week Ago	Month Ago
Propane	87	92	83

Propane MT.B Tet vs Nat Gas



WTI vs Heating Oil



FX

	Last	Change
CAD	1.3341	0.0008
DXY	102.167	-0.394
Gold	2040.71	0.36

RATES

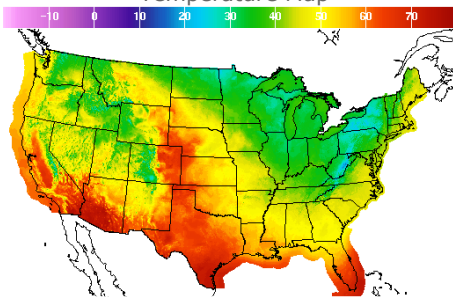
	Last	Change
US 2yr	4.4288	-0.0106
US 10yr	3.9107	-0.0206
CAN 10yr	3.137	-0.03

EQUITIES

	Last	Change
Nasdaq	15003.22	98.03
TSX	1257.019	12.117
S&P 500	4768.37	27.81

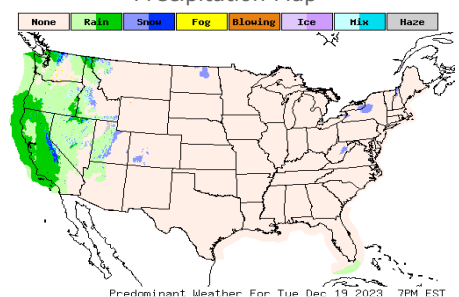
Weather Data

Temperature Map



City	HIGH °F	LOW °F
Calgary	28	18
Conway	26	18
Cushing	52	34
Denver	57	42
Houston	63	51
Mont Belvieu	60	47
Sarnia	31	24
Williston	34	23

Precipitation Map



This report has been prepared by PFL Petroleum Limited personnel for your information only and the views expressed are intended to provide market commentary and are not recommendations. This report is not an offer to sell or a solicitation of any offer to buy any security. The information contained herein has been compiled by PFL from sources believed to be reliable, but no representation or warranty, express or implied, is made by PFL Petroleum Limited, its affiliates or any other person as to its accuracy, completeness or correctness. Copyright 2017 PFL Petroleum Limited. All Rights Reserved