



# MARKET DAILY

<https://www.pflpetroleum.com>  
 1865 Veterans Park Dr. Suite 303  
 Naples, Florida 34109  
 Phone: 239-390-2885  
 Fax: 239-949-0611  
 Dec 18, 2023 5:42 PM

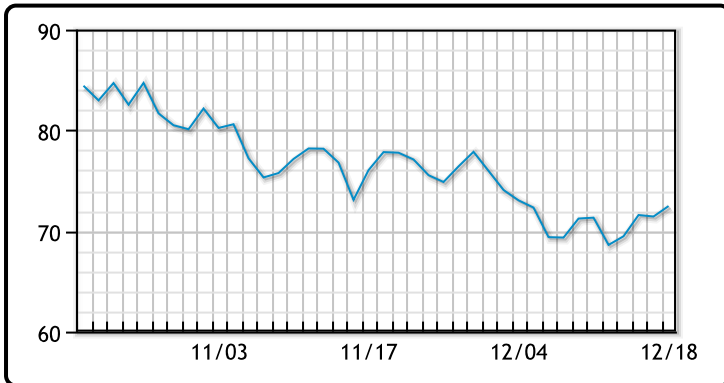
Major Energy Futures		
	Settle	Change
Brent	77.95	1.40
Gas Oil	785.25	11.75
Natural Gas	2.503	0.099
RBOB	215.9	1.82
ULSD	267.28	2.95
WTI	72.47	1.04

## Market Commentary

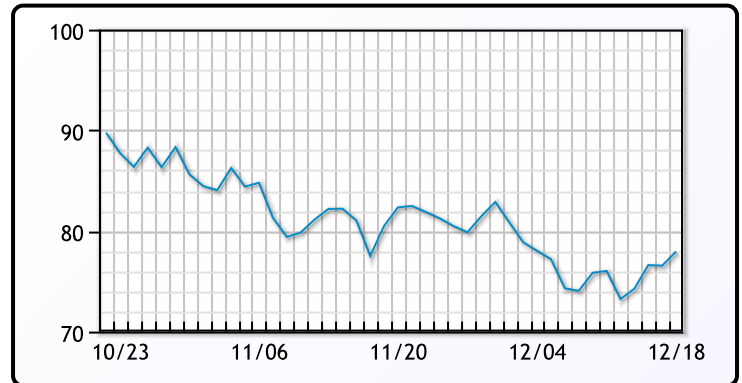
Oil prices rose nearly 2% as investors were concerned about disruptions to maritime trade. Geopolitical tensions are rising as ships in the Red Sea are falling under attack by rebel groups in Yemen. "There are now the increased supply costs to consider as a growing number of oil tankers are halting all sails through the Red Sea strait," said Fawad Razaqzada, market analyst at StoneX. U.S. Defense Secretary Lloyd Austin said Washington was building a coalition to address the Houthi threat and said defense ministers from the region and beyond would hold virtual talks on the issue on Tuesday. However, ample oil supply limited price gains on Monday. Brent and U.S. crude for prompt delivery traded at a discount to future deliveries, signaling a well-supplied physical market. WTI traded up \$1.04 or 1.5% to close at \$72.47. Brent traded up \$1.40 or 1.8% to close at \$77.95.

## Crude & Product Markets

WTI



BRENT



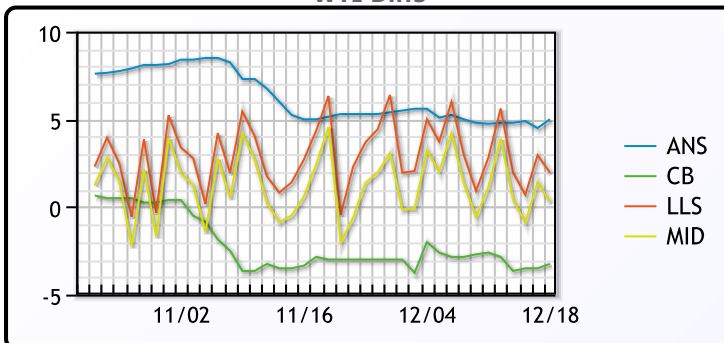
CRUDE

	Last	Week Ago	Month Ago
ANS	77.47	76.07	81.19
BLS	69.22	68.72	72.89
LLS	74.43	74.13	79.23
Mid	72.75	72.47	77.47
WTI	72.47	71.32	75.89

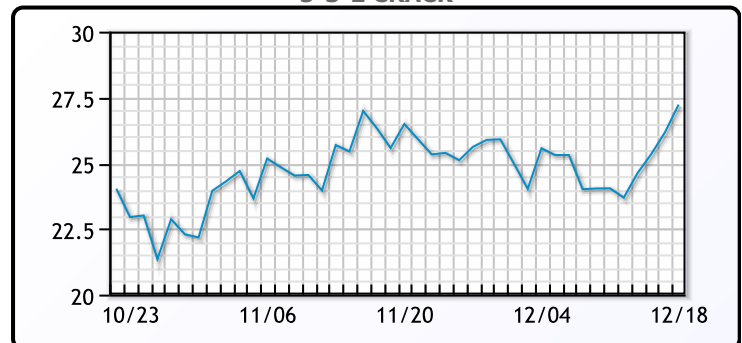
PRODUCTS

	Last	Week Ago	Month Ago
Gulf RBOB	2.0065	1.8124	1.9505
Gulf ULSD	2.4753	2.3181	2.5135
NYH RBOB	2.153	2.0199	2.227
NYH ULSD	2.6603	2.5306	2.8375
USGC 3%	68.89	67.55	69.09

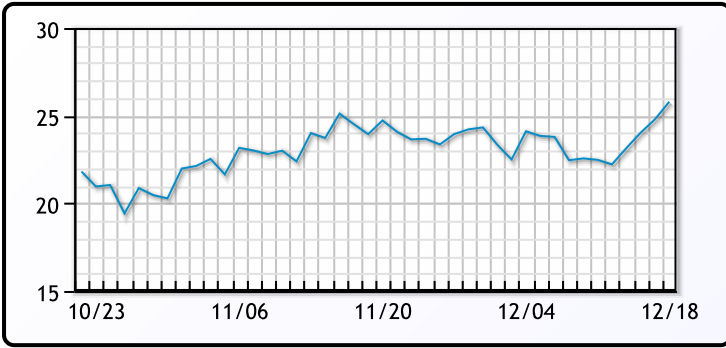
WTI Diffs



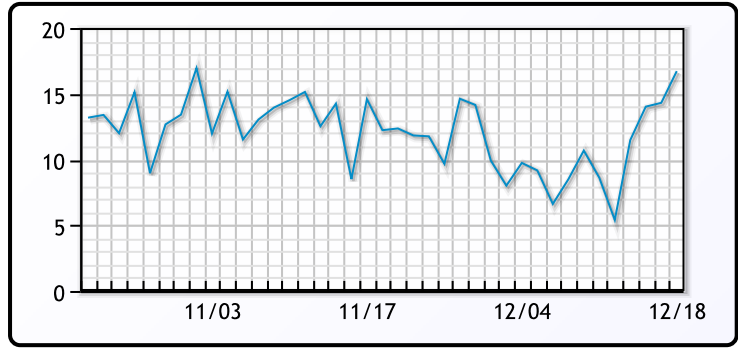
5-3-2 CRACK



3-2-1 Crack



Gulf 3-2-1 Crack



NGLs

MB

	Last	Week Ago	Month Ago
Butane	100.8	104.3	84.9
IsoButane	111	112.4	112
Natural Gasoline	144.6	140.75	146.8
Propane	65.1	67.5	64

CONWAY

	Last	Week Ago	Month Ago
Butane	104.8	112.4	98.3
IsoButane	133	135	121
Natural Gasoline	146	141.8	149
Propane	62.1	64.3	61.9

MB NON

	Last	Week Ago	Month Ago
Butane	105.8	108.4	89
IsoButane	111	112.4	112
Natural Gasoline	144.6	140.8	146.8
Propane	67.1	67.8	63.9

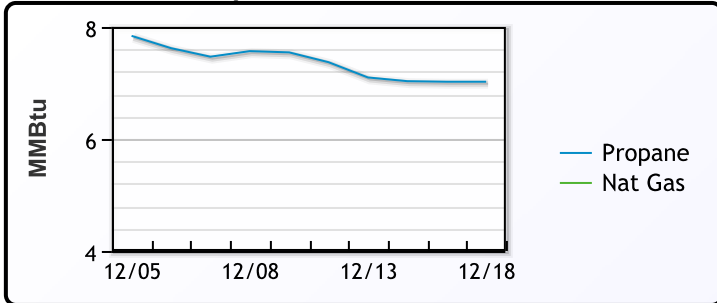
EDMONTON

	Last	Week Ago	Month Ago
Propane	42.1	48.3	49.9

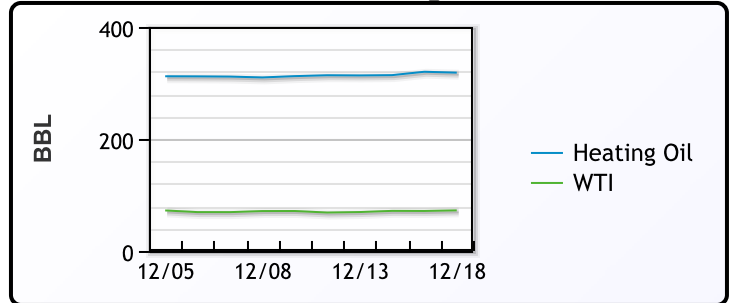
SARNIA

	Last	Week Ago	Month Ago
Propane	86	92	83

Propane MT.B Tet vs Nat Gas



WTI vs Heating Oil



FX

	Last	Change
CAD	1.3399	0
DXY	102.505	-0.045
Gold	2027.19	7.57

RATES

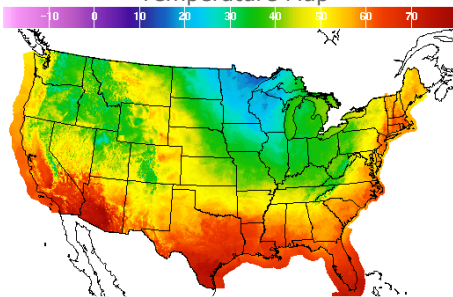
	Last	Change
US 2yr	4.4463	0.0035
US 10yr	3.9314	0.0204
CAN 10yr	3.167	0.047

EQUITIES

	Last	Change
Nasdaq	14904.81	90.89
TSX	1244.9	6.392
S&P 500	4740.56	21.37

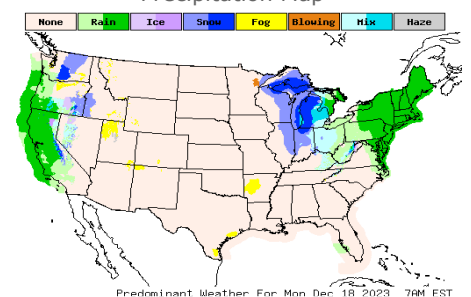
Weather Data

Temperature Map



City	HIGH °F	LOW °F
Calgary	37	22
Conway	21	5
Cushing	48	37
Denver	51	35
Houston	70	53
Mont Belvieu	67	49
Sarnia	41	27
Williston	36	14

Precipitation Map



This report has been prepared by PFL Petroleum Limited personnel for your information only and the views expressed are intended to provide market commentary and are not recommendations. This report is not an offer to sell or a solicitation of any offer to buy any security. The information contained herein has been compiled by PFL from sources believed to be reliable, but no representation or warranty, express or implied, is made by PFL Petroleum Limited, its affiliates or any other person as to its accuracy, completeness or correctness. Copyright 2017 PFL Petroleum Limited. All Rights Reserved