



# MARKET DAILY

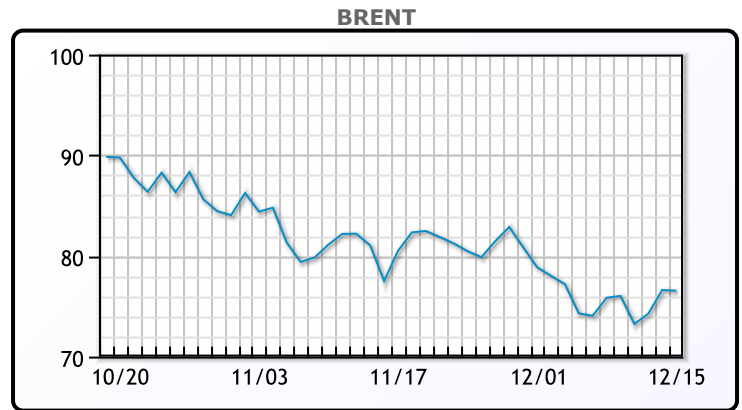
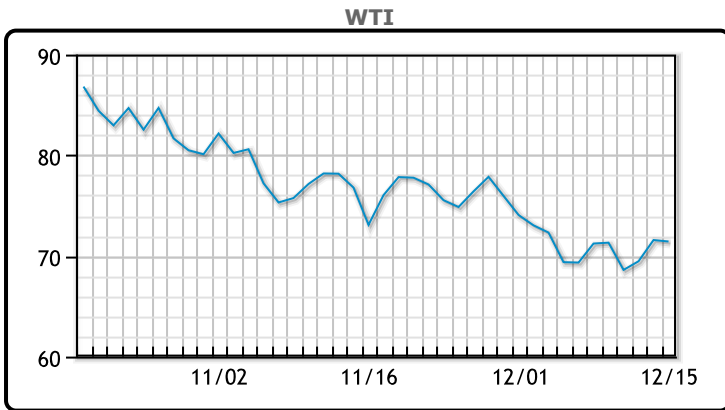
<https://www.pflpetroleum.com>  
 1865 Veterans Park Dr. Suite 303  
 Naples, Florida 34109  
 Phone: 239-390-2885  
 Fax: 239-949-0611  
 Dec 15, 2023 10:49 PM

Major Energy Futures		
	Settle	Change
Brent	76.55	-0.06
Gas Oil	763.75	19.75
Natural Gas	2.491	0.057
RBOB	213.7	9.39
ULSD	262.08	4.32
WTI	71.43	-0.15

**Market Commentary**

Oil prices closed at a small loss for the day in a choppy session. "What started the sell off was the sharp drop in the New York manufacturing numbers," said Phil Flynn, analyst at Price Futures Group. "This market seems a little more sensitive to every new headline," Flynn added. "They're still not sure we've found the bottom to this market." On Thursday Federal Reserve Chairman Jerome Powell said interest rate hikes intended to curb inflation were likely at an end, but left open the possibility for further increases. The dollar fell to a four-month low on Thursday after the U.S. central bank after Powell's comments, seeing signs lower borrowing costs are coming in 2024. The dollar index was broadly steady on Friday. WTI traded down \$.15 or -.21% to close at \$71.43. Brent traded down .06 or -.08% to close at \$76.55

## Crude & Product Markets

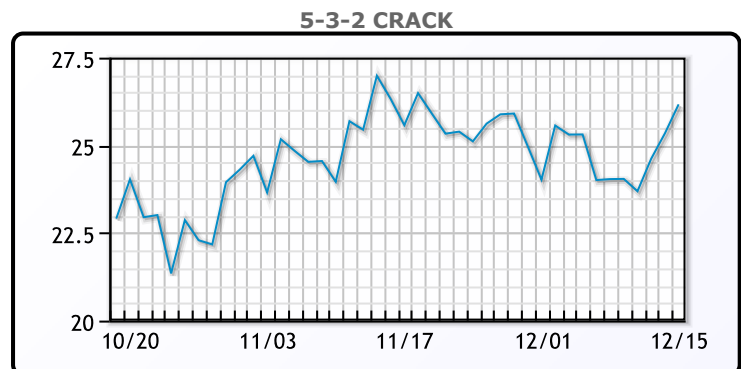
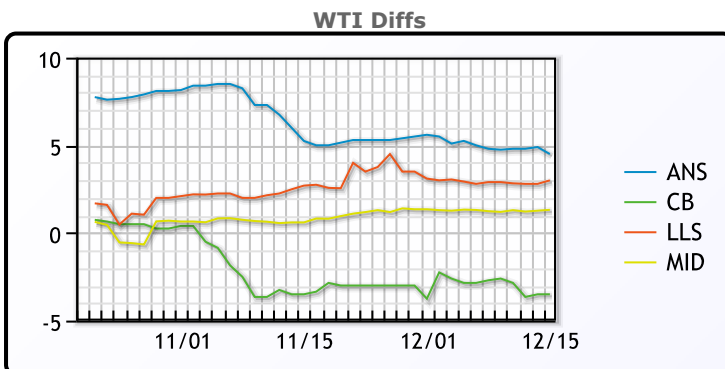


**CRUDE**

	Last	Week Ago	Month Ago
ANS	75.93	76.03	81.66
BLS	67.93	68.53	73.81
LLS	74.43	74.13	79.23
Mid	72.75	72.47	77.47
WTI	71.43	71.23	76.66

**PRODUCTS**

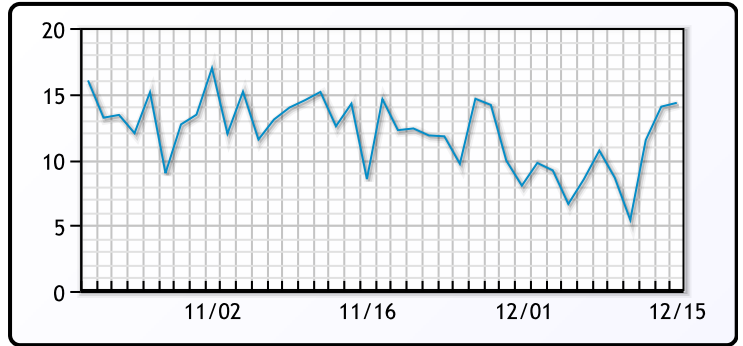
	Last	Week Ago	Month Ago
Gulf RBOB	1.977	1.8373	1.9943
Gulf ULSD	2.3933	2.236	2.6387
NYH RBOB	2.131	2.0633	2.2543
NYH ULSD	2.6008	2.6065	2.9237
USGC 3%	68.89	67.55	69.09



**3-2-1 Crack**



**Gulf 3-2-1 Crack**



**NGLs**

**MB**

	Last	Week Ago	Month Ago
Butane	98.9	104.1	85.3
IsoButane	106.5	117.3	111.3
Natural Gasoline	142.9	141.3	146.8
Propane	64.3	69.1	63

**CONWAY**

	Last	Week Ago	Month Ago
Butane	103	114	96.8
IsoButane	133	140	127.3
Natural Gasoline	142.9	141	150.5
Propane	61.4	65.5	61.5

**MB NON**

	Last	Week Ago	Month Ago
Butane	103	108.5	88.3
IsoButane	106.5	117.3	111.3
Natural Gasoline	142.9	141.3	146.8
Propane	66.3	69.9	62.9

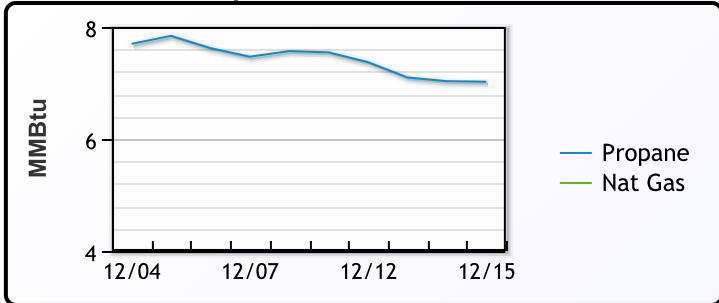
**EDMONTON**

	Last	Week Ago	Month Ago
Propane	43.4	48.5	50.5

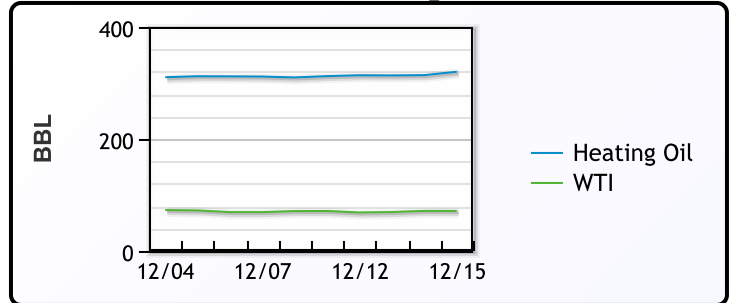
**SARNIA**

	Last	Week Ago	Month Ago
Propane	86	90	83

**Propane MT.B Tet vs Nat Gas**



**WTI vs Heating Oil**



**FX**

	Last	Change
CAD	1.338	-0.0027
DXY	102.55	0.594
Gold	2019.62	-16.74

**RATES**

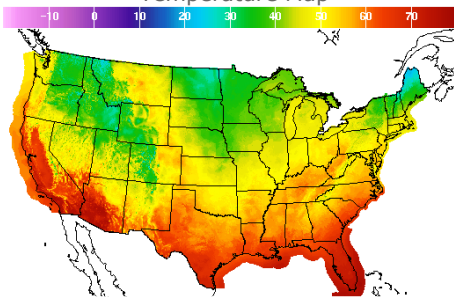
	Last	Change
US 2yr	4.4428	0.0546
US 10yr	3.911	-0.0098
CAN 10yr	3.12	-0.033

**EQUITIES**

	Last	Change
Nasdaq	14813.92	52.36
TSX	1238.508	-15.185
S&P 500	4719.19	-0.36

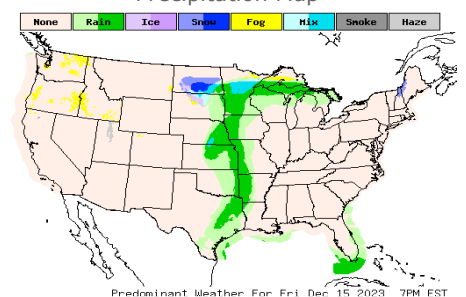
**Weather Data**

**Temperature Map**



City	HIGH °F	LOW °F
Calgary	32	15
Conway	29	22
Cushing	52	44
Denver	46	33
Houston	66	58
Mont Belvieu	67	54
Sarnia	50	35
Williston	28	16

**Precipitation Map**



This report has been prepared by PFL Petroleum Limited personnel for your information only and the views expressed are intended to provide market commentary and are not recommendations. This report is not an offer to sell or a solicitation of any offer to buy any security. The information contained herein has been compiled by PFL from sources believed to be reliable, but no representation or warranty, express or implied, is made by PFL Petroleum Limited, its affiliates or any other person as to its accuracy, completeness or correctness. Copyright 2017 PFL Petroleum Limited. All Rights Reserved