



# MARKET DAILY

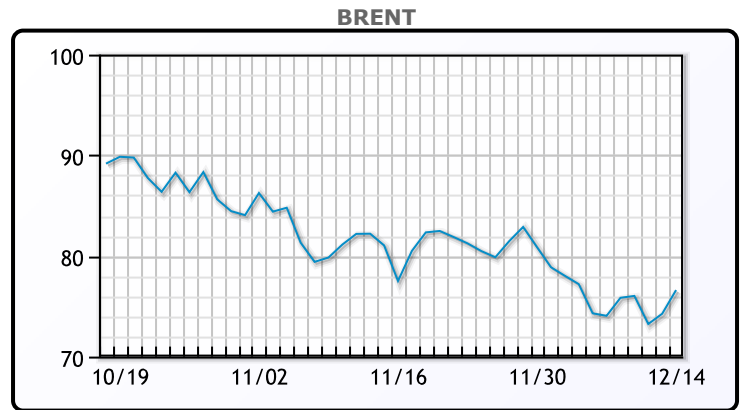
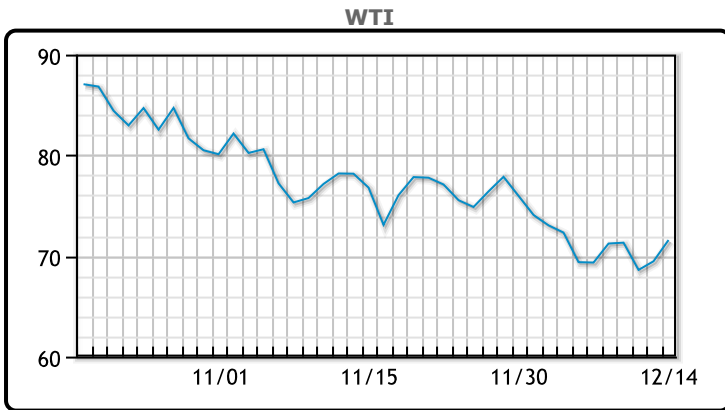
<https://www.pflpetroleum.com>  
 1865 Veterans Park Dr. Suite 303  
 Naples, Florida 34109  
 Phone: 239-390-2885  
 Fax: 239-949-0611  
 Dec 14, 2023 6:06 PM

Major Energy Futures		
	Settle	Change
Brent	76.61	2.35
Gas Oil	752	8.5
Natural Gas	2.392	0.057
RBOB	211.88	9.39
ULSD	259.13	4.32
WTI	71.58	2.11

**Market Commentary**

Oil prices rose today extending gains from yesterday's session boosted today by a weaker dollar and bullish IEA oil demand forecasts. The market has turned around after dropping to hit its lowest in nearly six months during Wednesday's session. The International Energy Agency forecasted world oil consumption will rise by 1.1MM/bpd in 2024, up 130K/bpd from its previous forecast. "Obviously the mood for oil has changed dramatically. One of the major catalysts for shaking volatility out of market was the Federal Reserve," said Phil Flynn, an analyst at Price Futures Group. WTI traded up \$2.11 or 3% to close at \$71.58. Brent traded up \$2.35 or 3.2% to close at \$76.61.

## Crude & Product Markets

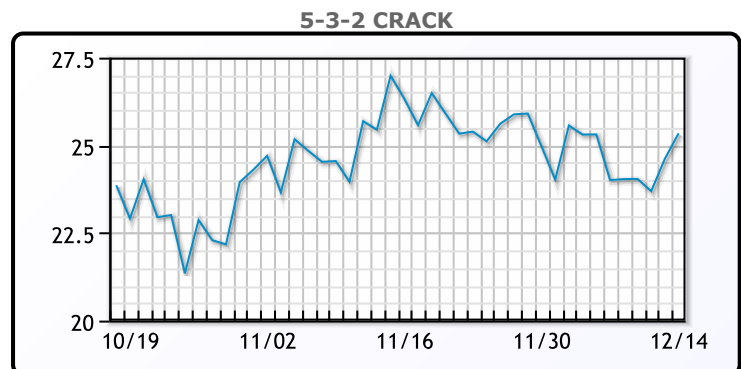
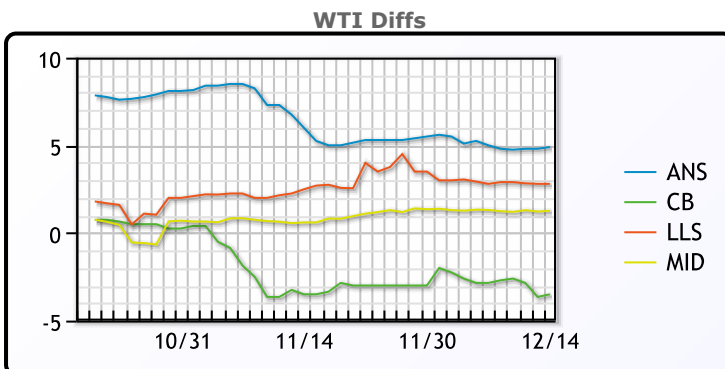


**CRUDE**

	Last	Week Ago	Month Ago
ANS	76.48	74.34	83.26
BLS	68.08	66.49	74.91
LLS	74.38	74.13	81.01
Mid	72.85	72.47	79.08
WTI	71.58	69.34	78.26

**PRODUCTS**

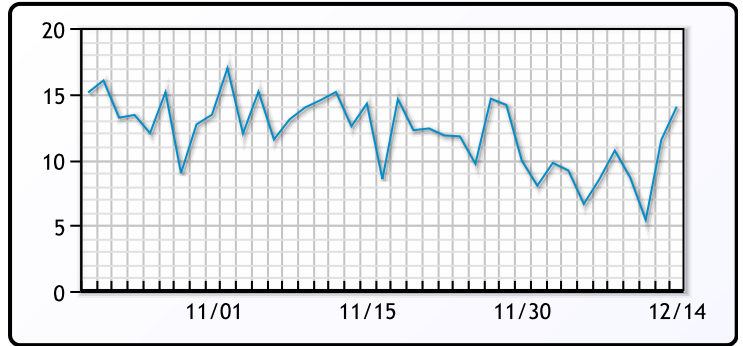
	Last	Week Ago	Month Ago
Gulf RBOB	1.9213	1.8373	2.0128
Gulf ULSD	2.3423	2.236	2.6381
NYH RBOB	2.1188	2.0633	2.2778
NYH ULSD	2.5688	2.6065	2.9121
USGC 3%	66.53	67.55	70.74



**3-2-1 Crack**



**Gulf 3-2-1 Crack**



**NGLs**

**MB**

	Last	Week Ago	Month Ago
Butane	99.5	105.25	83.25
IsoButane	105.5	115.25	113
Natural Gasoline	141.8	137.4	149.5
Propane	64.375	69.25	62.75

**CONWAY**

	Last	Week Ago	Month Ago
Butane	105	113	94.5
IsoButane	133	140	127
Natural Gasoline	141.5	138.5	154
Propane	61.75	66	61.5

**MB NON**

	Last	Week Ago	Month Ago
Butane	102.5	108.25	86.25
IsoButane	105.5	115.25	113
Natural Gasoline	140.75	137.5	149.5
Propane	66.1	69.5	62.8

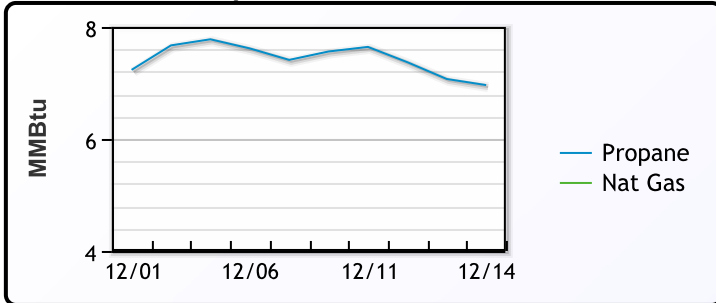
**EDMONTON**

	Last	Week Ago	Month Ago
Propane	44.8	48.8	49.4

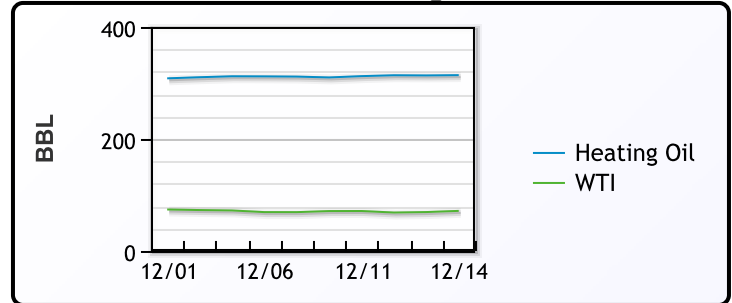
**SARNIA**

	Last	Week Ago	Month Ago
Propane	86	90	83

**Propane MT.B Tet vs Nat Gas**



**WTI vs Heating Oil**



**FX**

	Last	Change
CAD	1.3413	0.0006
DXY	101.961	-0.908
Gold	2036.35	-0.01

**RATES**

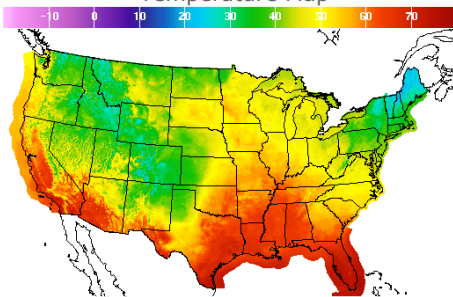
	Last	Change
US 2yr	4.3882	-0.0383
US 10yr	3.9208	-0.0956
CAN 10yr	3.153	-0.093

**EQUITIES**

	Last	Change
Nasdaq	14761.56	27.6
TSX	1253.693	8.111
S&P 500	4719.55	12.46

**Weather Data**

**Temperature Map**



City	HIGH °F	LOW °F
Calgary	34	20
Conway	39	30
Cushing	56	40
Denver	36	31
Houston	67	55
Mont Belvieu	65	52
Sarnia	43	29
Williston	35	22

**Precipitation Map**

