



MARKET DAILY

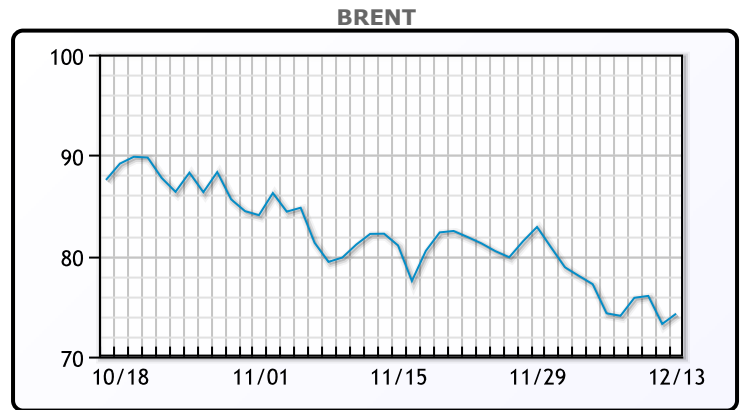
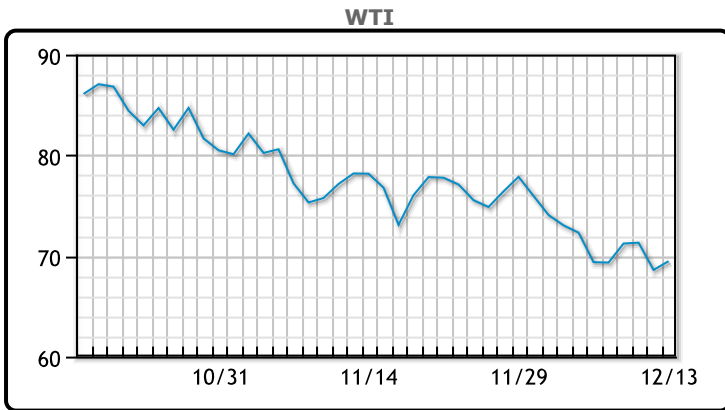
<https://www.pflpetroleum.com>
 1865 Veterans Park Dr. Suite 303
 Naples, Florida 34109
 Phone: 239-390-2885
 Fax: 239-949-0611
 Dec 13, 2023 10:41 PM

Major Energy Futures		
	Settle	Change
Brent	74.26	1.02
Gas Oil	732.25	8.5
Natural Gas	2.335	0.024
RBOB	202.49	4.52
ULSD	254.81	4.07
WTI	69.47	0.86

Market Commentary

Oil prices edged up today from five month lows in yesterday's session on a bigger than expected crude draw. Commercial crude inventories decreased by 4.3MM/bbls while gasoline inventories increased by 400K/bbls and distillate inventories increased by 1.5MM/bbls. "This (EIA) report is definitely more supportive than the (API) report that we saw yesterday," said Phil Flynn, an analyst at Price Futures Group, referring to the "larger than expected drawdown in crude oil supplies" in the EIA report. The Federal Reserve statement today indicated that it would hold interest rates steady and start reducing borrowing costs in 2024. WTI traded up \$.86 or 1.3% to close at \$69.47. Brent traded up 1.02 or 1.4 to close at \$74.26.

Crude & Product Markets

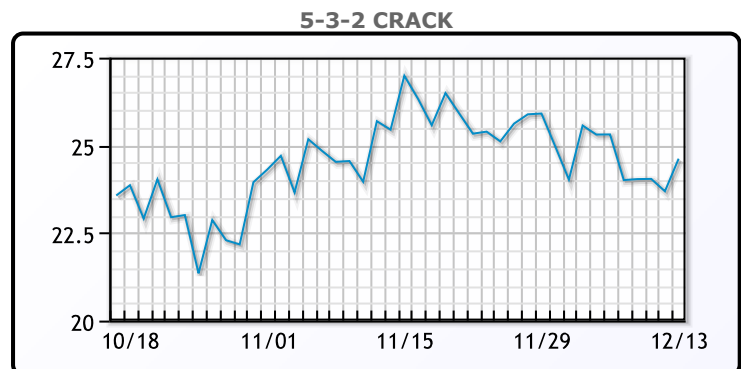
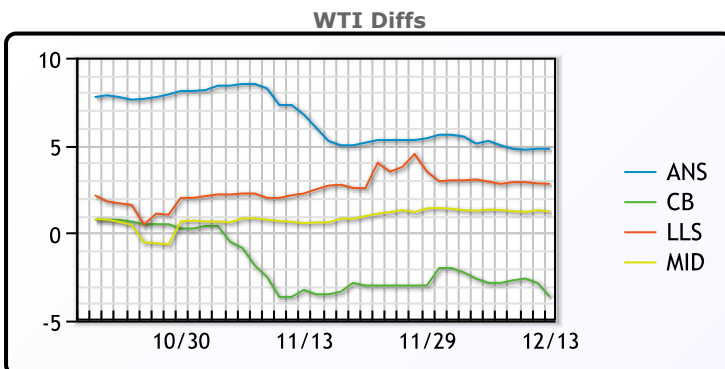


CRUDE

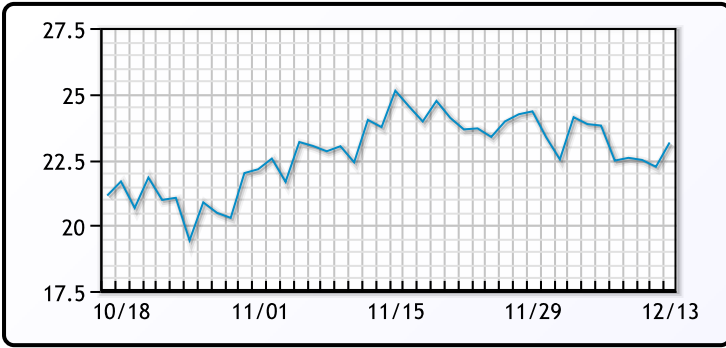
	Last	Week Ago	Month Ago
ANS	74.27	74.63	83.51
BLS	65.82	66.53	74.76
LLS	72.27	74.13	80.96
Mid	70.69	72.47	78.86
WTI	69.47	69.38	78.26

PRODUCTS

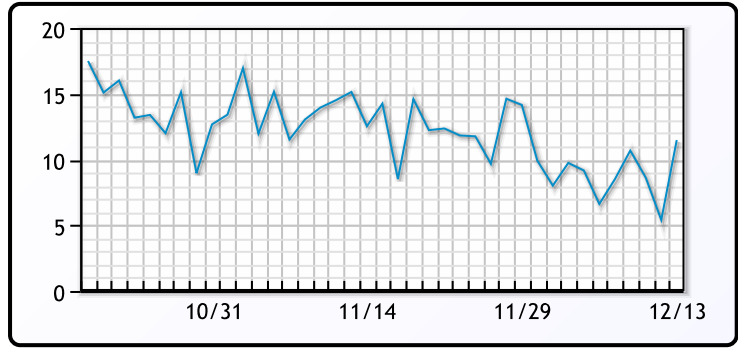
	Last	Week Ago	Month Ago
Gulf RBOB	1.8124	1.8373	2.0559
Gulf ULSD	2.3181	2.236	2.6708
NYH RBOB	2.0199	2.0633	2.2974
NYH ULSD	2.5306	2.6065	2.9143
USGC 3%	66.53	67.55	70.74



3-2-1 Crack



Gulf 3-2-1 Crack



NGLs

MB

	Last	Week Ago	Month Ago
Butane	97.9	97.6	82.5
IsoButane	104.8	115	112.5
Natural Gasoline	137.8	139	148.8
Propane	64.4	68.4	63.3

CONWAY

	Last	Week Ago	Month Ago
Butane	105.1	108.4	93
IsoButane	130	140	127
Natural Gasoline	138.4	140.5	152
Propane	61	64.5	61.6

MB NON

	Last	Week Ago	Month Ago
Butane	102	101.8	85.5
IsoButane	104.8	115	112.5
Natural Gasoline	137.8	139	148.8
Propane	65.5	68.6	63.1

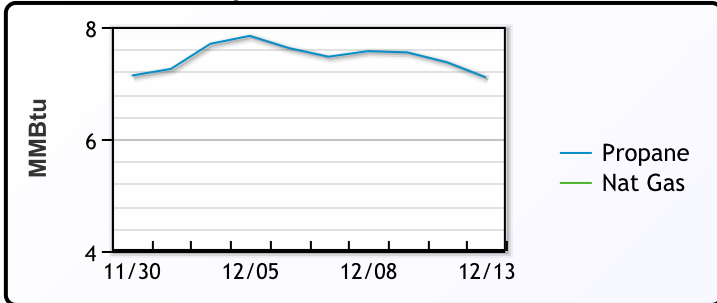
EDMONTON

	Last	Week Ago	Month Ago
Propane	44	48.5	49.6

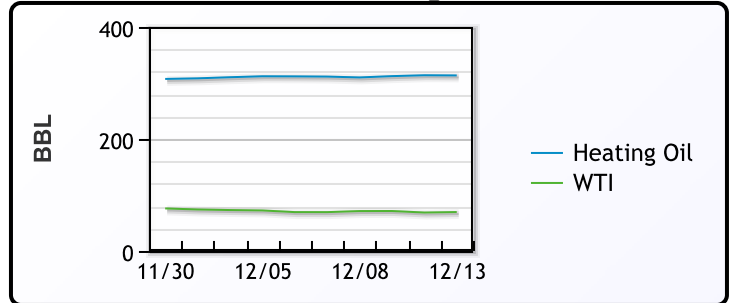
SARNIA

	Last	Week Ago	Month Ago
Propane	90.5	92	83

Propane MT.B Tet vs Nat Gas



WTI vs Heating Oil



FX

	Last	Change
CAD	1.3458	-0.006
DXY	102.498	-0.371
Gold	2032.71	4.97

RATES

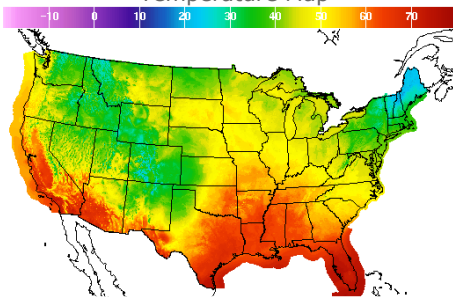
	Last	Change
US 2yr	4.3347	-0.0918
US 10yr	3.9676	-0.0488
CAN 10yr	3.246	-0.157

EQUITIES

	Last	Change
Nasdaq	14733.96	200.56
TSX	1245.582	21.537
S&P 500	4707.09	63.39

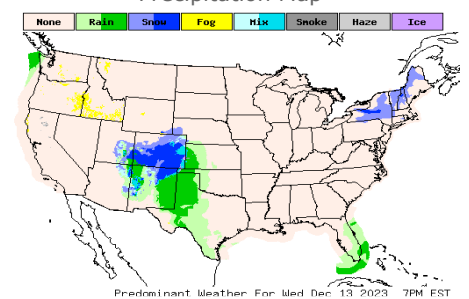
Weather Data

Temperature Map



City	HIGH °F	LOW °F
Calgary	35	19
Conway	35	10
Cushing	58	45
Denver	38	30
Houston	64	53
Mont Belvieu	62	48
Sarnia	35	27
Williston	37	17

Precipitation Map



This report has been prepared by PFL Petroleum Limited personnel for your information only and the views expressed are intended to provide market commentary and are not recommendations. This report is not an offer to sell or a solicitation of any offer to buy any security. The information contained herein has been compiled by PFL from sources believed to be reliable, but no representation or warranty, express or implied, is made by PFL Petroleum Limited, its affiliates or any other person as to its accuracy, completeness or correctness. Copyright 2017 PFL Petroleum Limited. All Rights Reserved