



MARKET DAILY

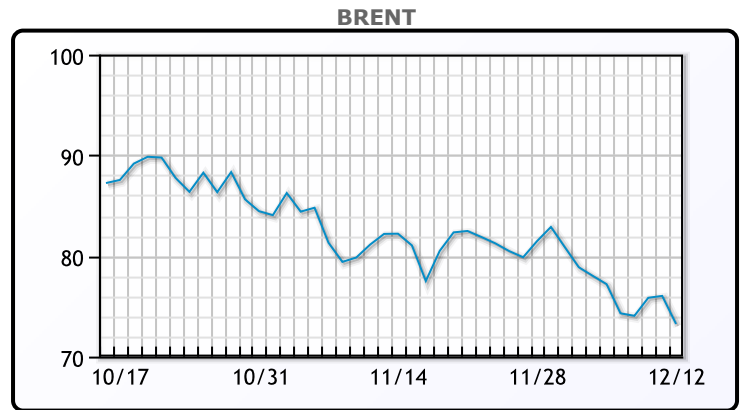
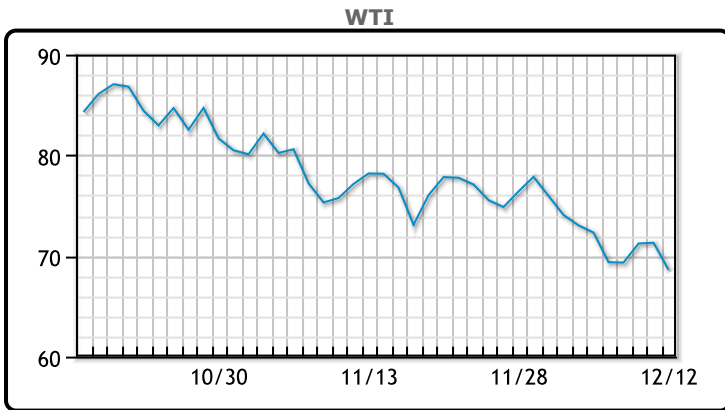
<https://www.pflpetroleum.com>
 1865 Veterans Park Dr. Suite 303
 Naples, Florida 34109
 Phone: 239-390-2885
 Fax: 239-949-0611
 Dec 12, 2023 6:36 PM

Major Energy Futures		
	Settle	Change
Brent	73.24	-2.79
Gas Oil	723.75	0.25
Natural Gas	2.311	-0.12
RBOB	197.97	-6.34
ULSD	250.74	-10.13
WTI	68.61	-2.71

Market Commentary

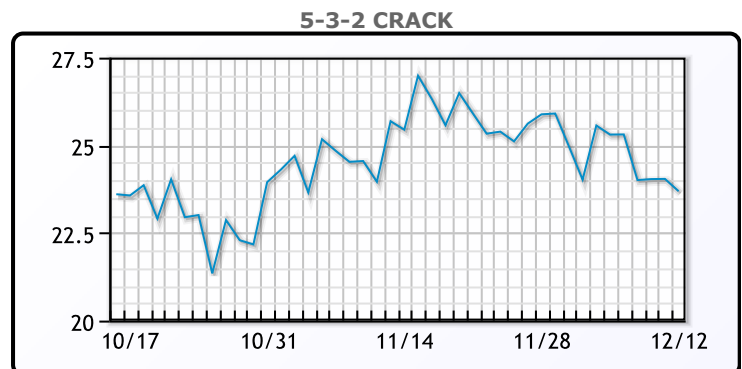
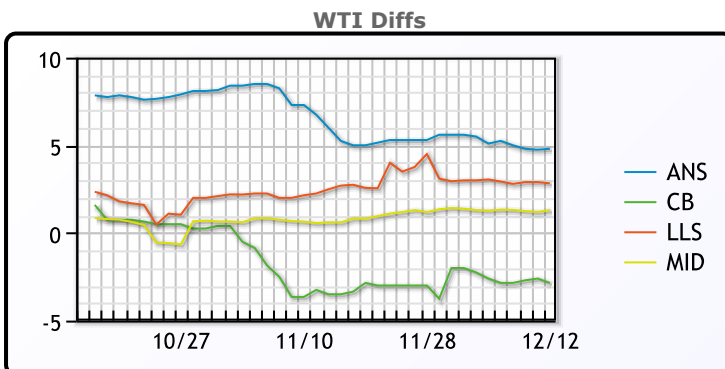
Oil prices fell today trading down more than 3% on softening demand. In the U.S., the consumer price index unexpectedly rose in November, further bolstering the view the Federal Reserve was unlikely to cut interest rates early next year. Higher rates for longer could slow economic growth and speaks to a softening oil demand picture, said John Kilduff, partner with Again Capital LLC. Global oil demand growth is expected to slow in 2024 with OPEC and the International Energy Agency split on the extent. OPEC and the IEA both update their forecasts this week. "Negative sentiment towards the oil complex is still overpowering at the moment," Kpler analyst Matt Smith said. WTI traded down \$2.71 or -3.8% to close at \$68.61. Brent traded down \$2.79 or 3.7% to close at \$73.24.

Crude & Product Markets



CRUDE			
	Last	Week Ago	Month Ago
ANS	73.41	77.42	83.17
BLS	65.76	69.72	73.67
LLS	71.44	72.14	79.66
Mid	69.91	70.65	77.77
WTI	68.61	72.32	77.17

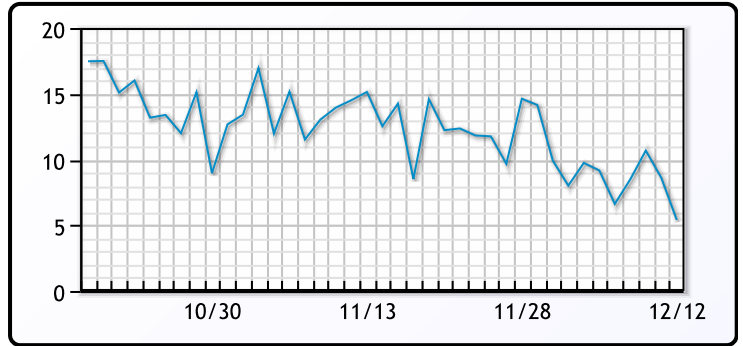
PRODUCTS			
	Last	Week Ago	Month Ago
Gulf RBOB	1.7422	1.7862	2.012
Gulf ULSD	2.2249	2.2642	2.5761
NYH RBOB	1.9897	2.0277	2.234
NYH ULSD	2.4909	2.58795	2.8181
USGC 3%	65.27	62.63	69.56



3-2-1 Crack



Gulf 3-2-1 Crack



NGLs

MB

	Last	Week Ago	Month Ago
Butane	101	95.75	81.25
IsoButane	107	116.75	110
Natural Gasoline	135.1	144.3	147.1
Propane	64.75	69.75	62.625

CONWAY

	Last	Week Ago	Month Ago
Butane	106	108.5	91.5
IsoButane	126	140	125.25
Natural Gasoline	136.5	144.5	151.5
Propane	62.125	66.75	61.5

MB NON

	Last	Week Ago	Month Ago
Butane	104	98.75	84.25
IsoButane	107	116.75	110
Natural Gasoline	135.25	144	147.25
Propane	65.3	70.3	62.8

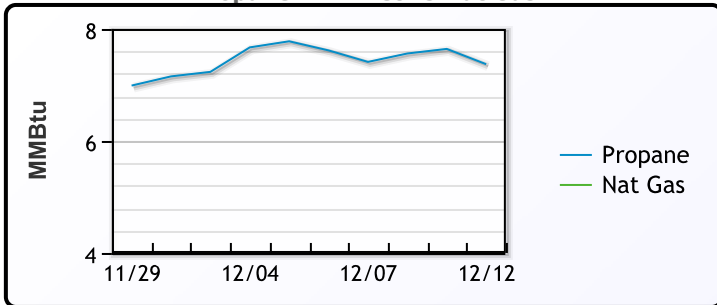
EDMONTON

	Last	Week Ago	Month Ago
Propane	44.8	50.8	49.3

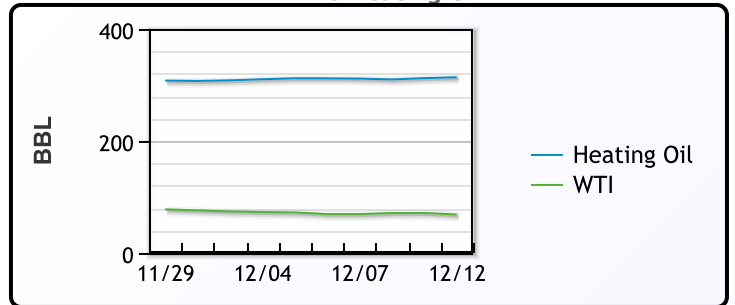
SARNIA

	Last	Week Ago	Month Ago
Propane	92	88	83

Propane MT.B Tet vs Nat Gas



WTI vs Heating Oil



FX

	Last	Change
CAD	1.3586	-0.0005
DXY	103.865	-0.23
Gold	1981.9	2.36

RATES

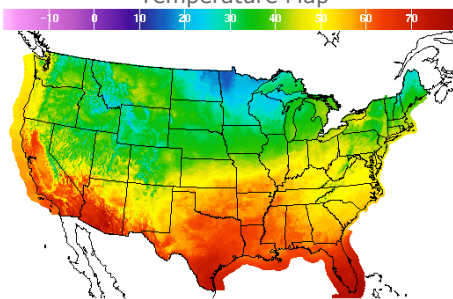
	Last	Change
US 2yr	4.7308	0.0228
US 10yr	4.2006	-0.0327
CAN 10yr	3.403	-0.014

EQUITIES

	Last	Change
Nasdaq	14533.4	100.91
TSX	1224.045	-3.538
S&P 500	4643.7	21.26

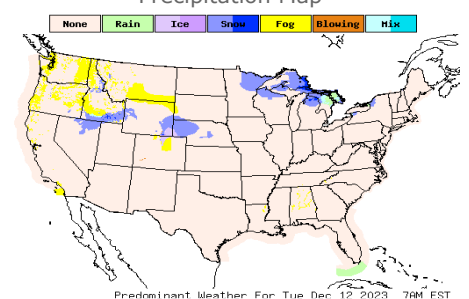
Weather Data

Temperature Map



City	HIGH °F	LOW °F
Calgary	35	16
Conway	18	9
Cushing	56	42
Denver	35	31
Houston	64	51
Mont Belvieu	63	46
Sarnia	40	29
Williston	27	10

Precipitation Map



This report has been prepared by PFL Petroleum Limited personnel for your information only and the views expressed are intended to provide market commentary and are not recommendations. This report is not an offer to sell or a solicitation of any offer to buy any security. The information contained herein has been compiled by PFL from sources believed to be reliable, but no representation or warranty, express or implied, is made by PFL Petroleum Limited, its affiliates or any other person as to its accuracy, completeness or correctness. Copyright 2017 PFL Petroleum Limited. All Rights Reserved