



MARKET DAILY

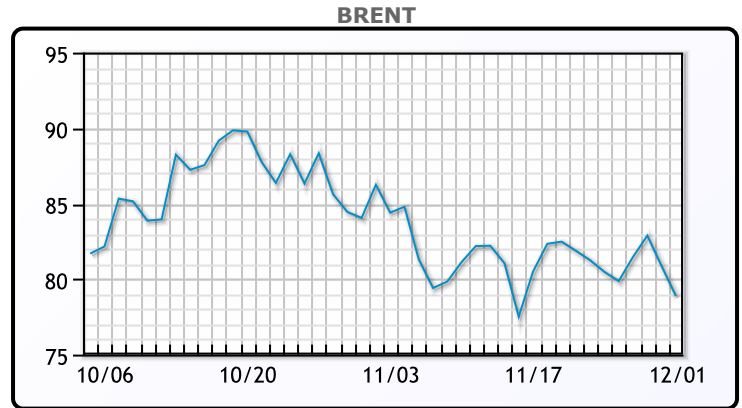
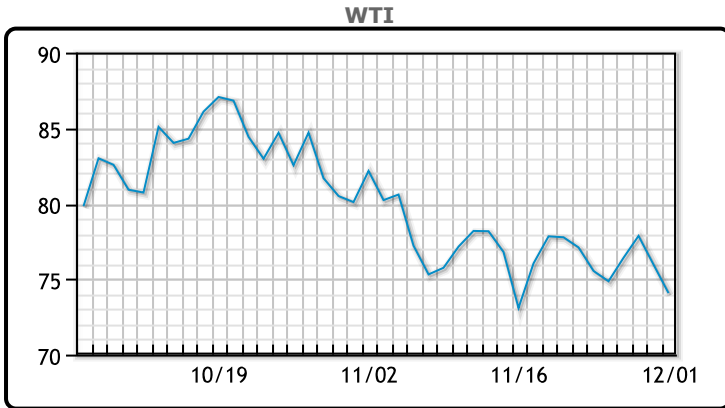
<https://www.pflpetroleum.com>
 1865 Veterans Park Dr. Suite 303
 Naples, Florida 34109
 Phone: 239-390-2885
 Fax: 239-949-0611
 Dec 1, 2023 7:47 PM

Major Energy Futures		
	Settle	Change
Brent	78.88	-1.98
Gas Oil	806.5	-19
Natural Gas	2.814	-0.002
RBOB	212.11	-7.15
ULSD	266.15	-5.45
WTI	74.07	-1.89

Market Commentary

Oil prices fell more than 2% today closing out a volatile week down about 2% WoW. OPEC+ announced additional production cuts yesterday, but the market has received this cut with skepticism. "(It) seems traders either aren't buying that members will be compliant or don't view it as being sufficient," Erlam added. In the United States, Federal Reserve Chair Jerome Powell said on Friday that the central bank would move "carefully" on interest rates as risks of "under- and over-tightening are becoming balanced." WTI traded down \$1.89 or -2.49% to close at \$74.07. Brent traded down \$1.98 or -2.45% to close at \$78.88.

Crude & Product Markets

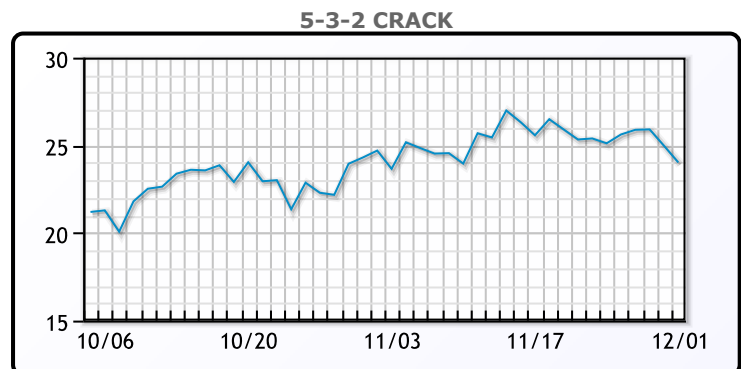
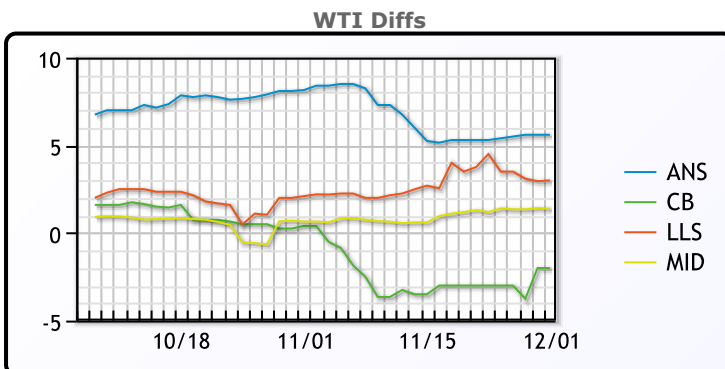


CRUDE

	Last	Week Ago	Month Ago
ANS	79.67	82.05	88.84
BLS	72.07	73.75	79.94
LLS	77.07	81.25	82.63
Mid	75.45	77.94	81.05
WTI	74.07	76.75	80.44

PRODUCTS

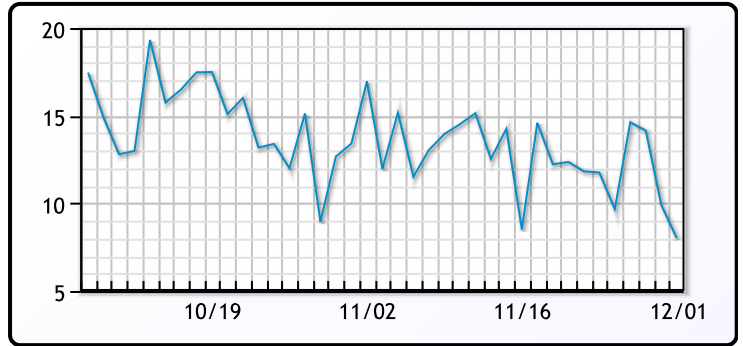
	Last	Week Ago	Month Ago
Gulf RBOB	1.9086	2.0383	2.0205
Gulf ULSD	2.414	2.5369	2.8825
NYH RBOB	2.1521	2.2924	2.1905
NYH ULSD	2.7425	2.9566	3.0585
USGC 3%	66.85	68.11	73.85



3-2-1 Crack



Gulf 3-2-1 Crack



NGLs

MB

	Last	Week Ago	Month Ago
Butane	96	83.1	83
IsoButane	115.1	117.3	111.4
Natural Gasoline	145.4	147	149
Propane	70.5	64.4	66.1

CONWAY

	Last	Week Ago	Month Ago
Butane	109.1	97.4	91.3
IsoButane	140	130	124
Natural Gasoline	148	150	156
Propane	67.5	62.5	64.1

MB NON

	Last	Week Ago	Month Ago
Butane	100.1	87.3	83
IsoButane	115.1	117.3	111.4
Natural Gasoline	145.4	147	149
Propane	72.5	64.3	66.1

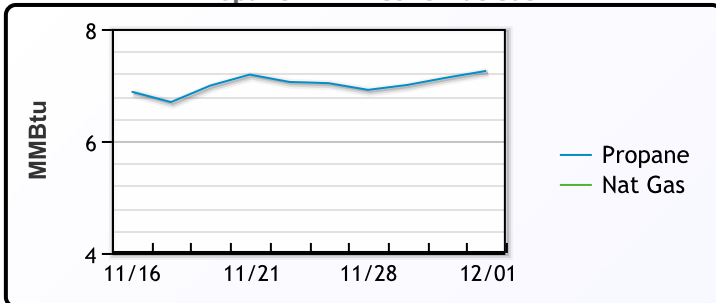
EDMONTON

	Last	Week Ago	Month Ago
Propane	50	49.3	51.1

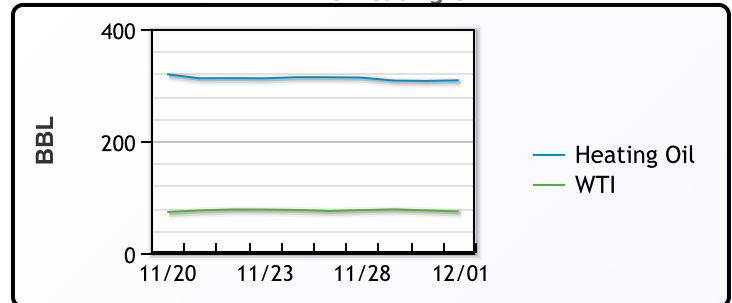
SARNIA

	Last	Week Ago	Month Ago
Propane	88	84.5	84

Propane MT.B Tet vs Nat Gas



WTI vs Heating Oil



FX

	Last	Change
CAD	1.3497	-0.0064
DXY	103.268	-0.229
Gold	2072.22	35.81

RATES

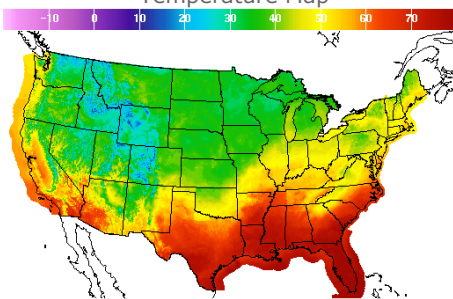
	Last	Change
US 2yr	4.5384	-0.1418
US 10yr	4.1956	-0.1308
CAN 10yr	3.42	-0.134

EQUITIES

	Last	Change
Nasdaq	14305.03	78.81
TSX	1231.415	11.873
S&P 500	4594.63	26.83

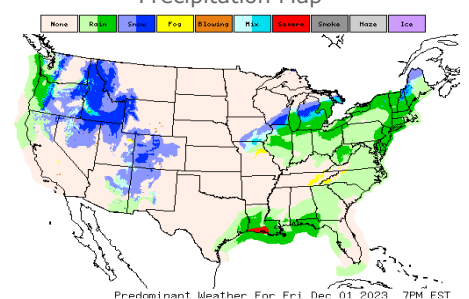
Weather Data

Temperature Map



City	HIGH °F	LOW °F
Calgary	28	18
Conway	32	20
Cushing	51	37
Denver	37	27
Houston	68	63
Mont Belvieu	71	63
Sarnia	41	38
Williston	35	21

Precipitation Map



This report has been prepared by PFL Petroleum Limited personnel for your information only and the views expressed are intended to provide market commentary and are not recommendations. This report is not an offer to sell or a solicitation of any offer to buy any security. The information contained herein has been compiled by PFL from sources believed to be reliable, but no representation or warranty, express or implied, is made by PFL Petroleum Limited, its affiliates or any other person as to its accuracy, completeness or correctness. Copyright 2017 PFL Petroleum Limited. All Rights Reserved