



MARKET DAILY

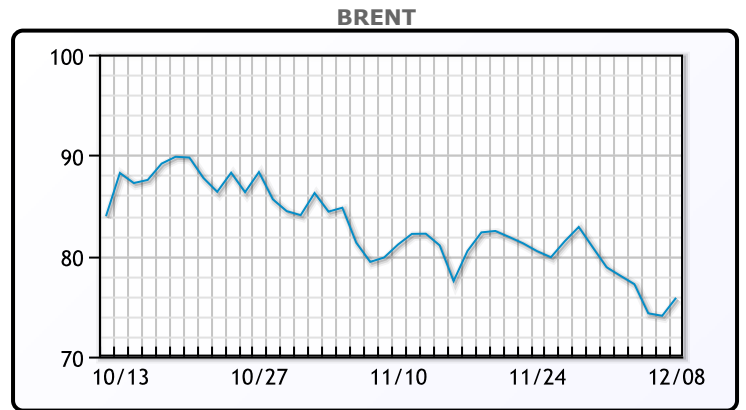
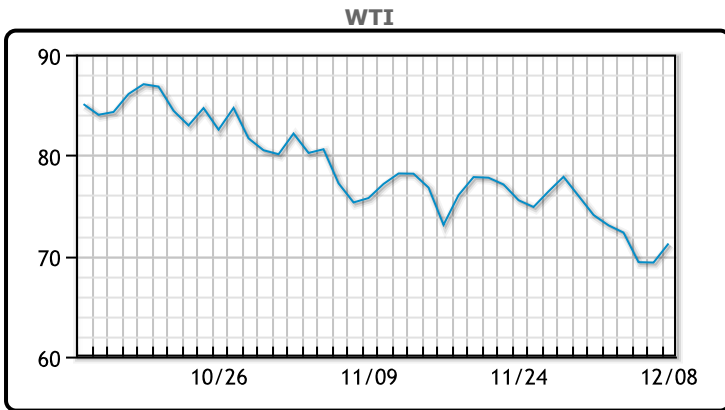
<https://www.pflpetroleum.com>
 1865 Veterans Park Dr. Suite 303
 Naples, Florida 34109
 Phone: 239-390-2885
 Fax: 239-949-0611
 Dec 11, 2023 6:57 PM

Major Energy Futures		
	Settle	Change
Brent	76.03	0.19
Gas Oil	774	-0.25
Natural Gas	2.581	0.016
RBOB	204.98	-2.9
ULSD	258.1	-2.7
WTI	71.32	0.09

Market Commentary

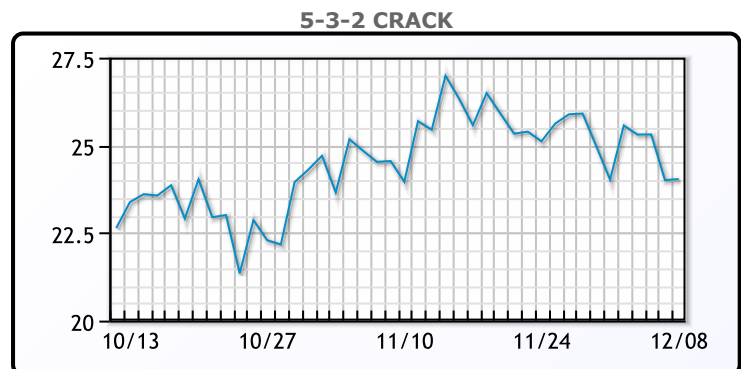
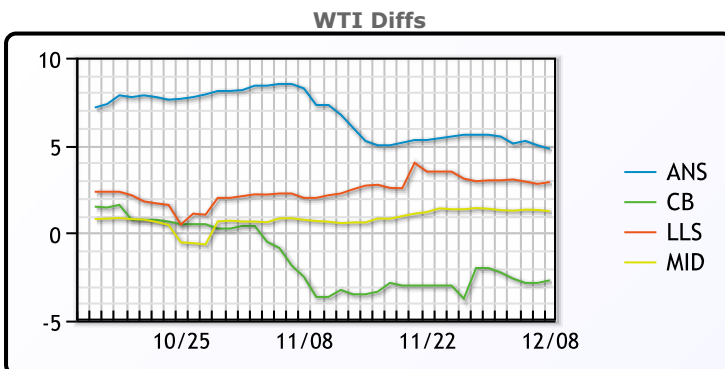
Oil prices were higher today coming off of last weeks lows as the market analyses OPEC production cuts. "Members participating in the output curtailments are not only seeing reduced revenue from smaller volumes but also from the price plunge that developed subsequent to the last OPEC+ decision," said Jim Ritterbusch, president of Ritterbusch and Associates LLC in Galena, Illinois. With cuts not implemented until next month, oil faces a volatile two months before clarity from any quantifiable compliance data, the analysts said. This week, investors are watching for guidance on interest rate policies from meetings at five central banks, including the U.S. Federal Reserve, as well as U.S. inflation data to assess the potential impact on the global economy and oil demand. WTI traded up \$.09 or .1% to close at \$71.32. Brent traded up \$.19 or .3% to close at \$76.03.

Crude & Product Markets



CRUDE	Last	Week Ago	Month Ago
ANS	76.03	79.67	82.63
BLS	68.53	72.07	71.68
LLS	74.13	77.07	77.48
Mid	72.47	75.45	75.97
WTI	71.23	74.07	75.33

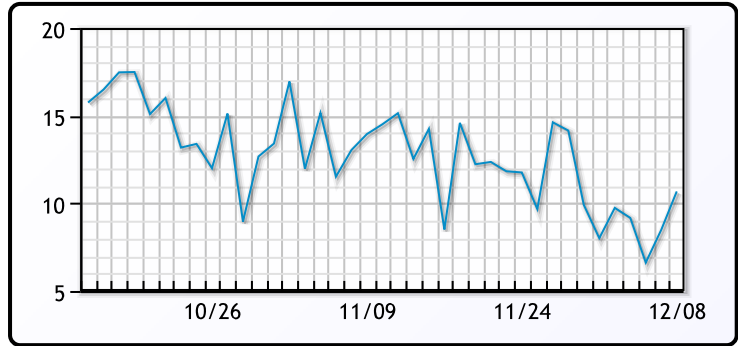
PRODUCTS	Last	Week Ago	Month Ago
Gulf RBOB	1.8373	1.9086	1.9585
Gulf ULSD	2.236	2.414	2.5902
NYH RBOB	2.0633	2.1521	2.152
NYH ULSD	2.6065	2.7425	2.8242
USGC 3%	67.55	66.85	68.7



3-2-1 Crack



Gulf 3-2-1 Crack



NGLs

MB

	Last	Week Ago	Month Ago
Butane	104.1	96	79.1
IsoButane	117.3	115.1	109
Natural Gasoline	141.3	145.4	142.5
Propane	69.1	70.5	62

CONWAY

	Last	Week Ago	Month Ago
Butane	114	109.1	91.3
IsoButane	140	140	127
Natural Gasoline	141	148	144
Propane	65.5	67.5	60.4

MB NON

	Last	Week Ago	Month Ago
Butane	108.5	100.1	82.1
IsoButane	117.3	115.1	109
Natural Gasoline	141.3	145.4	142.5
Propane	69.9	72.5	61.8

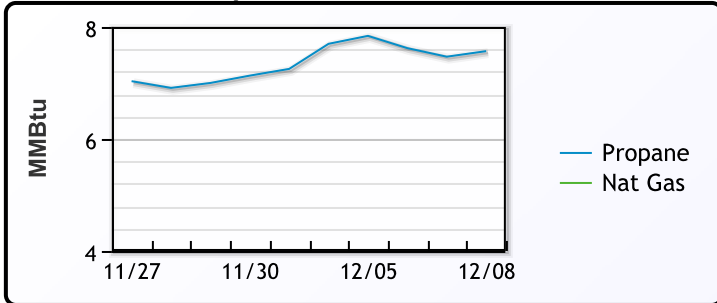
EDMONTON

	Last	Week Ago	Month Ago
Propane	48.5	50	47.4

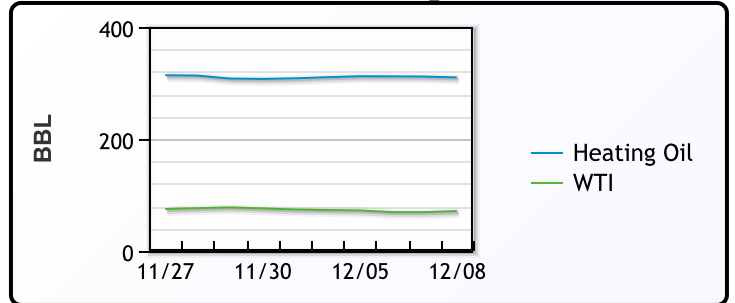
SARNIA

	Last	Week Ago	Month Ago
Propane	90	88	83

Propane MT.B Tet vs Nat Gas



WTI vs Heating Oil



FX

	Last	Change
CAD	1.3583	-0.0016
DXY	104.01	0.469
Gold	2004.67	-23.8

RATES

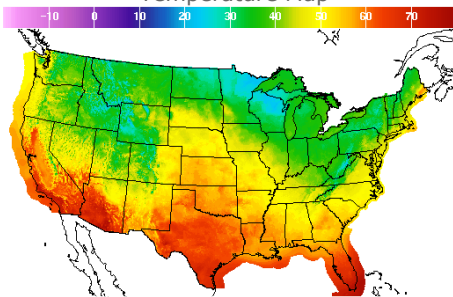
	Last	Change
US 2yr	4.7209	0.1264
US 10yr	4.2256	0.0761
CAN 10yr	3.373	0.07

EQUITIES

	Last	Change
Nasdaq	14403.97	63.98
TSX	1226.063	3.256
S&P 500	4604.37	18.78

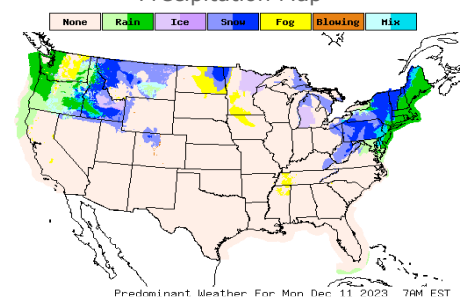
Weather Data

Temperature Map



City	HIGH °F	LOW °F
Calgary	28	13
Conway	28	11
Cushing	52	34
Denver	46	32
Houston	62	48
Mont Belvieu	58	42
Sarnia	34	29
Williston	30	15

Precipitation Map



This report has been prepared by PFL Petroleum Limited personnel for your information only and the views expressed are intended to provide market commentary and are not recommendations. This report is not an offer to sell or a solicitation of any offer to buy any security. The information contained herein has been compiled by PFL from sources believed to be reliable, but no representation or warranty, express or implied, is made by PFL Petroleum Limited, its affiliates or any other person as to its accuracy, completeness or correctness. Copyright 2017 PFL Petroleum Limited. All Rights Reserved