



MARKET DAILY

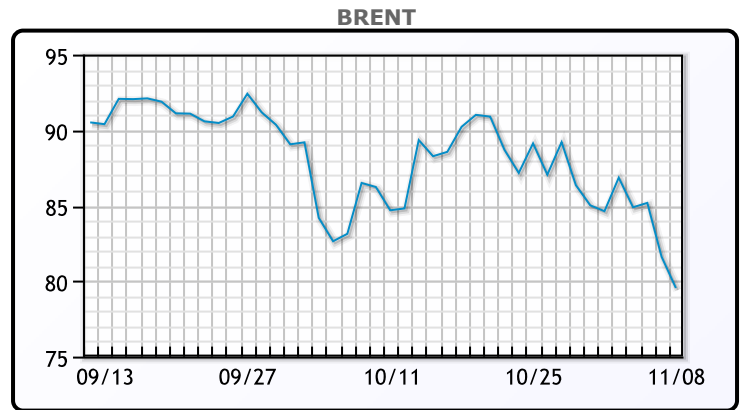
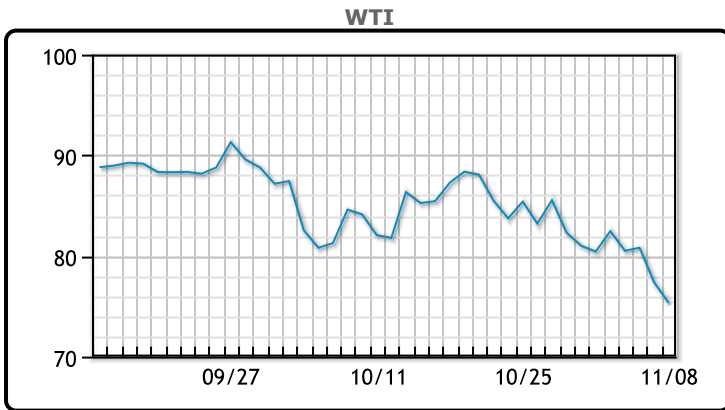
<https://www.pflpetroleum.com>
 1865 Veterans Park Dr. Suite 303
 Naples, Florida 34109
 Phone: 239-390-2885
 Fax: 239-949-0611
 Nov 8, 2023 7:14 PM

Major Energy Futures		
	Settle	Change
Brent	79.54	-2.07
Gas Oil	839	-29.75
Natural Gas	3.106	-0.034
RBOB	212.85	-3.92
ULSD	274.92	-8.92
WTI	75.33	-2.04

Market Commentary

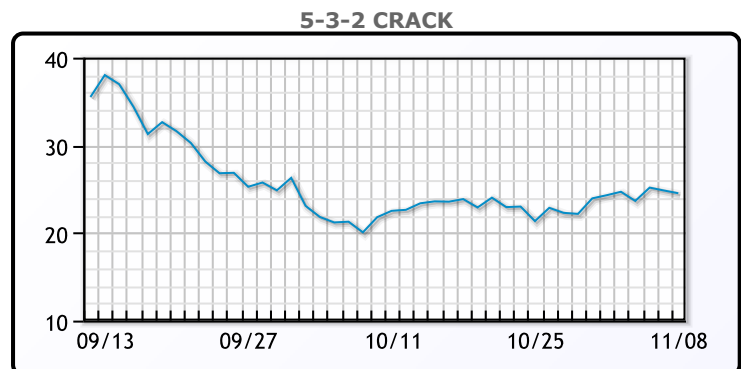
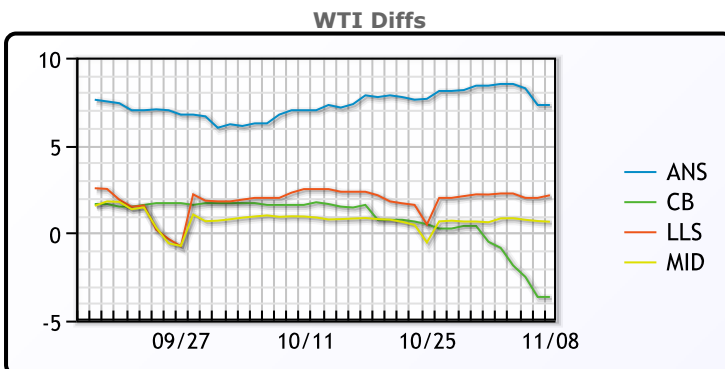
Oil prices traded down further today to its lowest level in 3 months. The EIA report will be delayed until the 15th but according the API crude stocks had a huge build. The EIA said production will rise this year by slightly less than expected but petroleum consumption will fall by 300K/bpd. "The market is clearly less concerned about the potential for Middle Eastern supply disruptions and is instead focused on an easing in the balance," ING analysts Warren Patterson and Ewa Manthey said in a note to clients, referring to crude supply conditions. WTI traded down \$2.04 or -2.6% to close at \$75.33. Brent traded down \$2.07 or -2.5% to close at \$79.54.

Crude & Product Markets



CRUDE			
	Last	Week Ago	Month Ago
ANS	82.63	88.84	89.79
BLS	71.68	79.94	84.39
LLS	77.48	82.76	85.09
Mid	75.97	81.35	83.74
WTI	75.33	80.44	82.79

PRODUCTS			
	Last	Week Ago	Month Ago
Gulf RBOB	1.9585	2.051	2.1422
Gulf ULSD	2.5902	2.8323	2.8563
NYH RBOB	2.152	2.209	2.2182
NYH ULSD	2.8242	3.0063	2.95193
USGC 3%	68.7	74.25	72.71



3-2-1 Crack



Gulf 3-2-1 Crack



NGLs

MB

	Last	Week Ago	Month Ago
Butane	79.1	83	67
IsoButane	109	111.4	89
Natural Gasoline	142.5	149	153.5
Propane	62	66.1	68.3

CONWAY

	Last	Week Ago	Month Ago
Butane	91.3	91.3	80.5
IsoButane	127	124	116
Natural Gasoline	144	156	169
Propane	60.4	64.1	66

MB NON

	Last	Week Ago	Month Ago
Butane	82.1	83	77
IsoButane	109	111.4	89
Natural Gasoline	142.5	149	153.5
Propane	61.8	66.1	68.1

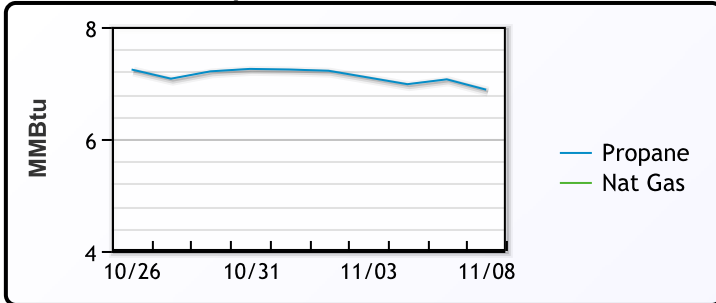
EDMONTON

	Last	Week Ago	Month Ago
Propane	47.4	51.1	49.5

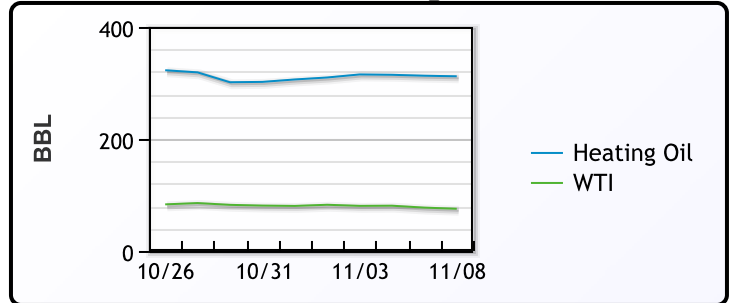
SARNIA

	Last	Week Ago	Month Ago
Propane	83	84	86.5

Propane MT.B Tet vs Nat Gas



WTI vs Heating Oil



FX

	Last	Change
CAD	1.3796	0.0004
DXY	105.593	0.051
Gold	1949.41	-0.79

RATES

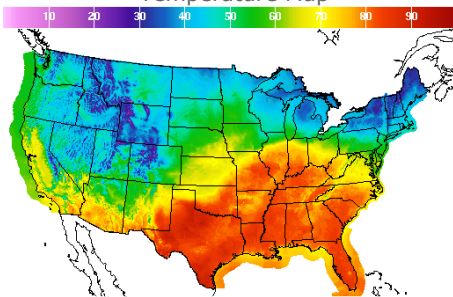
	Last	Change
US 2yr	4.9299	-0.0021
US 10yr	4.4941	0.0016
CAN 10yr	3.704	-0.052

EQUITIES

	Last	Change
Nasdaq	13650.41	10.55
TSX	1176.104	-1.911
S&P 500	4382.78	4.4

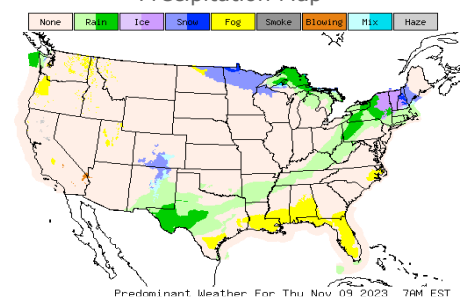
Weather Data

Temperature Map



City	HIGH °F	LOW °F
Calgary	40	30
Conway	39	34
Cushing	79	61
Denver	49	36
Houston	85	69
Mont Belvieu	81	68
Sarnia	44	34
Williston	45	35

Precipitation Map



This report has been prepared by PFL Petroleum Limited personnel for your information only and the views expressed are intended to provide market commentary and are not recommendations. This report is not an offer to sell or a solicitation of any offer to buy any security. The information contained herein has been compiled by PFL from sources believed to be reliable, but no representation or warranty, express or implied, is made by PFL Petroleum Limited, its affiliates or any other person as to its accuracy, completeness or correctness. Copyright 2017 PFL Petroleum Limited. All Rights Reserved