



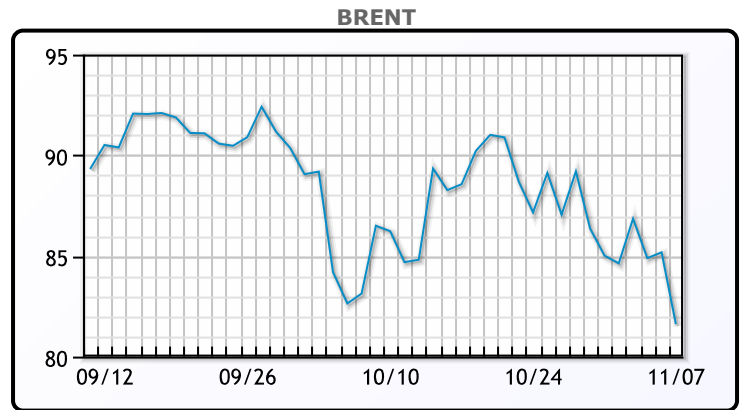
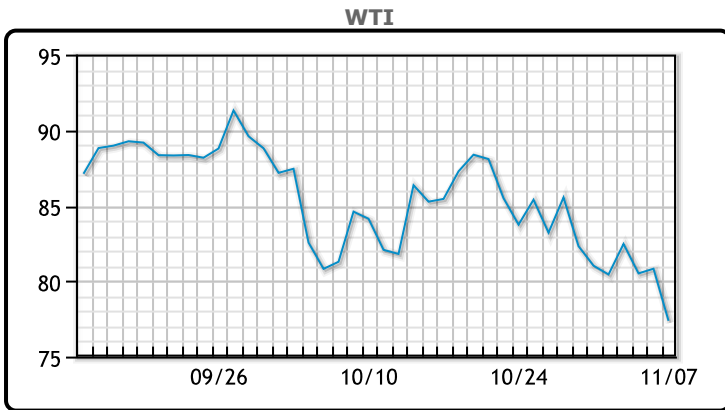
MARKET DAILY

<https://www.pflpetroleum.com>
 1865 Veterans Park Dr. Suite 303
 Naples, Florida 34109
 Phone: 239-390-2885
 Fax: 239-949-0611
 Nov 7, 2023 6:31 PM

Major Energy Futures		
	Settle	Change
Brent	81.61	-3.57
Gas Oil	857	0.25
Natural Gas	3.14	-0.124
RBOB	216.77	-6.82
ULSD	283.84	-11.4
WTI	77.37	-3.45

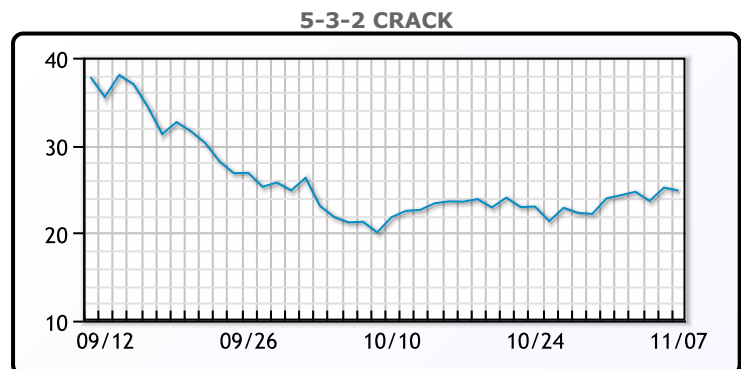
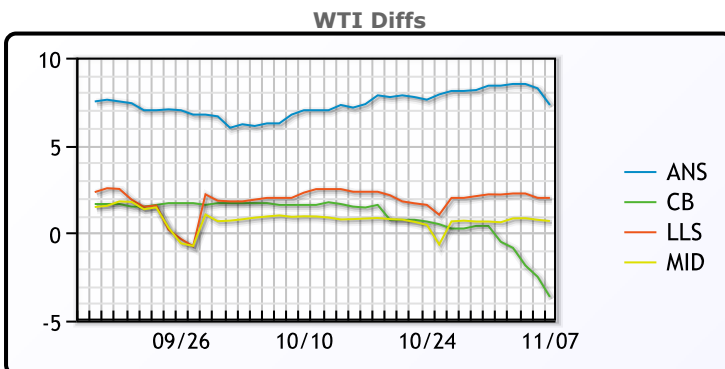
Market Commentary
 Oil prices dived today to the lowest price since July as demand worries took center stage. Mixed Chinese economic data and rising OPEC exports helped ease fears about tight markets. "Traders will remain on high alert for signs of a wider conflict emerging in the region that could disrupt supplies, but it seems those fears are subsiding," OANDA analyst Craig Erlam said. The premium on front-month loading Brent contracts over ones loading in six months was at a 2-1/2-month low, indicating less concern about supply deficits. On the demand side, China's crude oil imports in October showed robust growth but its total exports of goods and services contracted at a quicker pace than expected. WTI traded down \$3.45 or -4.3% to close at \$77.37. Brent traded down \$3.57 or -4.2% to settle at \$81.61.

Crude & Product Markets

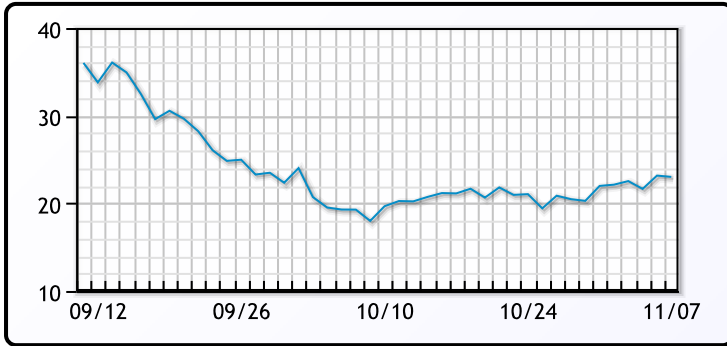


CRUDE			
	Last	Week Ago	Month Ago
ANS	84.67	89.42	89.79
BLS	73.72	81.42	84.39
LLS	79.37	84.71	85.09
Mid	78.05	83.29	83.74
WTI	77.37	81.02	82.79

PRODUCTS			
	Last	Week Ago	Month Ago
Gulf RBOB	2.0077	2.0935	2.1422
Gulf ULSD	2.7209	2.938	2.8563
NYH RBOB	2.1912	2.255	2.2182
NYH ULSD	2.8909	3.1135	2.95193
USGC 3%	70.47	75.98	72.71



3-2-1 Crack



Gulf 3-2-1 Crack



NGLs

MB

	Last	Week Ago	Month Ago
Butane	80.5	80.5	75
IsoButane	113.5	107.5	91
Natural Gasoline	146	149.4	153.5
Propane	63	66.25	68.375

MB NON

	Last	Week Ago	Month Ago
Butane	83.5	83.5	78
IsoButane	113.5	107.5	91
Natural Gasoline	146	149.5	153.75
Propane	62.9	65.9	68.1

CONWAY

	Last	Week Ago	Month Ago
Butane	91.5	89.25	80.5
IsoButane	130	124	116
Natural Gasoline	150	159	169
Propane	61.75	64.5	66.125

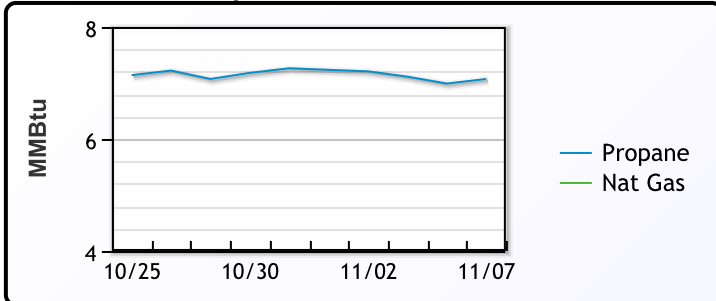
EDMONTON

	Last	Week Ago	Month Ago
Propane	48.3	50.6	49.5

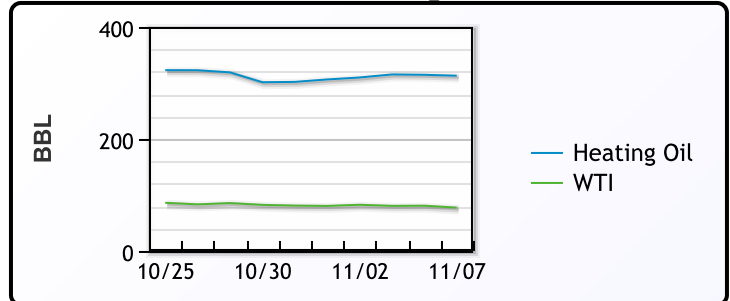
SARNIA

	Last	Week Ago	Month Ago
Propane	83	83.5	86.5

Propane MT.B Tet vs Nat Gas



WTI vs Heating Oil



FX

	Last	Change
CAD	1.3766	-0.0001
DXY	105.542	0.327
Gold	1968.49	-0.96

RATES

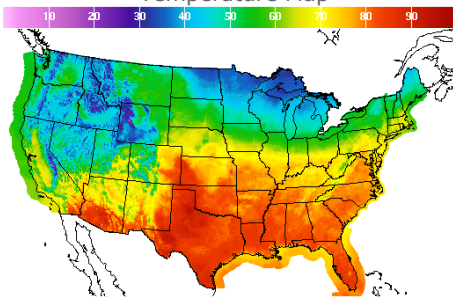
	Last	Change
US 2yr	4.9176	-0.0169
US 10yr	4.5665	-0.0766
CAN 10yr	3.756	-0.054

EQUITIES

	Last	Change
Nasdaq	13639.86	121.08
TSX	1178.015	-8.844
S&P 500	4378.38	12.4

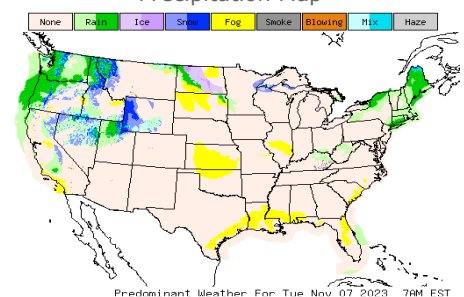
Weather Data

Temperature Map



City	HIGH °F	LOW °F
Calgary	46	32
Conway	36	29
Cushing	82	57
Denver	71	51
Houston	86	68
Mont Belvieu	82	67
Sarnia	56	39
Williston	54	39

Precipitation Map



This report has been prepared by PFL Petroleum Limited personnel for your information only and the views expressed are intended to provide market commentary and are not recommendations. This report is not an offer to sell or a solicitation of any offer to buy any security. The information contained herein has been compiled by PFL from sources believed to be reliable, but no representation or warranty, express or implied, is made by PFL Petroleum Limited, its affiliates or any other person as to its accuracy, completeness or correctness. Copyright 2017 PFL Petroleum Limited. All Rights Reserved