



MARKET DAILY

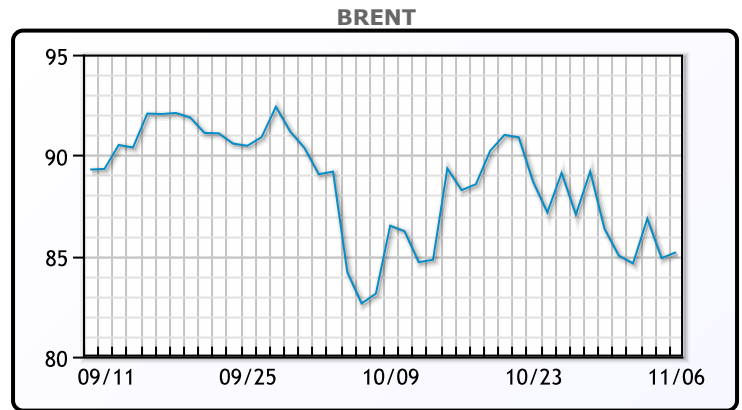
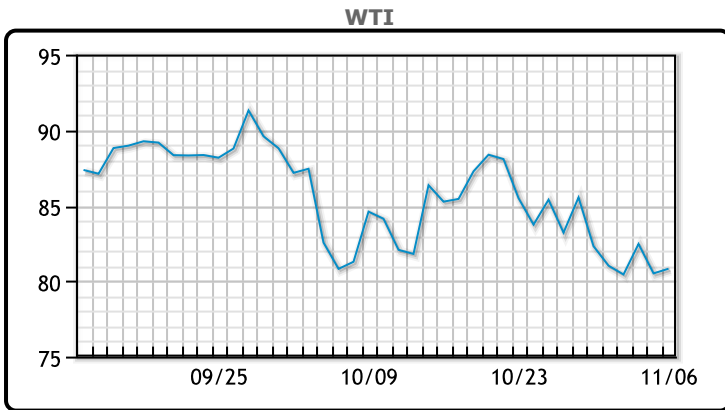
<https://www.pflpetroleum.com>
 1865 Veterans Park Dr. Suite 303
 Naples, Florida 34109
 Phone: 239-390-2885
 Fax: 239-949-0611
 Nov 6, 2023 7:24 PM

Major Energy Futures		
	Settle	Change
Brent	85.18	0.29
Gas Oil	886.75	-23.5
Natural Gas	3.264	-0.251
RBOB	223.59	3.49
ULSD	295.24	2.86
WTI	80.82	0.31

Market Commentary

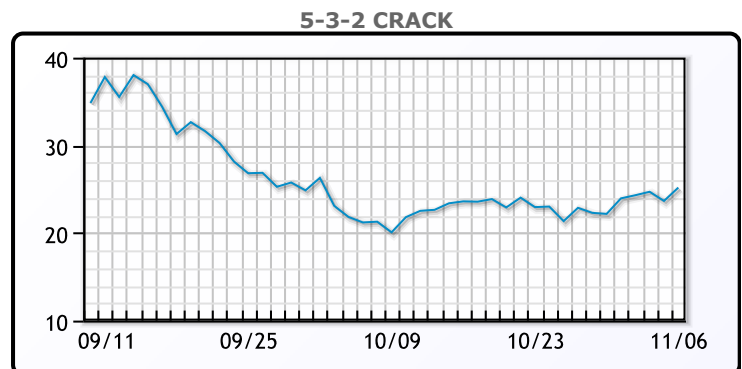
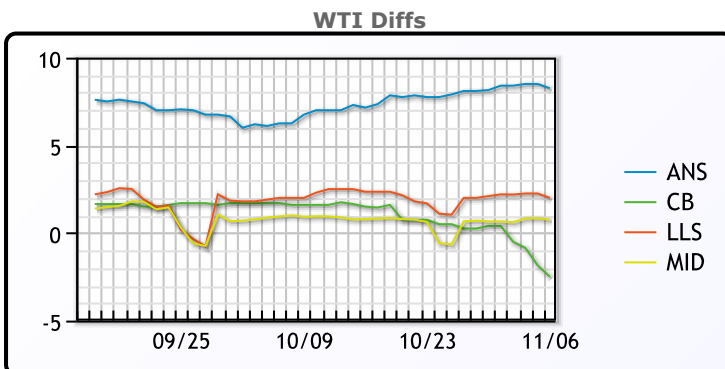
Oil prices were higher today after Saudi Arabia and Russia reaffirmed their commitment to extra voluntary oil supply cuts. "The announcement shows that Saudi has its shoulder to the wheel as it looks to tighten markets and increases prices," John Kilduff, partner at Again Capital LLC in New York. The cuts could be extended into the first quarter of 2024 because of "seasonally weaker oil demand at the start of every year, ongoing economic growth concerns and the aim of producers and OPEC+ to support the oil market's stability and balance", said UBS strategist Giovanni Staunovo. A weaker dollar also helped prices today. Meanwhile refinery runs in the US and China are easing, weighing on prices. WTI traded up \$.31 or .4% to close at \$80.82. Brent traded up \$.29 or .34% to close at \$85.18.

Crude & Product Markets

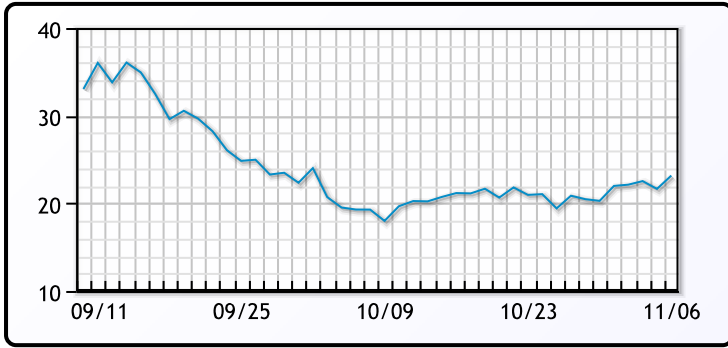


CRUDE			
	Last	Week Ago	Month Ago
ANS	89.07	90.46	89.79
BLS	78.32	82.71	84.39
LLS	82.82	82.63	85.09
Mid	81.57	81.05	83.74
WTI	80.82	82.31	82.79

PRODUCTS			
	Last	Week Ago	Month Ago
Gulf RBOB	2.0784	2.0205	2.1422
Gulf ULSD	2.8434	2.8825	2.8563
NYH RBOB	2.2434	2.1905	2.2182
NYH ULSD	3.0349	3.0585	2.95193
USGC 3%	74.29	73.85	72.71



3-2-1 Crack



Gulf 3-2-1 Crack



NGLs

MB

	Last	Week Ago	Month Ago
Butane	82.5	80	67
IsoButane	113.5	105.4	89
Natural Gasoline	151.5	150.5	153.5
Propane	64.7	66.4	68.3

CONWAY

	Last	Week Ago	Month Ago
Butane	93	88.4	80.5
IsoButane	136	123	116
Natural Gasoline	154.5	161.3	169
Propane	63.3	64.1	66

MB NON

	Last	Week Ago	Month Ago
Butane	85.5	83	77
IsoButane	113.5	105.4	89
Natural Gasoline	151.5	150.5	153.5
Propane	64.6	66	68.1

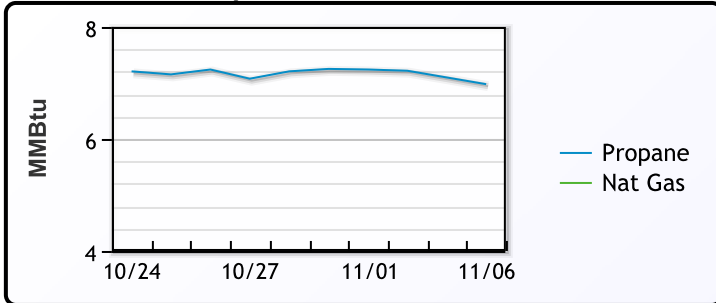
EDMONTON

	Last	Week Ago	Month Ago
Propane	50.3	50.8	49.5

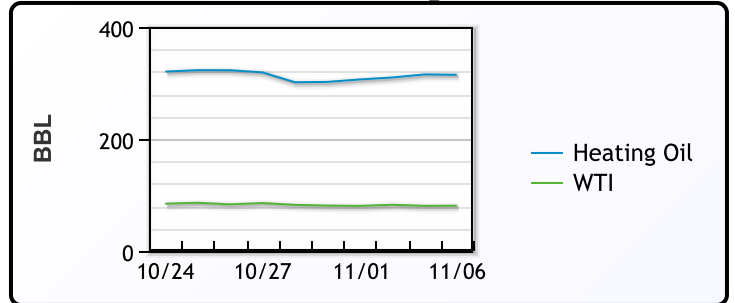
SARNIA

	Last	Week Ago	Month Ago
Propane	83	83.5	86.5

Propane MT.B Tet vs Nat Gas



WTI vs Heating Oil



FX

	Last	Change
CAD	1.3696	-0.0004
DXY	105.215	0.194
Gold	1976.39	-1.75

RATES

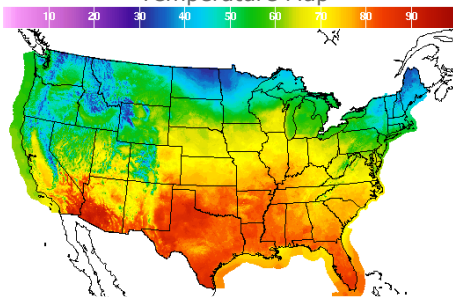
	Last	Change
US 2yr	4.9282	-0.0063
US 10yr	4.6244	-0.0187
CAN 10yr	3.81	0.069

EQUITIES

	Last	Change
Nasdaq	13518.78	40.5
TSX	1186.859	-4.081
S&P 500	4365.98	7.64

Weather Data

Temperature Map



City	HIGH °F	LOW °F
Calgary	42	31
Conway	33	29
Cushing	77	59
Denver	67	49
Houston	81	67
Mont Belvieu	79	66
Sarnia	59	44
Williston	45	36

Precipitation Map

