



MARKET DAILY

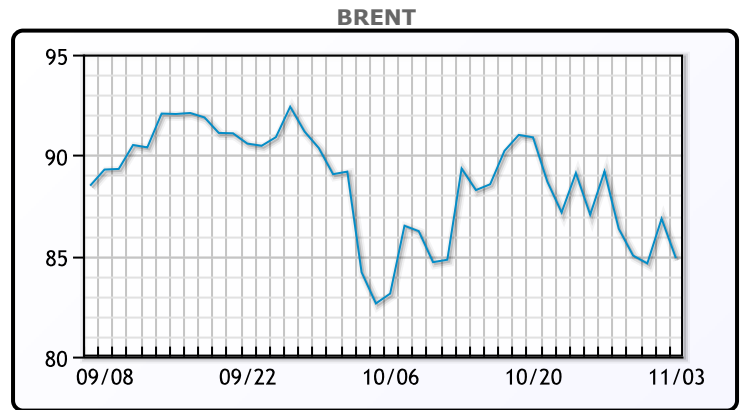
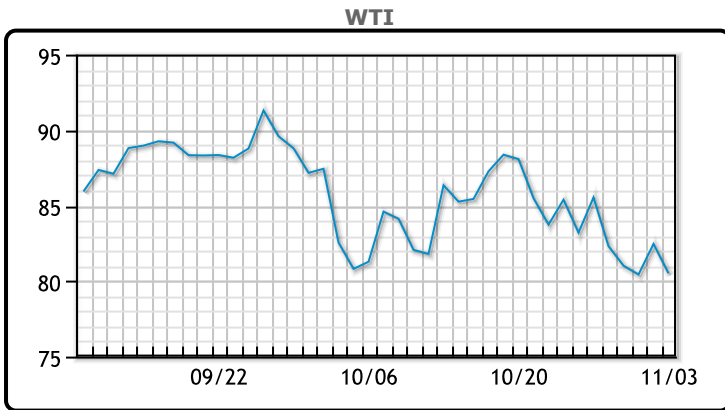
<https://www.pflpetroleum.com>
 1865 Veterans Park Dr. Suite 303
 Naples, Florida 34109
 Phone: 239-390-2885
 Fax: 239-949-0611
 Nov 3, 2023 6:58 PM

Major Energy Futures		
	Settle	Change
Brent	84.89	-1.92
Gas Oil	886.5	17
Natural Gas	3.515	-0.022
RBOB	220.1	6.05
ULSD	292.38	6.4
WTI	80.51	-1.95

Market Commentary

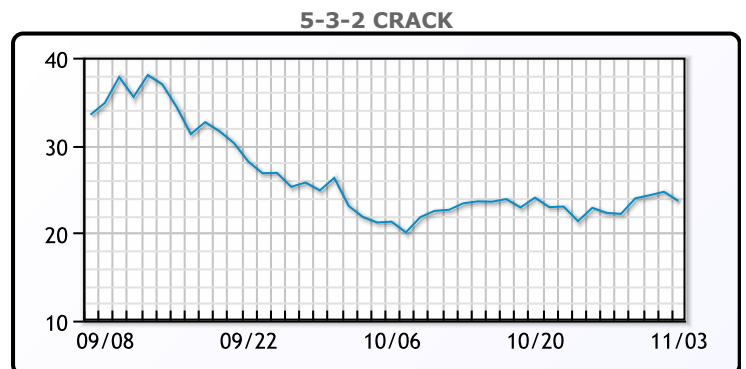
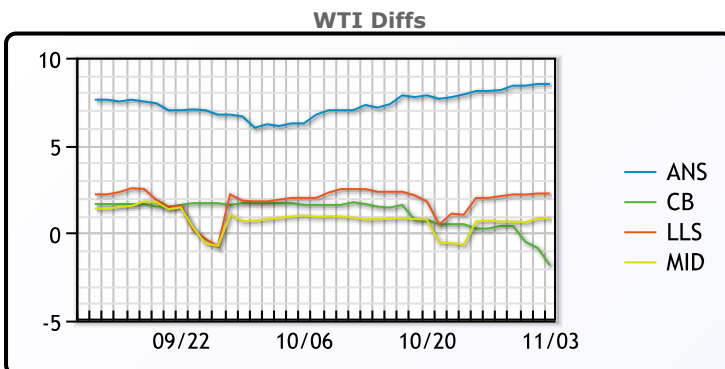
Oil prices were lower today and lower week over week as some of the fear premium over Middle East tensions has left the market. At the same time US jobs data remained pretty strong and indications from the Fed also added to worries of more rate hikes to come. "The market is taking this conflict in its stride, as it looks to be neither a significant demand or supply disruption event," said John Kilduff, partner at Again Capital LLC in New York. On the other side of the world Chinas economic woes continue as October sales grew at the softest rate in 10 months and employment stagnated. China is the worlds largest oil consumer and any economic downturn in the PRC could have broad repercussions for the global oil market. WTI traded down \$1.95 or -2.4% to close at \$80.51. Brent traded down \$1.92 or -2.3% to close at \$84.89.

Crude & Product Markets

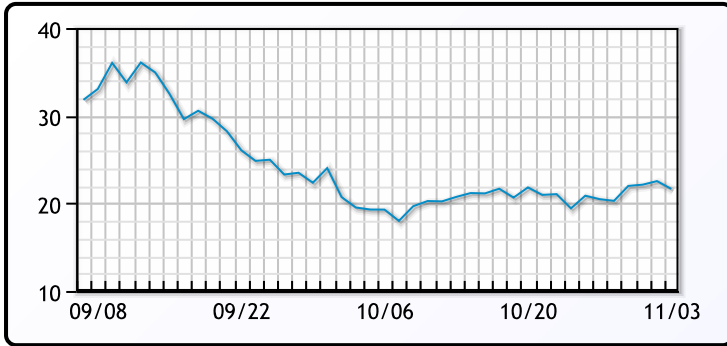


CRUDE			
	Last	Week Ago	Month Ago
ANS	89.01	93.64	95.48
BLS	78.66	85.79	90.93
LLS	82.76	87.54	91.23
Mid	81.35	86.24	90.17
WTI	80.51	85.54	89.23

PRODUCTS			
	Last	Week Ago	Month Ago
Gulf RBOB	2.051	2.1252	2.3421
Gulf ULSD	2.8323	2.8912	3.1674
NYH RBOB	2.209	2.319	2.3951
NYH ULSD	3.0063	3.0569	3.2629
USGC 3%	74.25	78.78	78.74



3-2-1 Crack



Gulf 3-2-1 Crack



NGLs

MB

	Last	Week Ago	Month Ago
Butane	81.9	78.5	75.5
IsoButane	121.5	102.5	99.5
Natural Gasoline	148.8	155.4	162.5
Propane	63.9	66	72.6

CONWAY

	Last	Week Ago	Month Ago
Butane	90.8	86	87.5
IsoButane	130	120	114
Natural Gasoline	152.5	163.5	180
Propane	62.8	63	69.9

MB NON

	Last	Week Ago	Month Ago
Butane	84.9	81.5	85.5
IsoButane	121.5	102.5	99.5
Natural Gasoline	148.8	155.4	162.5
Propane	63.9	65.6	72.5

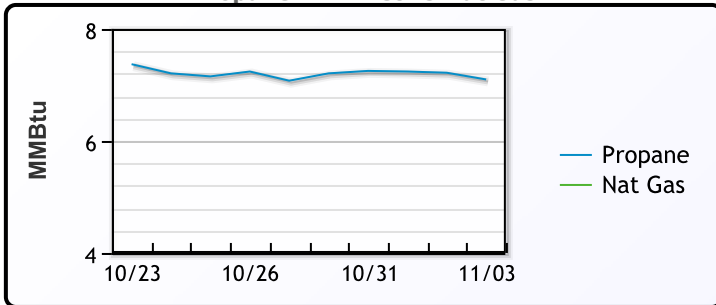
EDMONTON

	Last	Week Ago	Month Ago
Propane	49.8	51	55.9

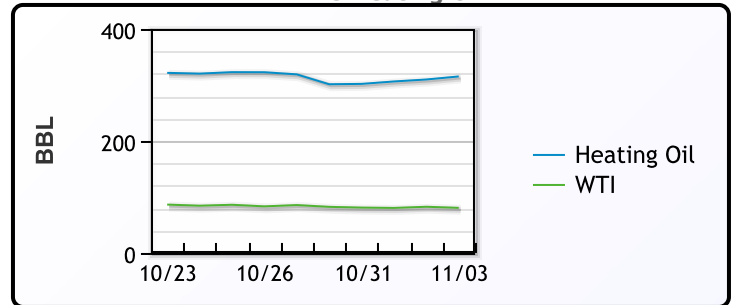
SARNIA

	Last	Week Ago	Month Ago
Propane	83	82	86.3

Propane MT.B Tet vs Nat Gas



WTI vs Heating Oil



FX

	Last	Change
CAD	1.3658	-0.0081
DXY	105.021	-1.103
Gold	1992.65	6.87

RATES

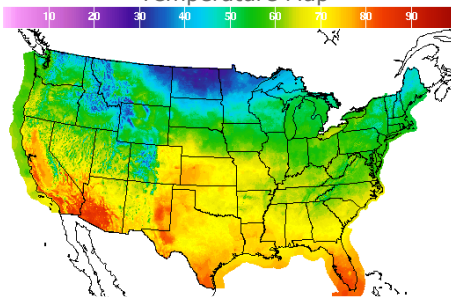
	Last	Change
US 2yr	4.8386	-0.1507
US 10yr	4.5724	-0.0866
CAN 10yr	3.741	-0.113

EQUITIES

	Last	Change
Nasdaq	13478.28	184.09
TSX	1190.94	9.518
S&P 500	4358.34	40.56

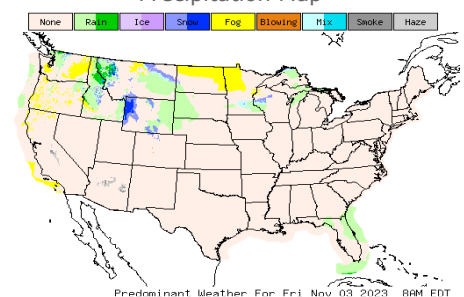
Weather Data

Temperature Map



City	HIGH °F	LOW °F
Calgary	50	22
Conway	26	6
Cushing	69	44
Denver	67	50
Houston	73	54
Mont Belvieu	71	49
Sarnia	53	42
Williston	35	17

Precipitation Map



This report has been prepared by PFL Petroleum Limited personnel for your information only and the views expressed are intended to provide market commentary and are not recommendations. This report is not an offer to sell or a solicitation of any offer to buy any security. The information contained herein has been compiled by PFL from sources believed to be reliable, but no representation or warranty, express or implied, is made by PFL Petroleum Limited, its affiliates or any other person as to its accuracy, completeness or correctness. Copyright 2017 PFL Petroleum Limited. All Rights Reserved