



MARKET DAILY

<https://www.pflpetroleum.com>
 1865 Veterans Park Dr. Suite 303
 Naples, Florida 34109
 Phone: 239-390-2885
 Fax: 239-949-0611
 Nov 29, 2023 7:42 PM

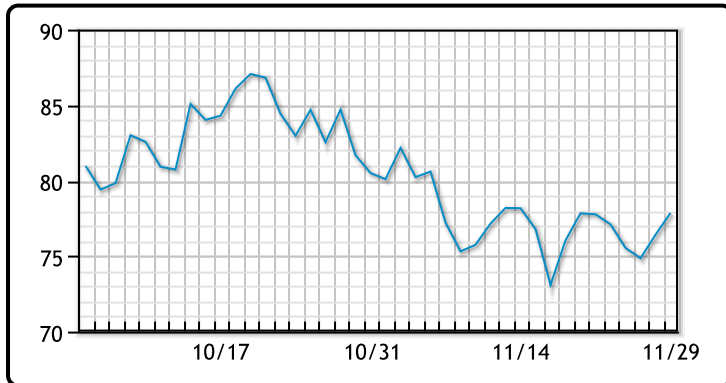
Major Energy Futures		
	Settle	Change
Brent	83.1	1.42
Gas Oil	820.5	16
Natural Gas	2.804	-0.033
RBOB	228.36	5.01
ULSD	288.85	-1.85
WTI	77.86	1.45

Market Commentary

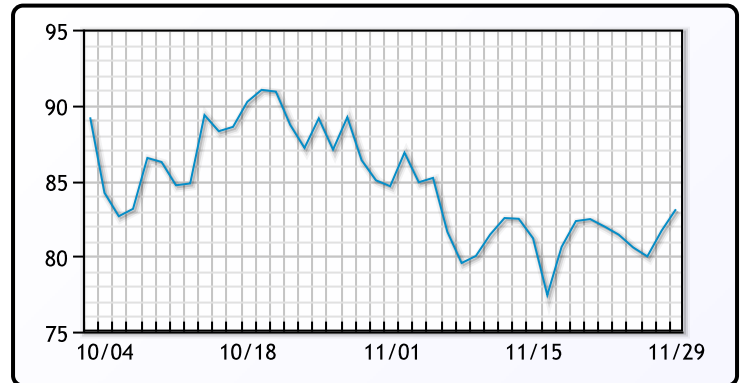
Oil prices rose today as Saudi Arabia is reportedly pushing for a production cut of an additional 1MM/bpd. Investors have focused their attention on tomorrow's OPEC meeting on expectations of fresh supply cuts. "All eyes are on the Nov. 30 OPEC meeting, and the fine details will matter," CFRA analyst Stewart Glickman said. The EIA reported a surprise build in crude, distillate, and gasoline inventories. WTI traded up \$1.45 or 1.9% to close at \$77.86. Brent traded up \$1.42 or 1.7% to close at \$83.10.

Crude & Product Markets

WTI



BRENT



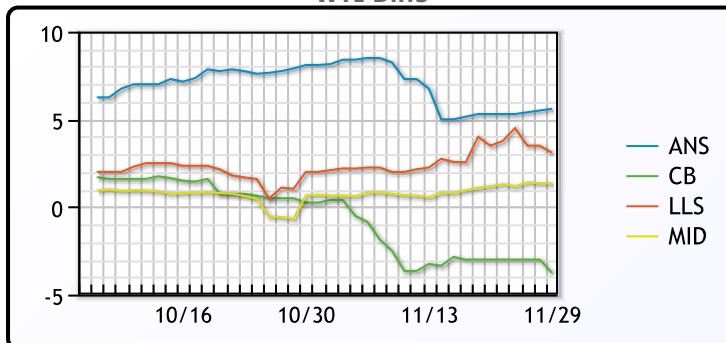
CRUDE

	Last	Week Ago	Month Ago
ANS	83.46	82.05	93.64
BLS	74.11	73.75	85.79
LLS	80.96	81.25	87.54
Mid	79.21	77.94	86.24
WTI	77.86	76.75	85.54

PRODUCTS

	Last	Week Ago	Month Ago
Gulf RBOB	2.0798	2.0383	2.1252
Gulf ULSD	2.5412	2.5369	2.8912
NYH RBOB	2.3006	2.2924	2.319
NYH ULSD	2.9095	2.9566	3.0569
USGC 3%	70.35	68.11	78.78

WTI Diffs



5-3-2 CRACK



3-2-1 Crack



Gulf 3-2-1 Crack



NGLs

MB

	Last	Week Ago	Month Ago
Butane	87	83.1	78.5
IsoButane	124.5	117.3	102.5
Natural Gasoline	148.9	147	155.4
Propane	65.3	64.4	66

CONWAY

	Last	Week Ago	Month Ago
Butane	103.4	97.4	86
IsoButane	141.5	130	120
Natural Gasoline	148.5	150	163.5
Propane	62.5	62.5	63

MB NON

	Last	Week Ago	Month Ago
Butane	91.1	87.3	81.5
IsoButane	124.5	117.3	102.5
Natural Gasoline	148.9	147	155.4
Propane	65.9	64.3	65.6

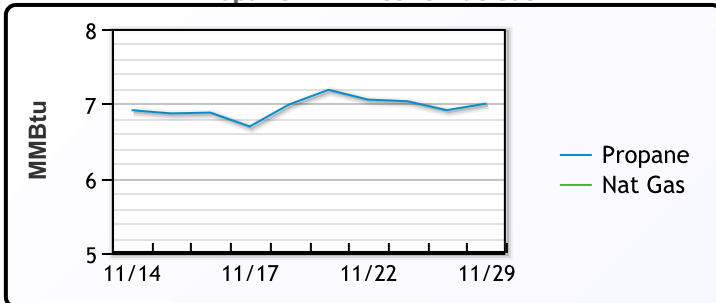
EDMONTON

	Last	Week Ago	Month Ago
Propane	49.5	49.3	51

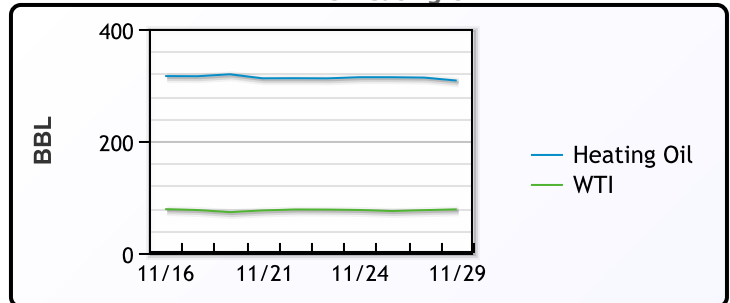
SARNIA

	Last	Week Ago	Month Ago
Propane	84.5	84.5	82

Propane MT.B Tet vs Nat Gas



WTI vs Heating Oil



FX

	Last	Change
CAD	1.3585	-0.0004
DXY	102.765	0.019
Gold	2046.2	1.96

RATES

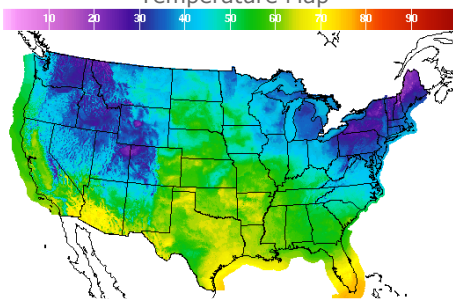
	Last	Change
US 2yr	4.6434	-0.0021
US 10yr	4.2475	-0.0077
CAN 10yr	3.507	-0.075

EQUITIES

	Last	Change
Nasdaq	14258.49	-23.27
TSX	1212.022	5.367
S&P 500	4550.58	-4.31

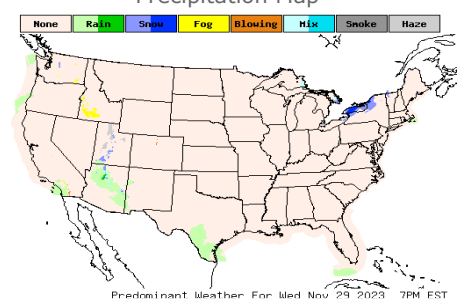
Weather Data

Temperature Map



City	HIGH °F	LOW °F
Calgary	32	25
Conway	40	28
Cushing	62	39
Denver	54	36
Houston	66	51
Mont Belvieu	64	47
Sarnia	32	21
Williston	38	24

Precipitation Map



This report has been prepared by PFL Petroleum Limited personnel for your information only and the views expressed are intended to provide market commentary and are not recommendations. This report is not an offer to sell or a solicitation of any offer to buy any security. The information contained herein has been compiled by PFL from sources believed to be reliable, but no representation or warranty, express or implied, is made by PFL Petroleum Limited, its affiliates or any other person as to its accuracy, completeness or correctness. Copyright 2017 PFL Petroleum Limited. All Rights Reserved