



# MARKET DAILY

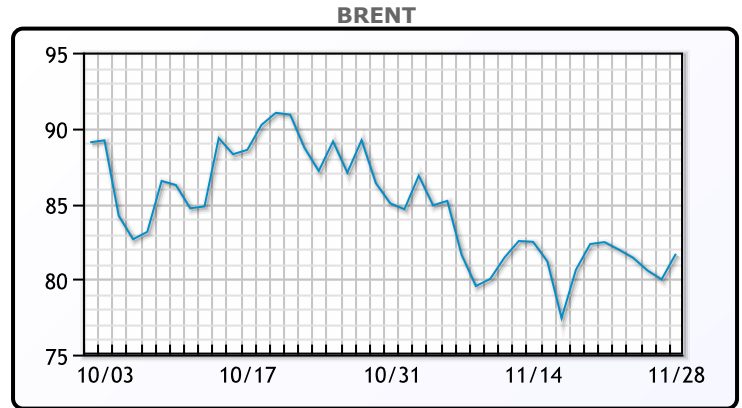
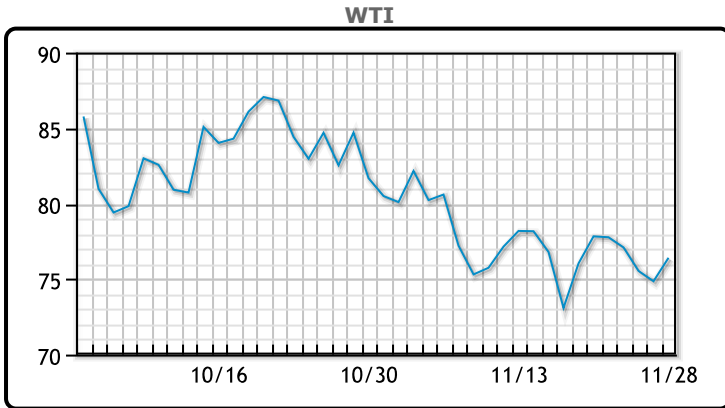
<https://www.pflpetroleum.com>  
 1865 Veterans Park Dr. Suite 303  
 Naples, Florida 34109  
 Phone: 239-390-2885  
 Fax: 239-949-0611  
 Nov 28, 2023 7:52 PM

Major Energy Futures		
	Settle	Change
Brent	81.68	1.7
Gas Oil	833.25	-16.5
Natural Gas	2.837	-0.109
RBOB	223	5.01
ULSD	290.7	6.91
WTI	76.41	1.55

**Market Commentary**

Oil prices were higher today settling higher on the possibility that OPEC+ will extend or deepen supply cuts. The group will meet on Thursday to discuss 2024 after initially pushing back the meeting last week. "We believe the market's primary focus surrounds the continuation of Saudi Arabia's additional voluntary cuts of 1 million barrels per day," Walt Chancellor, an energy strategist at Macquarie, said in a note. "We believe an extension of these cuts into Q2/Q3 2024 may represent the threshold for this meeting being viewed bullishy." Crude was also buoyed by a lower dollar. The U.S. dollar sank to a three-month low on Tuesday after U.S. Federal Reserve Governor Christopher Waller flagged the possibility of lowering the Fed policy rate in the months ahead if inflation declines further. WTI traded \$1.55 up 2.1% to close at \$76.41. Brent traded up \$1.70 or 2.1% to close at \$81.68.

## Crude & Product Markets

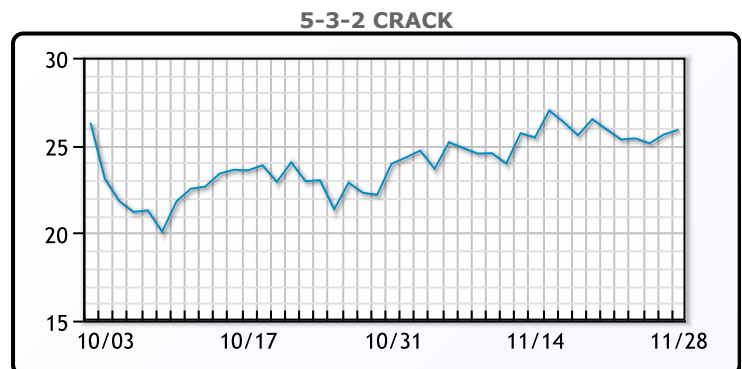
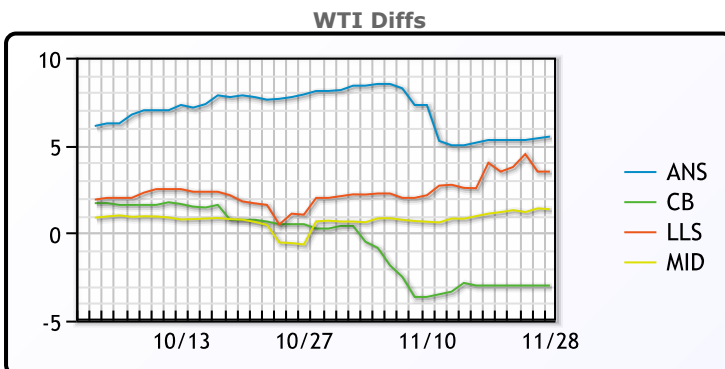


**CRUDE**

	Last	Week Ago	Month Ago
ANS	81.91	82.72	93.64
BLS	73.41	74.42	85.79
LLS	79.91	81.25	87.54
Mid	77.76	77.94	86.24
WTI	76.41	77.42	85.54

**PRODUCTS**

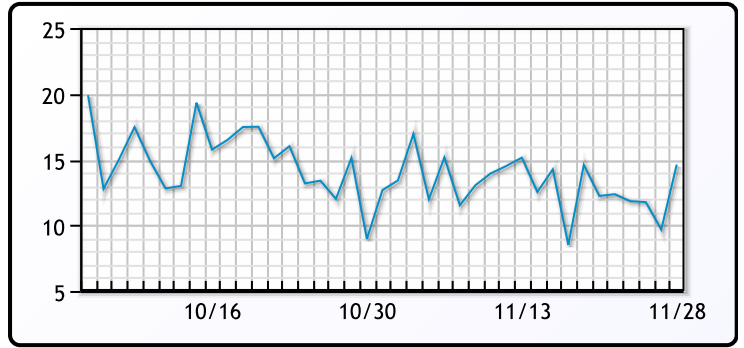
	Last	Week Ago	Month Ago
Gulf RBOB	2.0526	2.0383	2.1252
Gulf ULSD	2.5635	2.5369	2.8912
NYH RBOB	2.254	2.2924	2.319
NYH ULSD	2.958	2.9566	3.0569
USGC 3%	69.13	68.97	78.78



**3-2-1 Crack**



**Gulf 3-2-1 Crack**



**NGLs**

**MB**

	Last	Week Ago	Month Ago
Butane	84.6	83.3	78.5
IsoButane	128.8	113.7	102.5
Natural Gasoline	146.3	148	155.4
Propane	64.1	64.6	66

**CONWAY**

	Last	Week Ago	Month Ago
Butane	99.8	97.4	86
IsoButane	141.5	130	120
Natural Gasoline	147	150	163.5
Propane	61	62.5	63

**MB NON**

	Last	Week Ago	Month Ago
Butane	88.8	87.4	81.5
IsoButane	128.8	113.7	102.5
Natural Gasoline	146.3	148	155.4
Propane	64.6	64.5	65.6

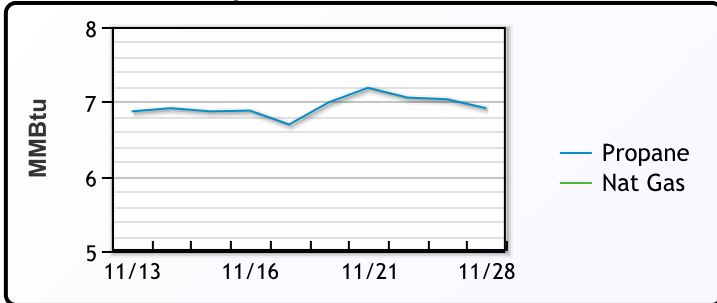
**EDMONTON**

	Last	Week Ago	Month Ago
Propane	48	50	51

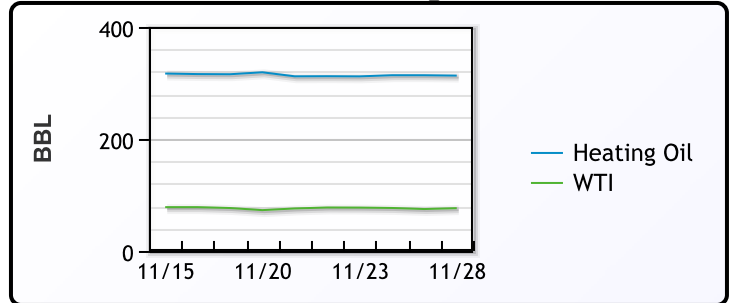
**SARNIA**

	Last	Week Ago	Month Ago
Propane	84	83	82

**Propane MT.B Tet vs Nat Gas**



**WTI vs Heating Oil**



**FX**

	Last	Change
CAD	1.3557	-0.0017
DXY	102.581	-0.165
Gold	2048.99	8.02

**RATES**

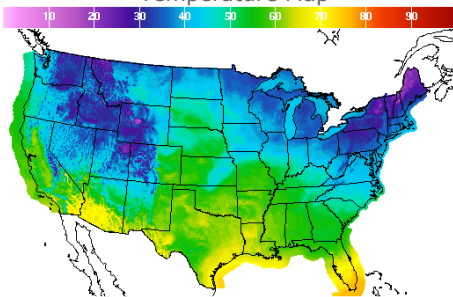
	Last	Change
US 2yr	4.7198	-0.0144
US 10yr	4.3168	-0.0039
CAN 10yr	3.582	-0.07

**EQUITIES**

	Last	Change
Nasdaq	14281.76	40.74
TSX	1206.655	0.007
S&P 500	4554.89	4.46

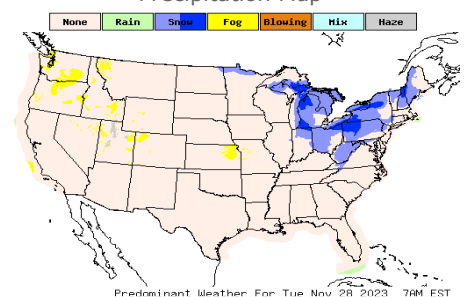
**Weather Data**

**Temperature Map**



City	HIGH °F	LOW °F
Calgary	39	27
Conway	39	6
Cushing	57	33
Denver	47	29
Houston	62	47
Mont Belvieu	60	42
Sarnia	27	19
Williston	39	23

**Precipitation Map**



This report has been prepared by PFL Petroleum Limited personnel for your information only and the views expressed are intended to provide market commentary and are not recommendations. This report is not an offer to sell or a solicitation of any offer to buy any security. The information contained herein has been compiled by PFL from sources believed to be reliable, but no representation or warranty, express or implied, is made by PFL Petroleum Limited, its affiliates or any other person as to its accuracy, completeness or correctness. Copyright 2017 PFL Petroleum Limited. All Rights Reserved