



MARKET DAILY

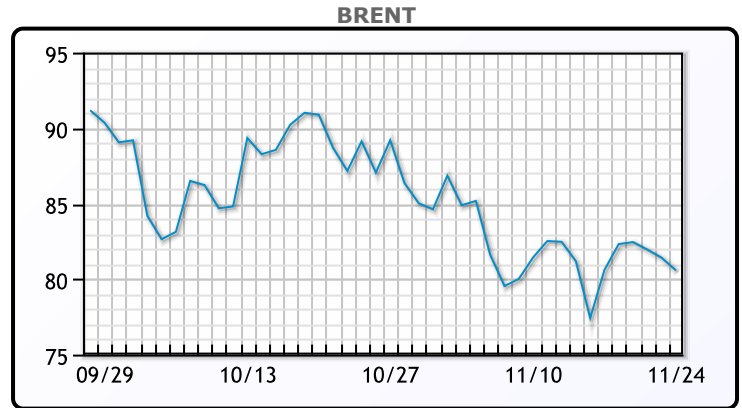
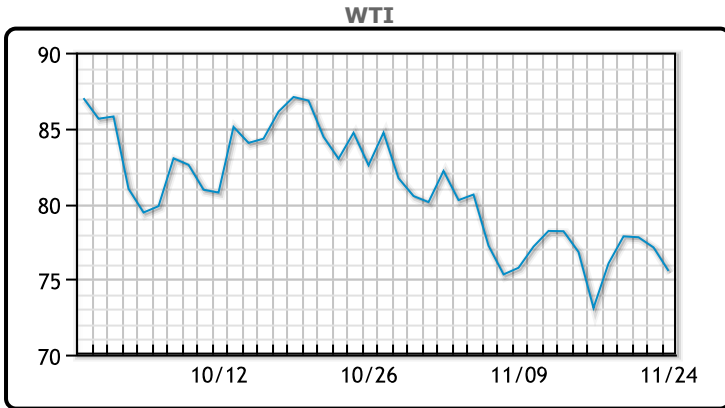
<https://www.pflpetroleum.com>
 1865 Veterans Park Dr. Suite 303
 Naples, Florida 34109
 Phone: 239-390-2885
 Fax: 239-949-0611
 Nov 24, 2023 8:56 PM

Major Energy Futures		
	Settle	Change
Brent	80.58	-0.84
Gas Oil	833.75	4.5
Natural Gas	2.855	0.051
RBOB	216.51	-0.14
ULSD	283.57	-3.58
WTI	75.54	-1.56

Market Commentary

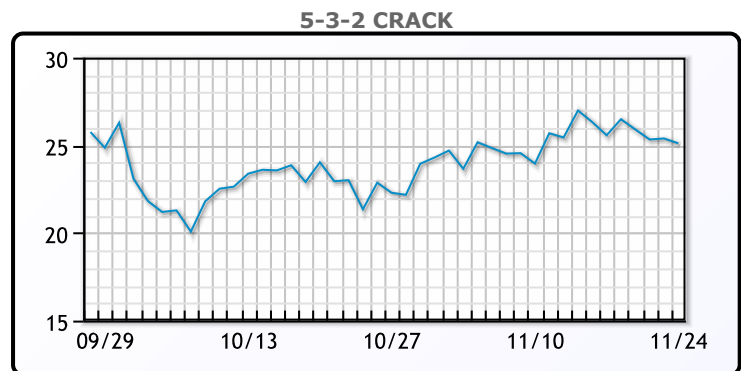
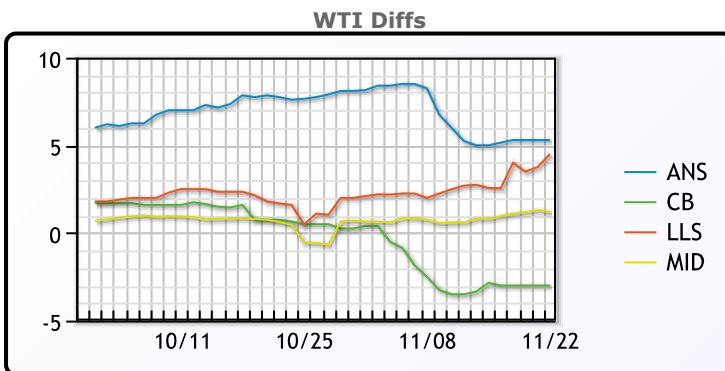
Oil fell on Friday as the release of some hostages in Gaza reduced the geopolitical risk premium, but prices were up slightly week over week - the first week over week gain in over a month. OPEC+ has a meeting next week to decide on production cuts in 2024. Meanwhile Canada continues to wait for Trans Mountain completion for line pack fill as prices remain depressed in Edmonton. U.S. West Texas Intermediate ("WTI") crude oil fell \$1.56 per barrel, or 2%, from Wednesday's close to close \$75.54 per barrel. Markets were closed on Thursday in observance of Thanksgiving, therefore, there was no settlement for WTI on Thursday. Brent crude futures settled down 84 cents US per barrel, or 1%, closing at US\$80.58 per barrel. Rig count was up week over week in both the U.S. and Canada. Natural gas closed lower again on strong U.S. production and a small draw from storage. Hope everyone has a great weekend!

Crude & Product Markets



	Last	Week Ago	Month Ago
ANS	82.05	81.66	96.35
BLS	73.75	73.81	89.4
LLS	81.25	79.89	90.35
Mid	77.94	76.99	89.21
WTI	76.75	76.66	88.75

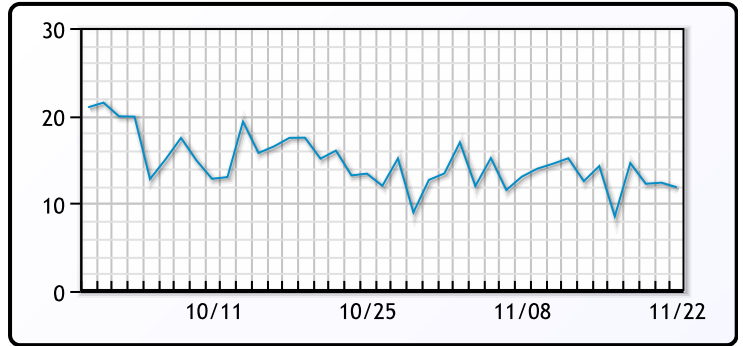
	Last	Week Ago	Month Ago
Gulf RBOB	2.0383	1.9505	2.2763
Gulf ULSD	2.5369	2.5135	3.0292
NYH RBOB	2.2924	2.227	2.3971
NYH ULSD	2.9566	2.8375	3.1866
USGC 3%	68.97	68.66	79.33



3-2-1 Crack



Gulf 3-2-1 Crack



NGLs

MB

	Last	Week Ago	Month Ago
Butane	83.1	85.3	78.3
IsoButane	117.3	111.3	97.1
Natural Gasoline	147	146.8	161.5
Propane	64.4	63	67.5

CONWAY

	Last	Week Ago	Month Ago
Butane	97.4	96.8	86.3
IsoButane	130	127.3	117
Natural Gasoline	150	150.5	172.3
Propane	62.5	61.5	66.5

MB NON

	Last	Week Ago	Month Ago
Butane	87.3	88.3	81.3
IsoButane	117.3	111.3	97.1
Natural Gasoline	147	146.8	161.5
Propane	64.3	62.9	67.4

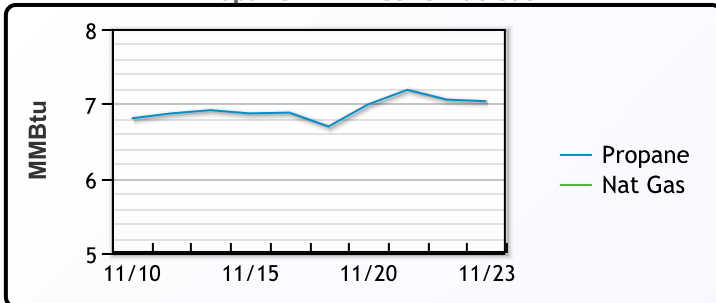
EDMONTON

	Last	Week Ago	Month Ago
Propane	49.3	50.5	52.5

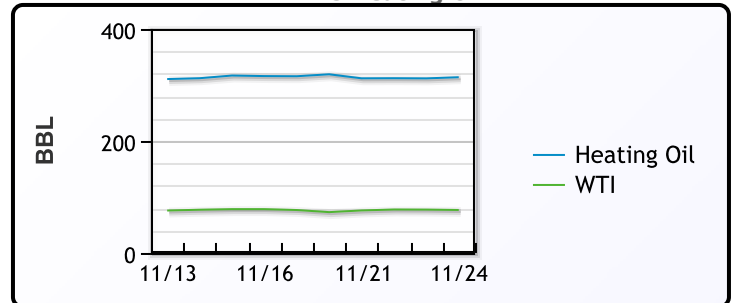
SARNIA

	Last	Week Ago	Month Ago
Propane	84.5	83	87.8

Propane MT.B Tet vs Nat Gas



WTI vs Heating Oil



FX

	Last	Change
CAD	1.3636	-0.006
DXY	103.403	-0.517
Gold	2000.82	8.57

RATES

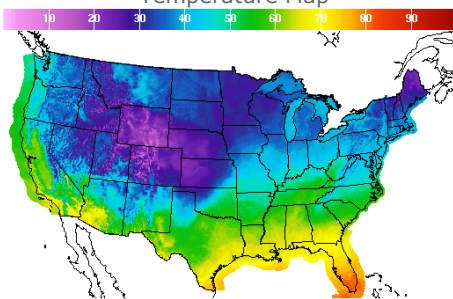
	Last	Change
US 2yr	4.9484	0.0488
US 10yr	4.4665	0.0623
CAN 10yr	3.717	0.007

EQUITIES

	Last	Change
Nasdaq	14250.85	-15.01
TSX	1211.415	-1.201
S&P 500	4559.34	2.72

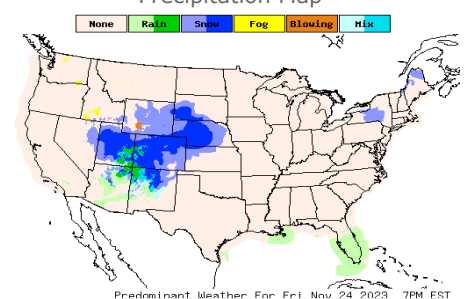
Weather Data

Temperature Map



City	HIGH °F	LOW °F
Calgary	33	14
Conway	29	14
Cushing	48	36
Denver	25	19
Houston	66	50
Mont Belvieu	64	46
Sarnia	33	25
Williston	26	11

Precipitation Map



This report has been prepared by PFL Petroleum Limited personnel for your information only and the views expressed are intended to provide market commentary and are not recommendations. This report is not an offer to sell or a solicitation of any offer to buy any security. The information contained herein has been compiled by PFL from sources believed to be reliable, but no representation or warranty, express or implied, is made by PFL Petroleum Limited, its affiliates or any other person as to its accuracy, completeness or correctness. Copyright 2017 PFL Petroleum Limited. All Rights Reserved