



# MARKET DAILY

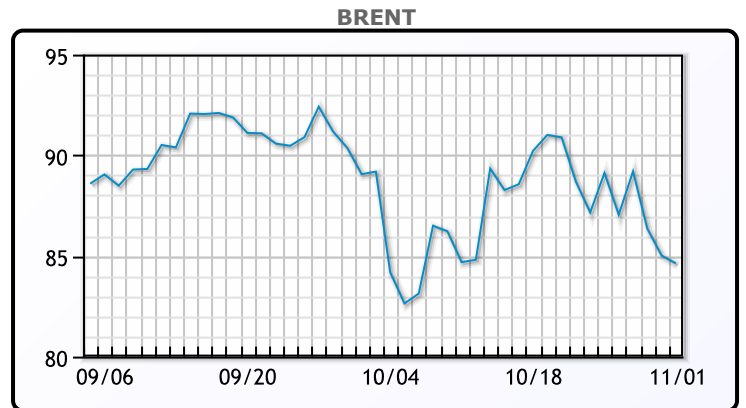
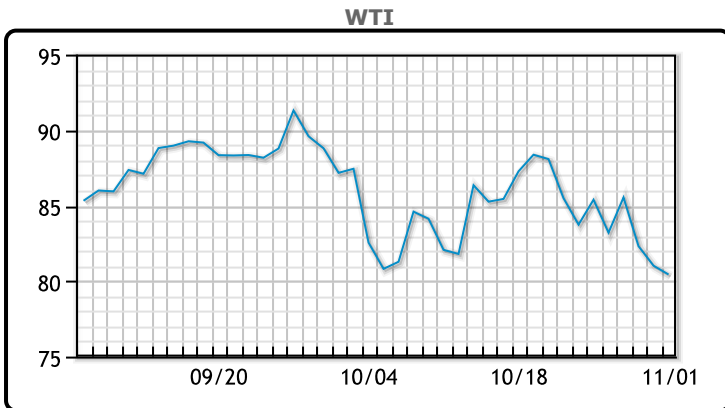
<https://www.pflpetroleum.com>  
 1865 Veterans Park Dr. Suite 303  
 Naples, Florida 34109  
 Phone: 239-390-2885  
 Fax: 239-949-0611  
 Nov 2, 2023 7:35 PM

Major Energy Futures		
	Settle	Change
Brent	86.85	2.22
Gas Oil	893	16.75
Natural Gas	3.494	-0.081
RBOB	218.55	-3.18
ULSD	296.15	5.15
WTI	82.67	2.23

**Market Commentary**

Oil prices rose today as the Fed decided to keep rates unchanged yesterday. Today's gains broke a 3 day streak of losses as some risk appetite increased in light of the Fed decision. "If the Fed calls off the dogs, the bottom for oil should be very close to being in," said Phil Flynn, analyst at Price Futures Group. Investors will continue to watch for developments in the Middle East and how any rise in tensions could result in oil supply shocks. Fighting continues to rage on in Gaza and there are risks the conflict could spill over. WTI traded up \$2.23 or 2.8% to close at \$82.67. Brent traded up \$2.22 or 2.6% to close at \$86.85.

## Crude & Product Markets

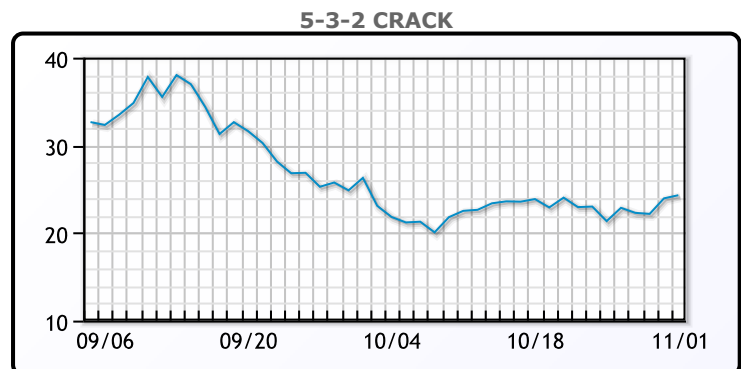
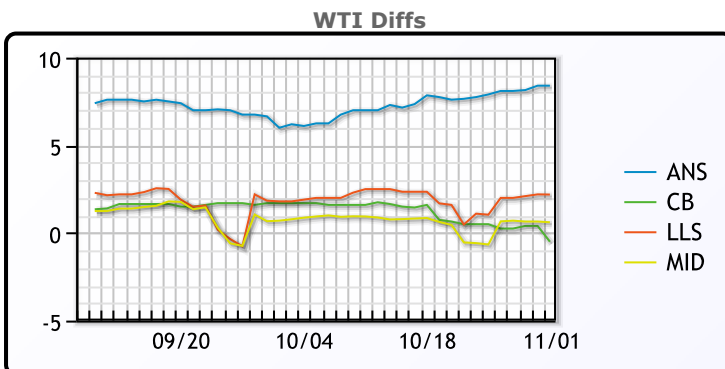


**CRUDE**

	Last	Week Ago	Month Ago
ANS	88.84	93.94	96.99
BLS	79.94	86.54	92.49
LLS	82.63	87.54	92.59
Mid	81.05	86.24	91.57
WTI	80.44	86.04	90.79

**PRODUCTS**

	Last	Week Ago	Month Ago
Gulf RBOB	2.0205	2.1252	2.3845
Gulf ULSD	2.8825	2.8912	3.2881
NYH RBOB	2.1905	2.319	2.3975
NYH ULSD	3.0585	3.0569	3.3661
USGC 3%	73.85	78.78	82.32



3-2-1 Crack



Gulf 3-2-1 Crack



NGLs

MB

	Last	Week Ago	Month Ago
Butane	83	77.75	73.5
IsoButane	111	101.75	97.75
Natural Gasoline	149	156.5	165.4
Propane	66	66.125	72.125

CONWAY

	Last	Week Ago	Month Ago
Butane	91	86	88
IsoButane	125	119	109
Natural Gasoline	158	171	186
Propane	64.25	64	68.75

MB NON

	Last	Week Ago	Month Ago
Butane	86	80.75	87.5
IsoButane	111	101.75	97.75
Natural Gasoline	149.25	157.75	164.75
Propane	66.1	65.9	71.9

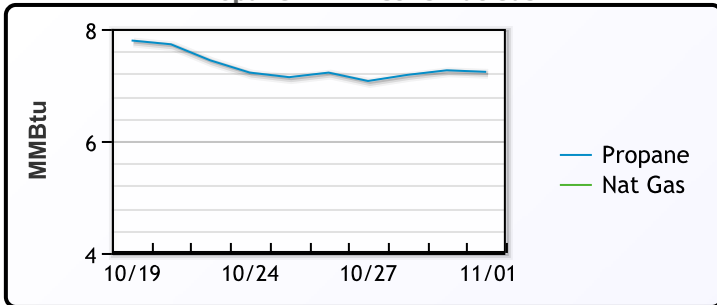
EDMONTON

	Last	Week Ago	Month Ago
Propane	51.1	51.3	52.9

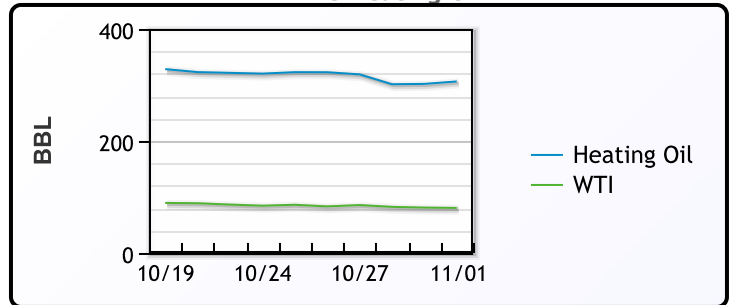
SARNIA

	Last	Week Ago	Month Ago
Propane	84	82	85

Propane MT.B Tet vs Nat Gas



WTI vs Heating Oil



FX

	Last	Change
CAD	1.3847	-0.0009
DXY	106.884	0.221
Gold	1984	1.47

RATES

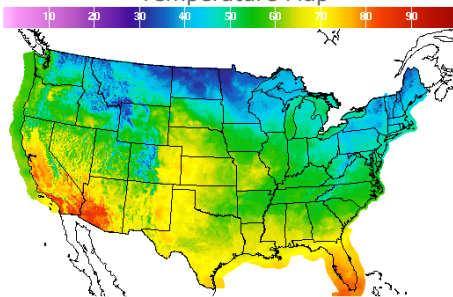
	Last	Change
US 2yr	4.9436	-0.1437
US 10yr	4.7341	-0.1966
CAN 10yr	3.921	-0.143

EQUITIES

	Last	Change
Nasdaq	13061.47	210.23
TSX	1145.625	12.7
S&P 500	4237.86	44.06

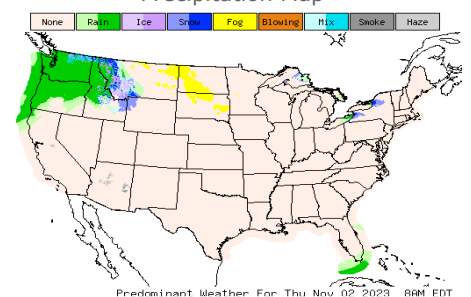
Weather Data

Temperature Map



City	HIGH °F	LOW °F
Calgary	37	26
Conway	30	17
Cushing	60	38
Denver	63	43
Houston	65	46
Mont Belvieu	63	41
Sarnia	46	32
Williston	33	19

Precipitation Map



This report has been prepared by PFL Petroleum Limited personnel for your information only and the views expressed are intended to provide market commentary and are not recommendations. This report is not an offer to sell or a solicitation of any offer to buy any security. The information contained herein has been compiled by PFL from sources believed to be reliable, but no representation or warranty, express or implied, is made by PFL Petroleum Limited, its affiliates or any other person as to its accuracy, completeness or correctness. Copyright 2017 PFL Petroleum Limited. All Rights Reserved