



MARKET DAILY

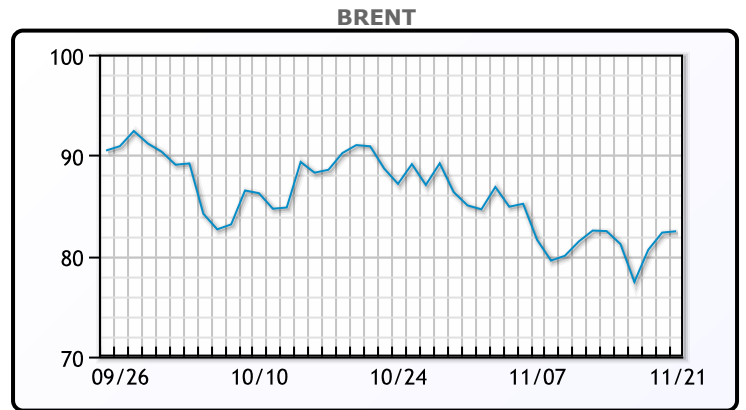
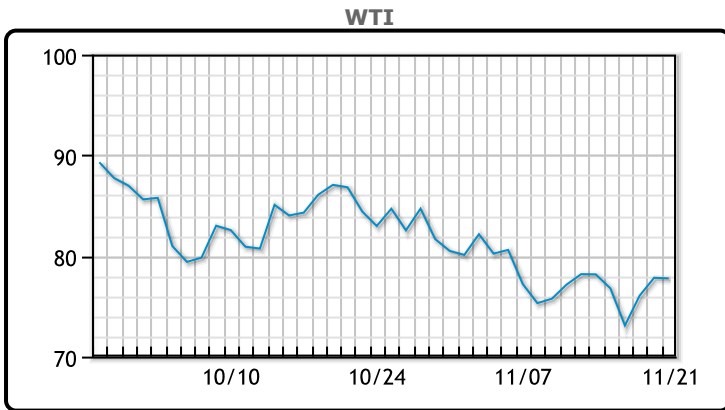
<https://www.pflpetroleum.com>
 1865 Veterans Park Dr. Suite 303
 Naples, Florida 34109
 Phone: 239-390-2885
 Fax: 239-949-0611
 Nov 21, 2023 6:29 PM

Major Energy Futures		
	Settle	Change
Brent	82.45	0.13
Gas Oil	827.25	17.75
Natural Gas	2.846	-0.036
RBOB	223.38	0.78
ULSD	292.49	7.54
WTI	77.77	-0.06

Market Commentary

Oil prices were mostly flat for the day. Prices pared losses late, with one more session before the U.S. Thanksgiving holiday on Thursday, which typically yields lower trading volumes in oil. "Going into the long weekend the market would rather be a little bit long than short," said Andrew Lipow, president of Lipow Oil Associates. Oil has fallen about 16% since late September as crude output in the U.S., the world's top producer, held at record highs, while the market was concerned about demand growth and a potential economic slowdown. WTI traded down \$.06 to close at \$77.77. Brent traded up \$.13 to close at \$82.45.

Crude & Product Markets

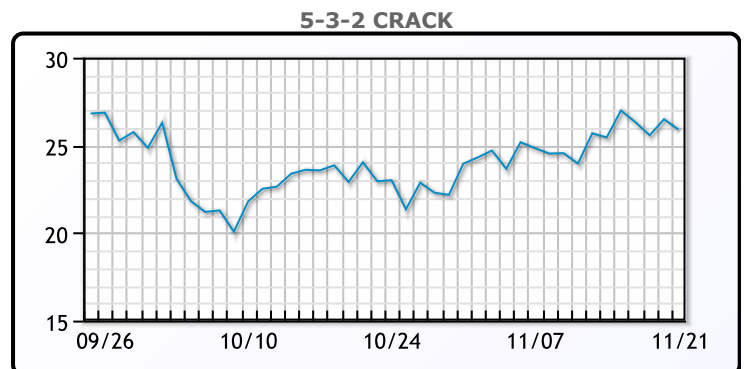
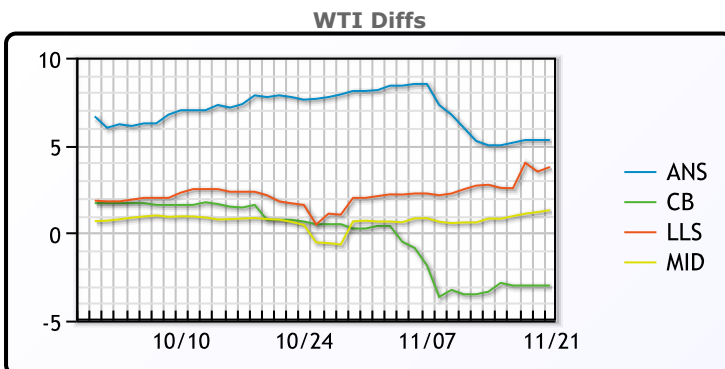


CRUDE

	Last	Week Ago	Month Ago
ANS	82.72	83.26	96.35
BLS	74.42	74.91	89.4
LLS	81.18	75.45	90.35
Mid	78.72	73.86	89.21
WTI	77.42	78.26	88.75

PRODUCTS

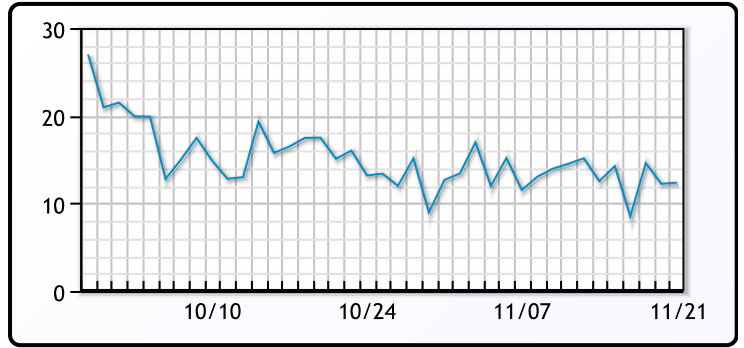
	Last	Week Ago	Month Ago
Gulf RBOB	2.028	1.8686	2.2763
Gulf ULSD	2.6472	2.5177	3.0292
NYH RBOB	2.2938	2.1501	2.3971
NYH ULSD	2.9924	2.8152	3.1866
USGC 3%	70.55	65.55	81.37



3-2-1 Crack



Gulf 3-2-1 Crack



NGLs

MB

	Last	Week Ago	Month Ago
Butane	85	83.25	78.5
IsoButane	118	113	99.5
Natural Gasoline	148	149.5	161.5
Propane	64.75	62.75	68.125

CONWAY

	Last	Week Ago	Month Ago
Butane	97.5	94.5	86
IsoButane	126	127	116.75
Natural Gasoline	150	154	173
Propane	62.25	61.5	66.75

MB NON

	Last	Week Ago	Month Ago
Butane	88	86.25	81.5
IsoButane	118	113	99.5
Natural Gasoline	148.5	149.5	161.5
Propane	64.5	62.8	67.4

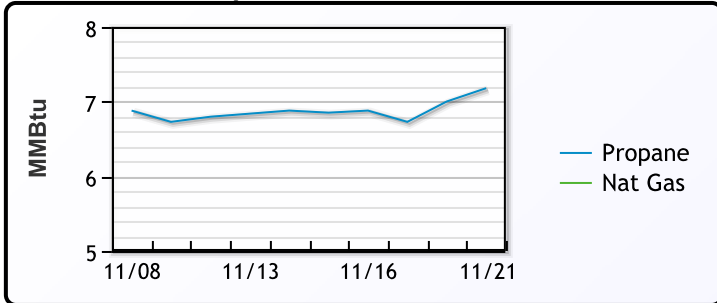
EDMONTON

	Last	Week Ago	Month Ago
Propane	50	49.4	52.5

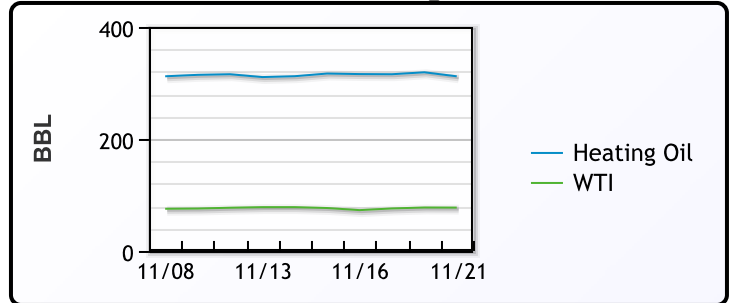
SARNIA

	Last	Week Ago	Month Ago
Propane	83	83	87.8

Propane MT.B Tet vs Nat Gas



WTI vs Heating Oil



FX

	Last	Change
CAD	1.37	-0.0001
DXY	103.565	0.127
Gold	1998.97	0.68

RATES

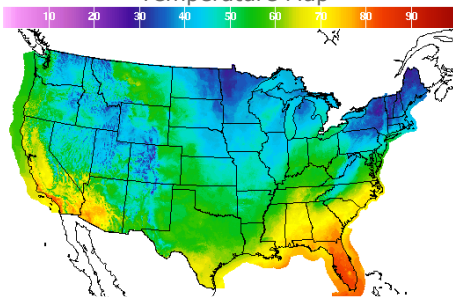
	Last	Change
US 2yr	4.8723	-0.0386
US 10yr	4.3926	-0.0272
CAN 10yr	3.647	-0.005

EQUITIES

	Last	Change
Nasdaq	14199.98	-84.55
TSX	1212.677	-8.41
S&P 500	4538.19	-9.19

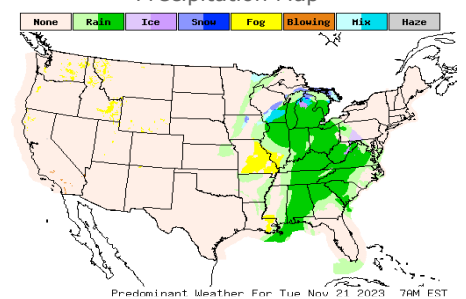
Weather Data

Temperature Map



City	HIGH °F	LOW °F
Calgary	50	32
Conway	34	27
Cushing	53	39
Denver	51	35
Houston	64	54
Mont Belvieu	62	50
Sarnia	46	33
Williston	43	28

Precipitation Map



This report has been prepared by PFL Petroleum Limited personnel for your information only and the views expressed are intended to provide market commentary and are not recommendations. This report is not an offer to sell or a solicitation of any offer to buy any security. The information contained herein has been compiled by PFL from sources believed to be reliable, but no representation or warranty, express or implied, is made by PFL Petroleum Limited, its affiliates or any other person as to its accuracy, completeness or correctness. Copyright 2017 PFL Petroleum Limited. All Rights Reserved