



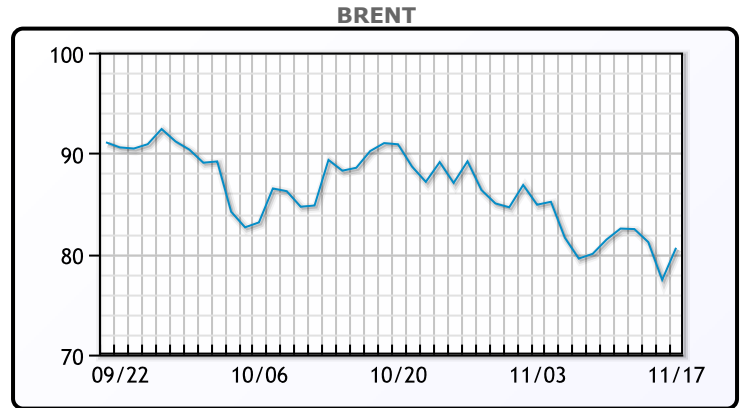
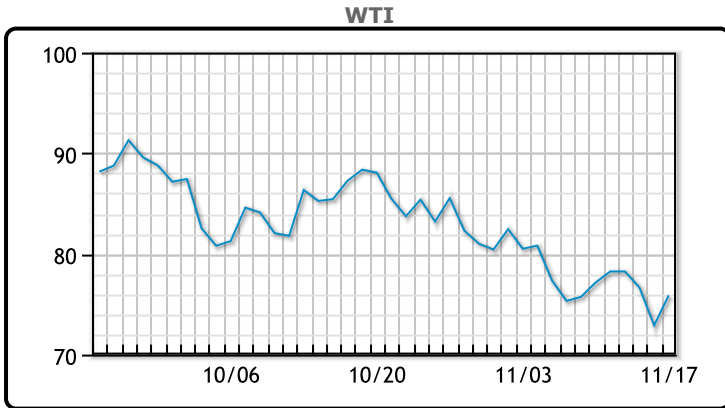
# MARKET DAILY

<https://www.pflpetroleum.com>  
 1865 Veterans Park Dr. Suite 303  
 Naples, Florida 34109  
 Phone: 239-390-2885  
 Fax: 239-949-0611  
 Nov 20, 2023 8:00 PM

Major Energy Futures		
	Settle	Change
Brent	82.32	1.71
Gas Oil	823	13.25
Natural Gas	2.882	-0.078
RBOB	222.6	4.15
ULSD	277.25	7.7
WTI	77.83	2.39

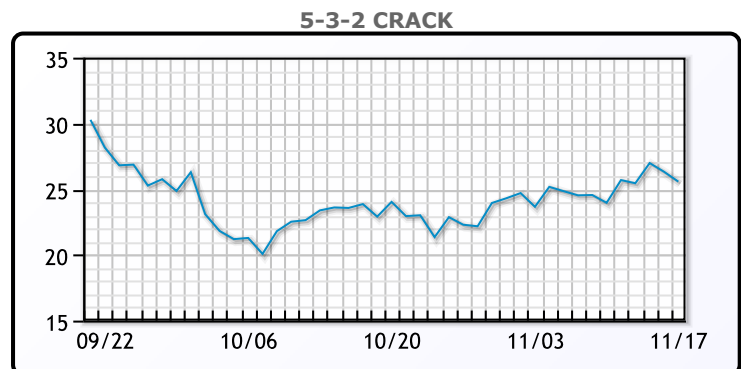
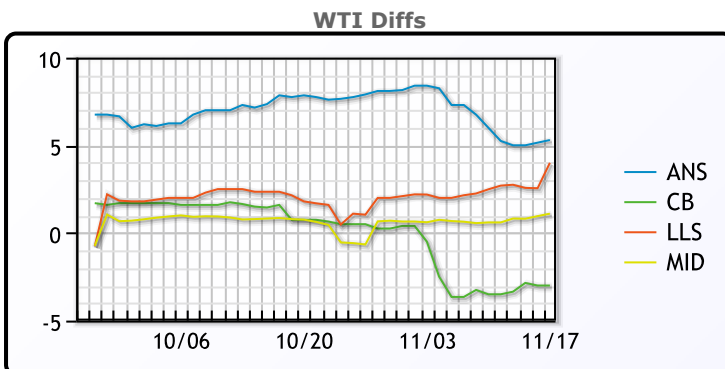
**Market Commentary**  
 Oil had a stronger session today boyed by expected OPEC+ production cuts. Both benchmarks have plunged for four straight weeks, but started to rebound on Friday, settling 4% higher on profit-taking and after three OPEC+ sources told Reuters that the producer group is set to consider whether to make additional supply cuts when it meets on Nov. 26. "The OPEC commentary signalling further cuts came right on cue," said John Kilduff, partner with Again Capital LLC. "I would expect any cut would be modest. The Saudis have cut so much production, I don't know how much more they can do." WTI traded up \$2.39 or 1.8% to close at \$77.83. Brent traded up \$1.71 or 2.1% to close at \$82.32.

## Crude & Product Markets



CRUDE			
	Last	Week Ago	Month Ago
ANS	82.9	83.51	96.35
BLS	74.6	74.76	89.4
LLS	81.1	79.23	90.35
Mid	78.79	77.47	89.21
WTI	77.6	78.26	88.75

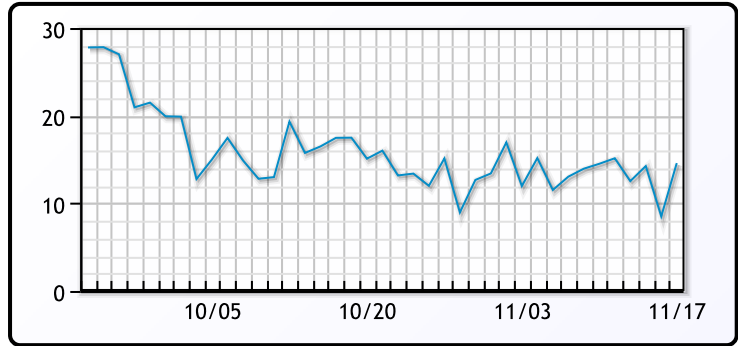
PRODUCTS			
	Last	Week Ago	Month Ago
Gulf RBOB	2.016	1.9943	2.2763
Gulf ULSD	2.584	2.6387	3.0292
NYH RBOB	2.271	2.2543	2.3971
NYH ULSD	2.8895	2.9237	3.1866
USGC 3%	70.07	69.09	81.37



**3-2-1 Crack**



**Gulf 3-2-1 Crack**



**NGLs**

**MB**

	Last	Week Ago	Month Ago
Butane	85.8	82.5	78.3
IsoButane	113.8	112.5	97.1
Natural Gasoline	150.1	148.8	161.5
Propane	65.8	63.3	67.5

**CONWAY**

	Last	Week Ago	Month Ago
Butane	100.1	93	86.3
IsoButane	124	127	117
Natural Gasoline	151	152	172.3
Propane	62.8	61.6	66.5

**MB NON**

	Last	Week Ago	Month Ago
Butane	90.8	85.5	81.3
IsoButane	113.8	112.5	97.1
Natural Gasoline	148.7	148.8	161.5
Propane	65.5	63.1	67.4

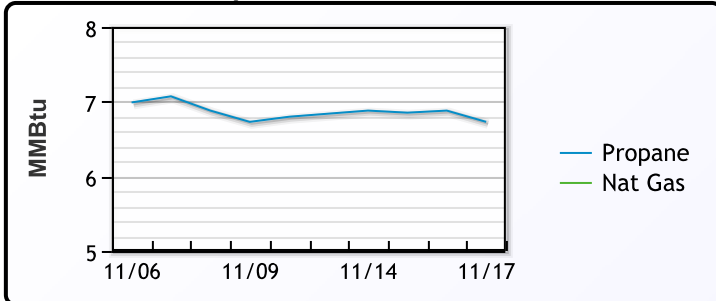
**EDMONTON**

	Last	Week Ago	Month Ago
Propane	50.8	49.6	52.5

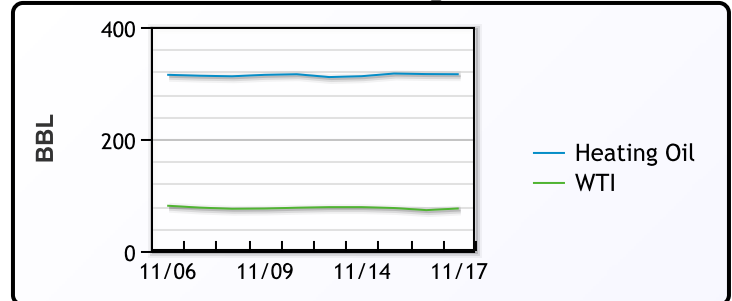
**SARNIA**

	Last	Week Ago	Month Ago
Propane	82.5	83	87.8

**Propane MT.B Tet vs Nat Gas**



**WTI vs Heating Oil**



**FX**

	Last	Change
CAD	1.3721	-0.0004
DXY	103.407	-0.031
Gold	1985.69	7.62

**RATES**

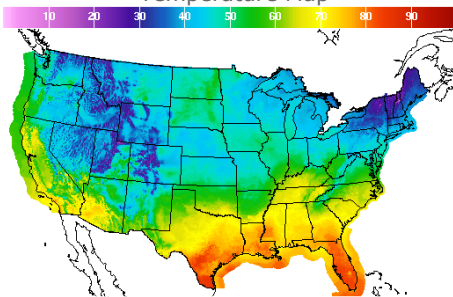
	Last	Change
US 2yr	4.9151	0.0042
US 10yr	4.4082	-0.0116
CAN 10yr	3.652	-0.026

**EQUITIES**

	Last	Change
Nasdaq	14284.53	159.05
TSX	1221.087	3.159
S&P 500	4547.38	33.36

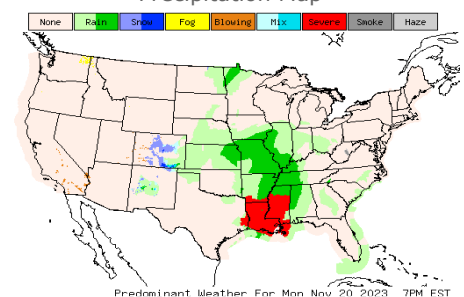
**Weather Data**

**Temperature Map**



City	HIGH °F	LOW °F
Calgary	37	31
Conway	53	37
Cushing	57	43
Denver	46	38
Houston	80	67
Mont Belvieu	78	65
Sarnia	38	31
Williston	46	35

**Precipitation Map**



This report has been prepared by PFL Petroleum Limited personnel for your information only and the views expressed are intended to provide market commentary and are not recommendations. This report is not an offer to sell or a solicitation of any offer to buy any security. The information contained herein has been compiled by PFL from sources believed to be reliable, but no representation or warranty, express or implied, is made by PFL Petroleum Limited, its affiliates or any other person as to its accuracy, completeness or correctness. Copyright 2017 PFL Petroleum Limited. All Rights Reserved