



MARKET DAILY

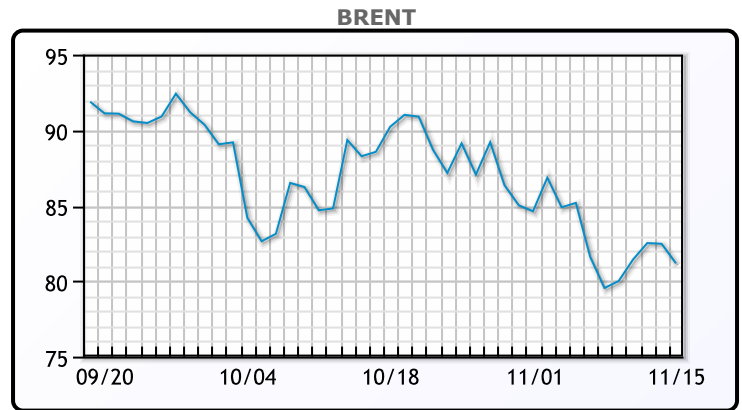
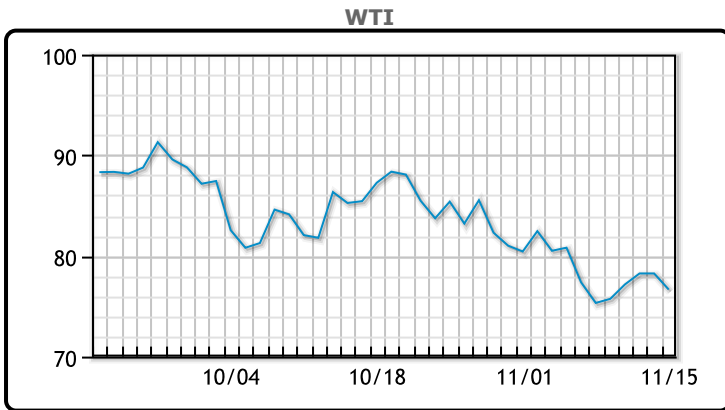
<https://www.pflpetroleum.com>
 1865 Veterans Park Dr. Suite 303
 Naples, Florida 34109
 Phone: 239-390-2885
 Fax: 239-949-0611
 Nov 15, 2023 7:08 PM

Major Energy Futures		
	Settle	Change
Brent	81.18	-1.29
Gas Oil	818	11.25
Natural Gas	3.19	0.084
RBOB	220.18	-2.1
ULSD	286.87	3.16
WTI	76.66	-1.6

Market Commentary

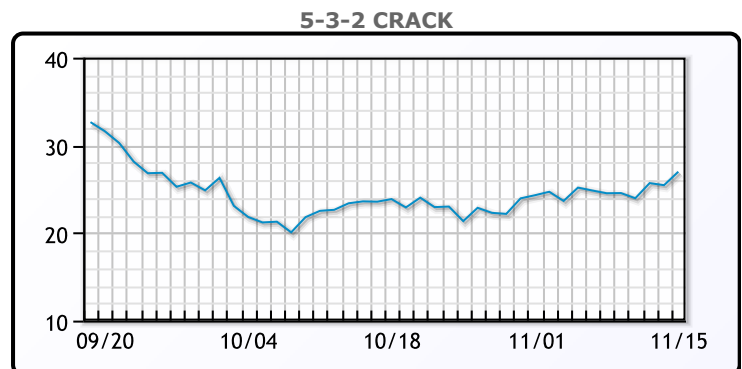
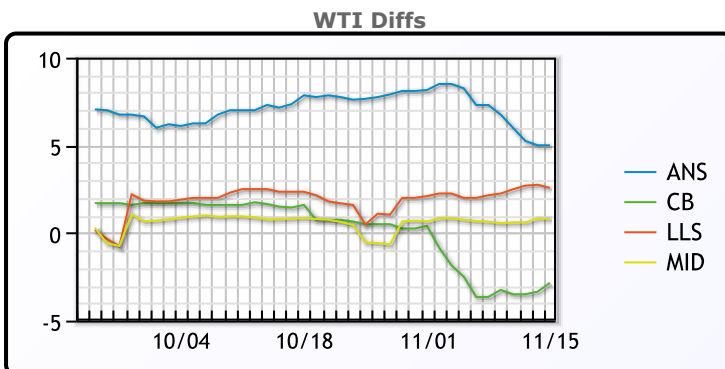
Oil prices tumbled today on the EIA report showing a larger than expected rise of crude inventories. Crude stocks rose by 3.6MM/bbls last week far exceeding expectations of a 1.8MM/bbl jump. "U.S. supply activity is headwind for the market, and U.S. is a problem for OPEC+," said John Kilduff, partner at Again Capital LLC in New York, adding he does not think Saudi Arabia can cut more output to boost prices. WTI moved into contango for the first time since July. On the product side gasoline showed strong demand with a surprise draw of 1.5MM/bbls while diesel inventories had a draw of 1.4MM/bbls. WTI traded down \$1.60 or -2% to close at \$76.66. Brent traded down \$1.29 or -1.6% to close at \$81.18.

Crude & Product Markets

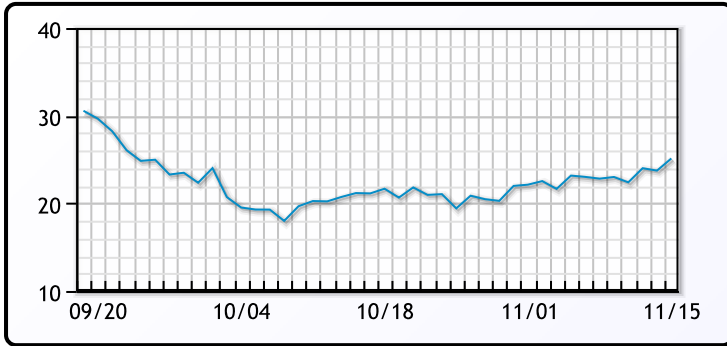


CRUDE			
	Last	Week Ago	Month Ago
ANS	81.66	82.63	95.04
BLS	73.81	71.68	89.14
LLS	79.23	79.66	90.04
Mid	77.47	77.77	88.51
WTI	76.66	75.33	87.69

PRODUCTS			
	Last	Week Ago	Month Ago
Gulf RBOB	1.9943	2.012	2.1728
Gulf ULSD	2.6387	2.5761	3.1367
NYH RBOB	2.2543	2.234	2.2908
NYH ULSD	2.9237	2.8181	3.23783
USGC 3%	69.09	69.56	77.04



3-2-1 Crack



Gulf 3-2-1 Crack



NGLs

MB

	Last	Week Ago	Month Ago
Butane	85.3	79.1	74.5
IsoButane	111.3	109	93.9
Natural Gasoline	146.8	142.5	158
Propane	63	62	70.5

CONWAY

	Last	Week Ago	Month Ago
Butane	96.8	91.3	85.1
IsoButane	127.3	127	120
Natural Gasoline	150.5	144	170
Propane	61.5	60.4	68.3

MB NON

	Last	Week Ago	Month Ago
Butane	88.3	82.1	79.3
IsoButane	111.3	109	93.9
Natural Gasoline	146.8	142.5	158
Propane	62.9	61.8	70.4

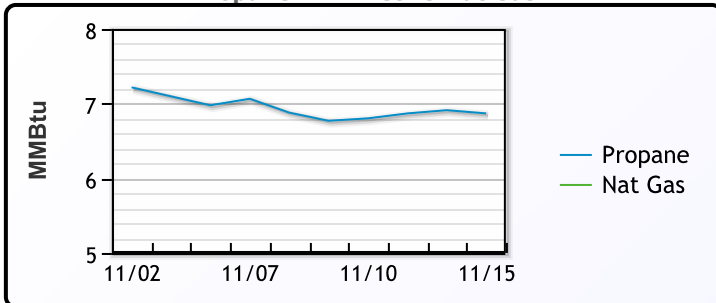
EDMONTON

	Last	Week Ago	Month Ago
Propane	50.5	47.4	53.3

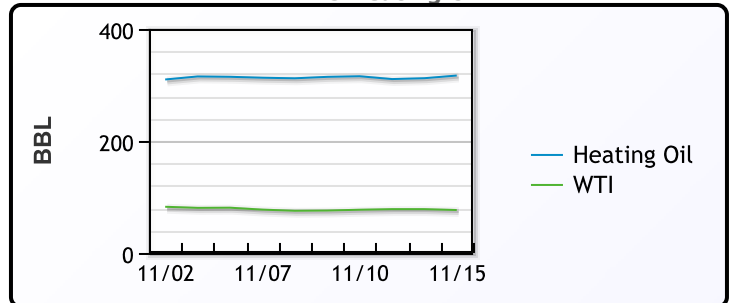
SARNIA

	Last	Week Ago	Month Ago
Propane	83	83	85.8

Propane MT.B Tet vs Nat Gas



WTI vs Heating Oil



FX

	Last	Change
CAD	1.368	-0.0003
DXY	104.394	0.341
Gold	1960.29	0.44

RATES

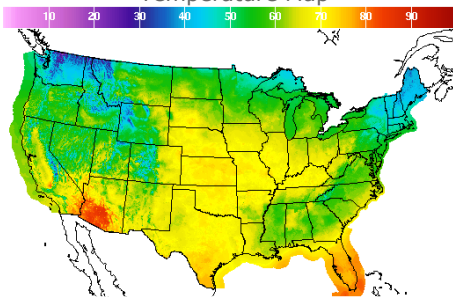
	Last	Change
US 2yr	4.897	-0.0148
US 10yr	4.5157	-0.0157
CAN 10yr	3.754	0.066

EQUITIES

	Last	Change
Nasdaq	14103.84	9.46
TSX	1208.83	2.687
S&P 500	4502.88	7.18

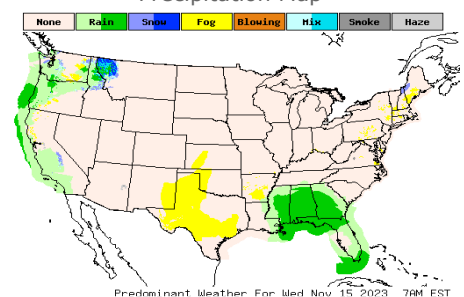
Weather Data

Temperature Map



City	HIGH °F	LOW °F
Calgary	34	28
Conway	50	34
Cushing	69	49
Denver	61	46
Houston	73	58
Mont Belvieu	70	53
Sarnia	56	40
Williston	52	36

Precipitation Map



This report has been prepared by PFL Petroleum Limited personnel for your information only and the views expressed are intended to provide market commentary and are not recommendations. This report is not an offer to sell or a solicitation of any offer to buy any security. The information contained herein has been compiled by PFL from sources believed to be reliable, but no representation or warranty, express or implied, is made by PFL Petroleum Limited, its affiliates or any other person as to its accuracy, completeness or correctness. Copyright 2017 PFL Petroleum Limited. All Rights Reserved