



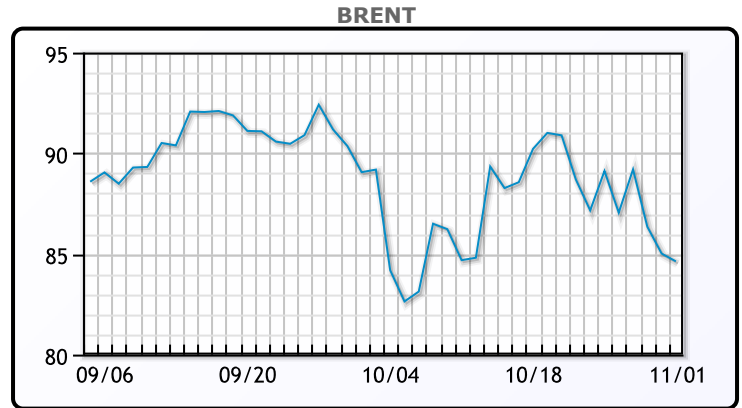
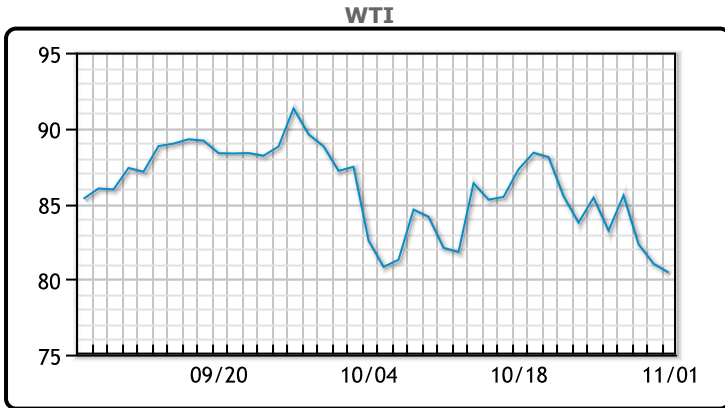
# MARKET DAILY

<https://www.pflpetroleum.com>  
 1865 Veterans Park Dr. Suite 303  
 Naples, Florida 34109  
 Phone: 239-390-2885  
 Fax: 239-949-0611  
 Nov 1, 2023 6:50 PM

Major Energy Futures		
	Settle	Change
Brent	84.63	-0.39
Gas Oil	893	16.75
Natural Gas	3.494	-0.081
RBOB	218.55	-3.18
ULSD	296.15	5.15
WTI	80.44	-0.58

**Market Commentary**  
 Oil prices fell today to settle at a three week low on a rising US dollar. The federal reserve met today, keeping the interest rates the same as expected. They did, however, keep the door open for future rate hikes noting the strength of the US economy. Today's settlement was the lowest since October 6th for Brent and Aug 28th for WTI with both settling below the 100 day moving average. "The oil market will remain fixated with the deteriorating demand outlook and if any of the latest developments with the Israel-Hamas war will lead to any supply disruptions," Moya at OANDA said. WTI traded down \$.58 or -.7% to close at \$80.44. Brent traded down \$.39 or 0.5% to close at \$84.63.

## Crude & Product Markets

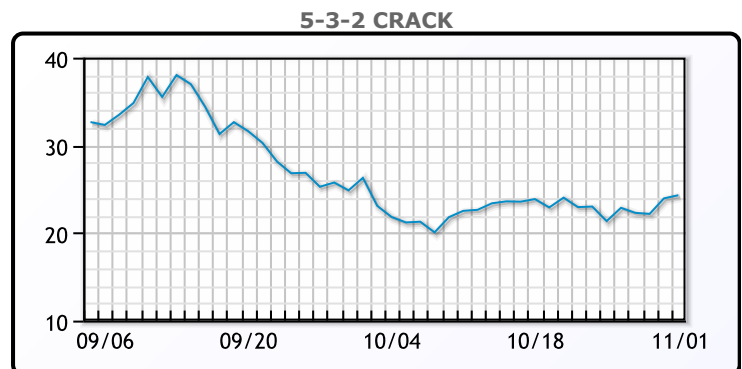
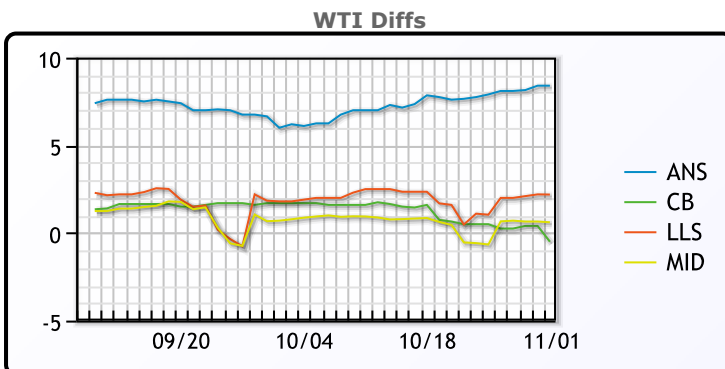


**CRUDE**

	Last	Week Ago	Month Ago
ANS	88.84	93.94	96.99
BLS	79.94	86.54	92.49
LLS	82.63	87.54	92.59
Mid	81.05	86.24	91.57
WTI	80.44	86.04	90.79

**PRODUCTS**

	Last	Week Ago	Month Ago
Gulf RBOB	2.0205	2.1252	2.3845
Gulf ULSD	2.8825	2.8912	3.2881
NYH RBOB	2.1905	2.319	2.3975
NYH ULSD	3.0585	3.0569	3.3661
USGC 3%	73.85	78.78	82.32



3-2-1 Crack



Gulf 3-2-1 Crack



NGLs

MB

	Last	Week Ago	Month Ago
Butane	83	77.75	73.5
IsoButane	111	101.75	97.75
Natural Gasoline	149	156.5	165.4
Propane	66	66.125	72.125

CONWAY

	Last	Week Ago	Month Ago
Butane	91	86	88
IsoButane	125	119	109
Natural Gasoline	158	171	186
Propane	64.25	64	68.75

MB NON

	Last	Week Ago	Month Ago
Butane	86	80.75	87.5
IsoButane	111	101.75	97.75
Natural Gasoline	149.25	157.75	164.75
Propane	66.1	65.9	71.9

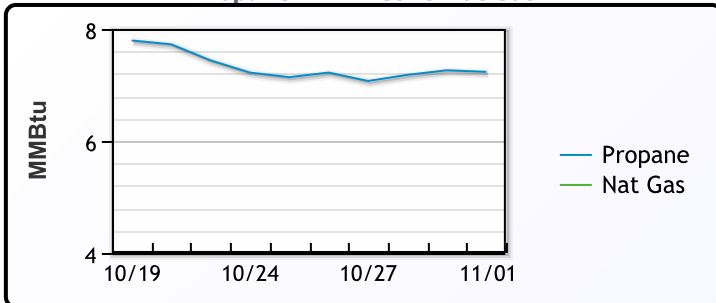
EDMONTON

	Last	Week Ago	Month Ago
Propane	51.1	51.3	52.9

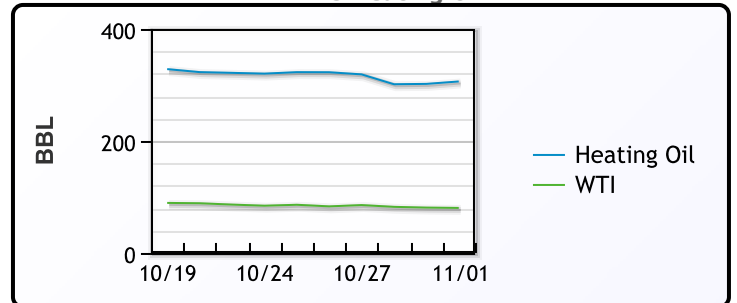
SARNIA

	Last	Week Ago	Month Ago
Propane	84	82	85

Propane MT.B Tet vs Nat Gas



WTI vs Heating Oil



FX

	Last	Change
CAD	1.3847	-0.0009
DXY	106.884	0.221
Gold	1984	1.47

RATES

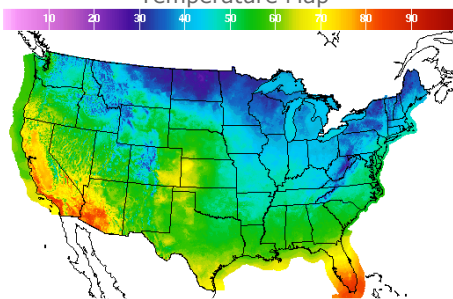
	Last	Change
US 2yr	4.9436	-0.1437
US 10yr	4.7341	-0.1966
CAN 10yr	3.921	-0.143

EQUITIES

	Last	Change
Nasdaq	13061.47	210.23
TSX	1145.625	12.7
S&P 500	4237.86	44.06

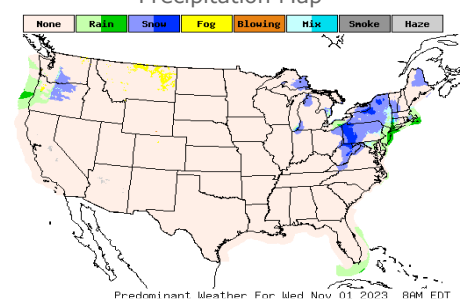
Weather Data

Temperature Map



City	HIGH °F	LOW °F
Calgary	43	19
Conway	30	11
Cushing	55	29
Denver	57	37
Houston	61	46
Mont Belvieu	60	40
Sarnia	40	30
Williston	31	17

Precipitation Map



This report has been prepared by PFL Petroleum Limited personnel for your information only and the views expressed are intended to provide market commentary and are not recommendations. This report is not an offer to sell or a solicitation of any offer to buy any security. The information contained herein has been compiled by PFL from sources believed to be reliable, but no representation or warranty, express or implied, is made by PFL Petroleum Limited, its affiliates or any other person as to its accuracy, completeness or correctness. Copyright 2017 PFL Petroleum Limited. All Rights Reserved