



MARKET DAILY

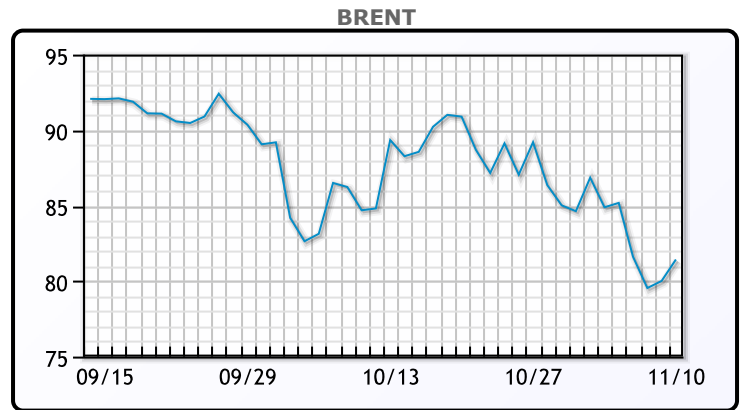
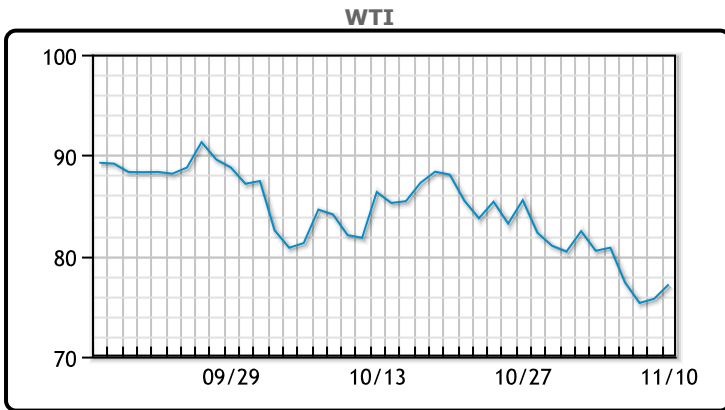
<https://www.pflpetroleum.com>
 1865 Veterans Park Dr. Suite 303
 Naples, Florida 34109
 Phone: 239-390-2885
 Fax: 239-949-0611
 Nov 10, 2023 8:28 PM

Major Energy Futures		
	Settle	Change
Brent	81.43	1.42
Gas Oil	791.5	-20.5
Natural Gas	3.033	-0.065
RBOB	218.95	3.23
ULSD	274.31	-3.01
WTI	77.17	1.43

Market Commentary

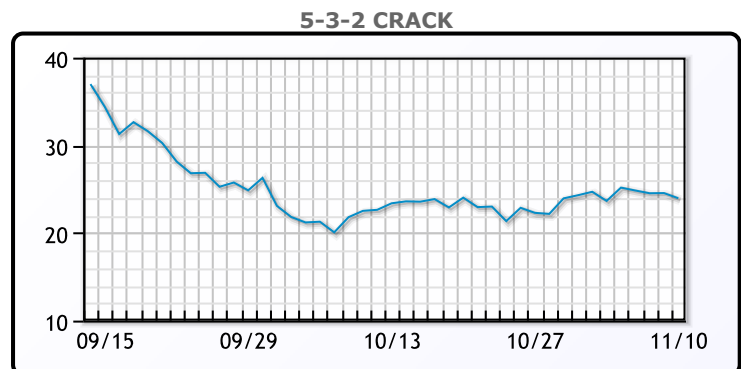
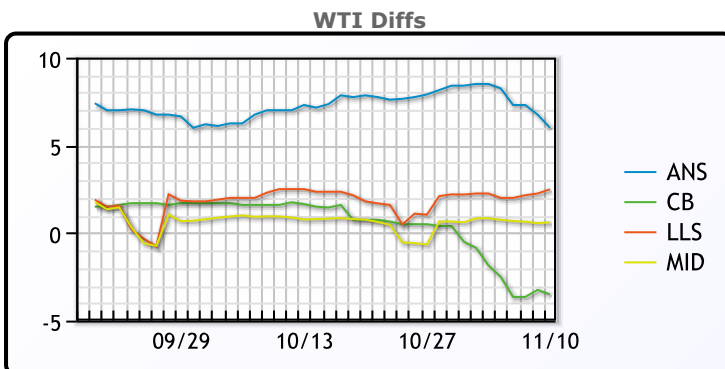
Oil prices were higher today gaining about 2% as Iraq voiced its support for OPEC+'s oil cuts ahead of the meeting a couple weeks from now. This caused some speculators to cover massive short positions. "This was the perfect technical storm. We came into this week with an almost record short position and now we're seeing some short covering going into the weekend," said Phil Flynn, an analyst at Price Futures Group. Despite today's rally prices were still lower about 4% week over week. Both Brent and WTI notched their third straight weekly losses for the first time since May, although they are now in technically oversold territory. WTI traded up \$1.43 or 1.9% to close at \$77.17. Brent traded up \$1.42 or 1.8% to close at \$81.43.

Crude & Product Markets

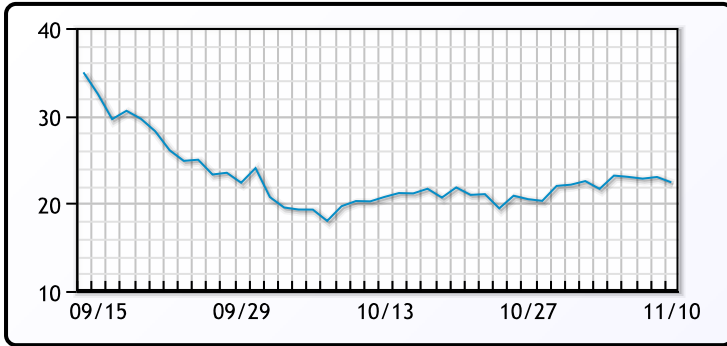


CRUDE			
	Last	Week Ago	Month Ago
ANS	83.17	89.01	92.97
BLS	73.67	78.66	87.72
LLS	79.66	82.76	88.47
Mid	77.77	81.35	86.85
WTI	77.17	80.51	85.97

PRODUCTS			
	Last	Week Ago	Month Ago
Gulf RBOB	2.012	2.051	2.1846
Gulf ULSD	2.5761	2.8323	2.9641
NYH RBOB	2.234	2.209	2.2874
NYH ULSD	2.8181	3.0063	3.0626
USGC 3%	69.56	74.25	76.02



3-2-1 Crack



Gulf 3-2-1 Crack



NGLs

MB

	Last	Week Ago	Month Ago
Butane	84	81.9	74.8
IsoButane	106	121.5	90.3
Natural Gasoline	147.1	148.8	156.5
Propane	62.9	63.9	69

CONWAY

	Last	Week Ago	Month Ago
Butane	92.1	90.8	81
IsoButane	127	130	115
Natural Gasoline	153	152.5	168
Propane	61.3	62.8	66.3

MB NON

	Last	Week Ago	Month Ago
Butane	84	84.9	78.8
IsoButane	106	121.5	90.3
Natural Gasoline	147.1	148.8	156.5
Propane	62.8	63.9	68.9

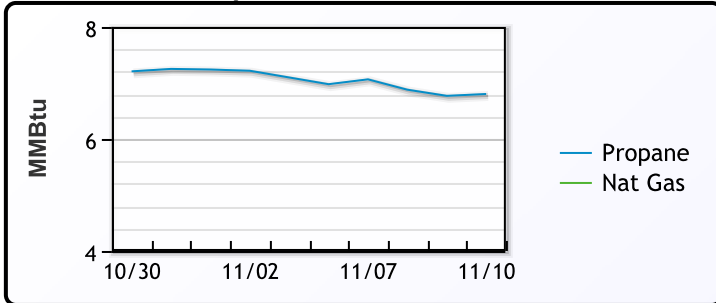
EDMONTON

	Last	Week Ago	Month Ago
Propane	49.3	49.8	50.3

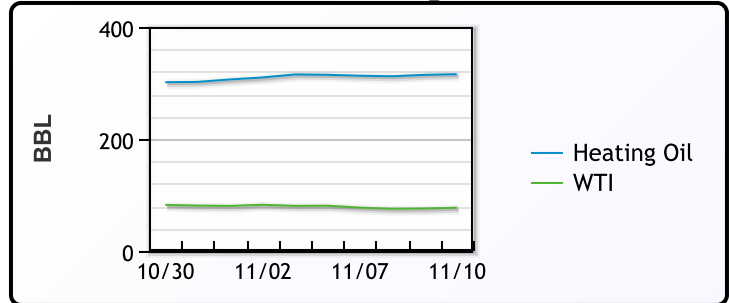
SARNIA

	Last	Week Ago	Month Ago
Propane	83	83	84.3

Propane MT.B Tet vs Nat Gas



WTI vs Heating Oil



FX

	Last	Change
CAD	1.3801	-0.0007
DXY	105.861	-0.049
Gold	1940.2	-18.35

RATES

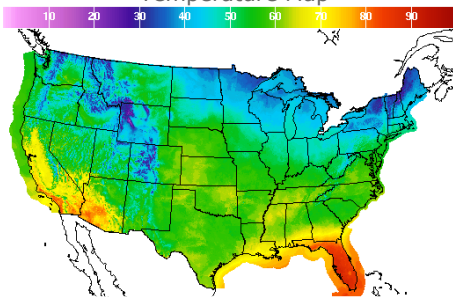
	Last	Change
US 2yr	5.0623	0.0421
US 10yr	4.6518	0.0277
CAN 10yr	3.85	-0.001

EQUITIES

	Last	Change
Nasdaq	13798.11	276.66
TSX	1184.037	3.426
S&P 500	4415.24	67.89

Weather Data

Temperature Map



City	HIGH °F	LOW °F
Calgary	46	30
Conway	33	26
Cushing	61	42
Denver	51	35
Houston	70	56
Mont Belvieu	69	56
Sarnia	49	39
Williston	41	26

Precipitation Map

