



MARKET DAILY

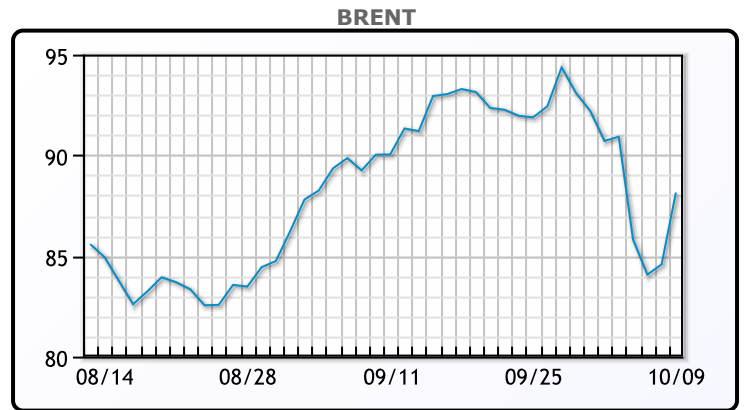
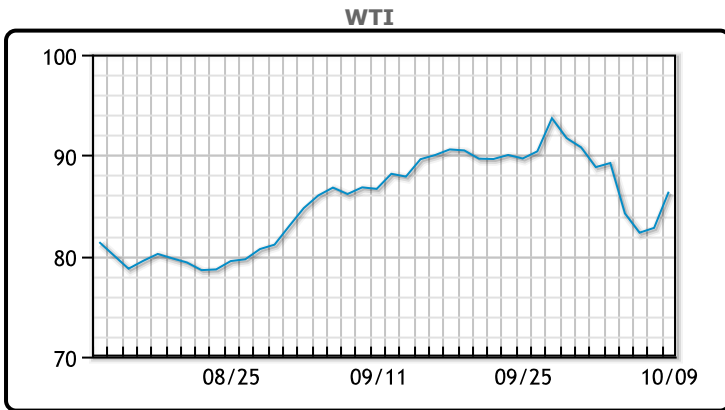
<https://www.pflpetroleum.com>
 1865 Veterans Park Dr. Suite 303
 Naples, Florida 34109
 Phone: 239-390-2885
 Fax: 239-949-0611
 Oct 9, 2023 7:04 PM

Major Energy Futures		
	Settle	Change
Brent	88.15	-2.57
Gas Oil	891.25	-0.25
Natural Gas	3.376	0.038
RBOB	223.81	4.59
ULSD	296.66	6.58
WTI	86.38	-3.59

Market Commentary

Oil prices surged today, recouping some of last weeks losses as tensions in the middle east cause fears of a wider conflict potentially disrupting oil flows. "The most serious outcome for crude is that the conflict escalates into a more devastating proxy war which could affect crude supply," said Rebecca Babin, senior energy trader at CIBC Private Wealth US. Analysts suggested the implications of the conflict could include a potential slowdown in Iranian exports, which have grown significantly this year, despite U.S. sanctions. WTI traded down \$3.59 or -4.3% to close at \$86.38. Brent traded down \$2.57 or -4.2% to close at \$88.15.

Crude & Product Markets

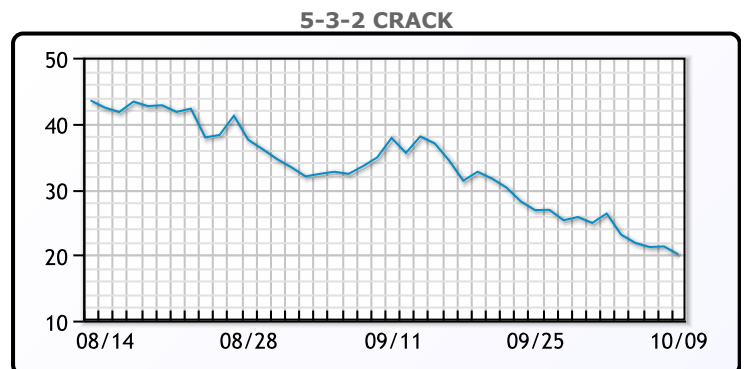
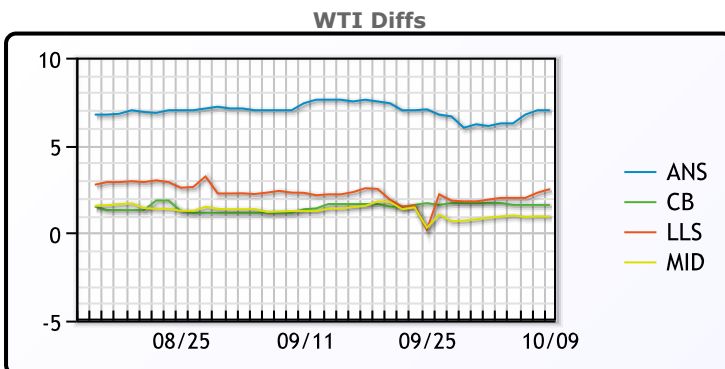


CRUDE

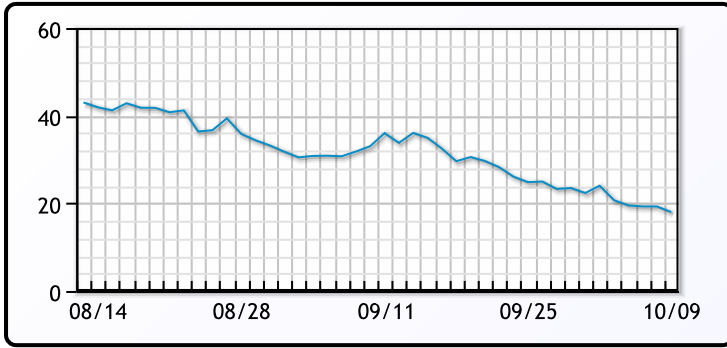
	Last	Week Ago	Month Ago
ANS	93.38	94.92	95.11
BLS	87.98	90.52	88.91
LLS	88.88	86.22	89.66
Mid	87.32	85.22	88.76
WTI	86.38	88.82	87.51

PRODUCTS

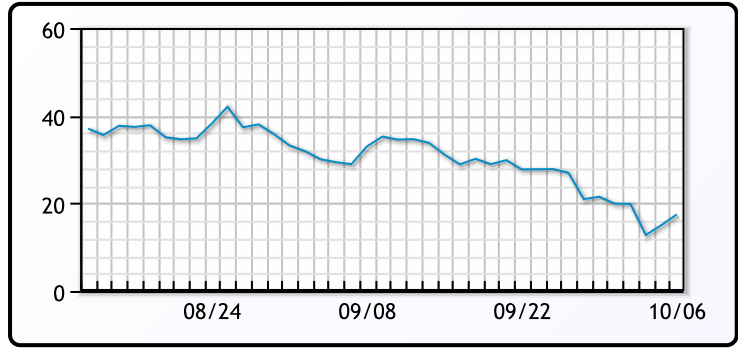
	Last	Week Ago	Month Ago
Gulf RBOB	2.1756	2.1525	2.6087
Gulf ULSD	2.9166	2.9913	3.2461
NYH RBOB	2.2611	2.2355	2.8637
NYH ULSD	3.02285	3.0828	3.3281
USGC 3%	75.625	75.125	83.625



3-2-1 Crack



Gulf 3-2-1 Crack



NGLs

MB

	Last	Week Ago	Month Ago
Butane	74.1	75	82.3
IsoButane	91.1	102.6	94.8
Natural Gasoline	157.8	163	169
Propane	69.1	71.5	75.8

CONWAY

	Last	Week Ago	Month Ago
Butane	81.1	87.8	87.5
IsoButane	112	113	106
Natural Gasoline	173	175.5	175.5
Propane	66.4	68.8	74.8

MB NON

	Last	Week Ago	Month Ago
Butane	78.1	85	89.8
IsoButane	91.1	102.6	94.8
Natural Gasoline	157.8	163	169
Propane	68.9	71.3	75.6

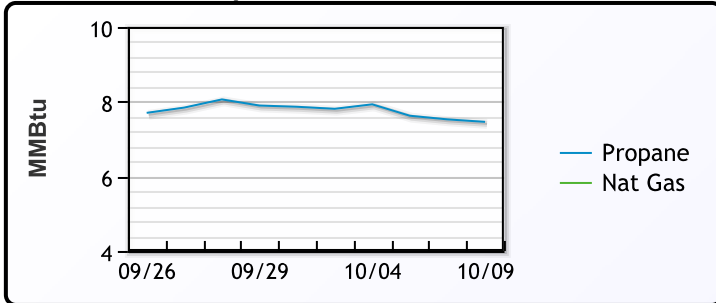
EDMONTON

	Last	Week Ago	Month Ago
Propane	50.4	54.8	59.8

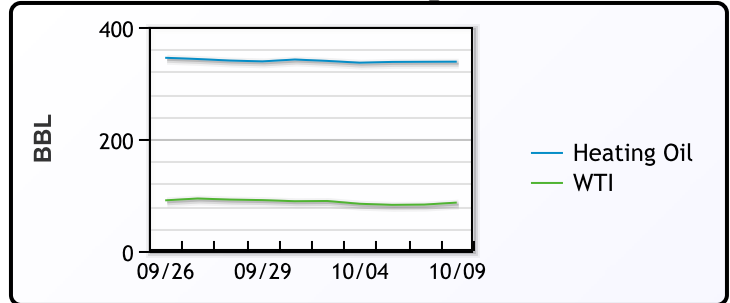
SARNIA

	Last	Week Ago	Month Ago
Propane	86.5	86.5	87.5

Propane MT.B Tet vs Nat Gas



WTI vs Heating Oil



FX

	Last	Change
CAD	1.3591	0.0001
DXY	106.083	0.039
Gold	1861.08	-0.33

RATES

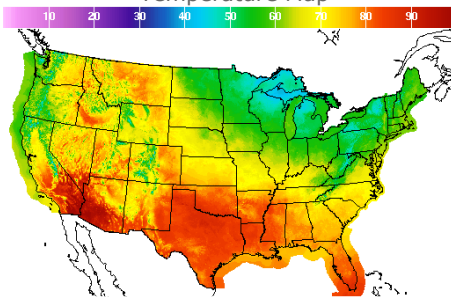
	Last	Change
US 2yr	5.0813	0
US 10yr	4.8009	0
CAN 10yr	4.156	0

EQUITIES

	Last	Change
Nasdaq	13484.24	52.9
TSX	1154.14	5.114
S&P 500	4335.66	27.16

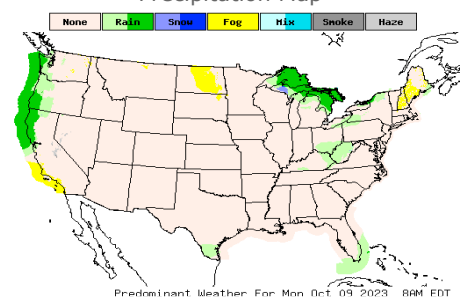
Weather Data

Temperature Map



City	HIGH °F	LOW °F
Calgary	76	49
Conway	52	38
Cushing	77	56
Denver	76	55
Houston	82	64
Mont Belvieu	79	61
Sarnia	52	39
Williston	64	45

Precipitation Map



This report has been prepared by PFL Petroleum Limited personnel for your information only and the views expressed are intended to provide market commentary and are not recommendations. This report is not an offer to sell or a solicitation of any offer to buy any security. The information contained herein has been compiled by PFL from sources believed to be reliable, but no representation or warranty, express or implied, is made by PFL Petroleum Limited, its affiliates or any other person as to its accuracy, completeness or correctness. Copyright 2017 PFL Petroleum Limited. All Rights Reserved