



MARKET DAILY

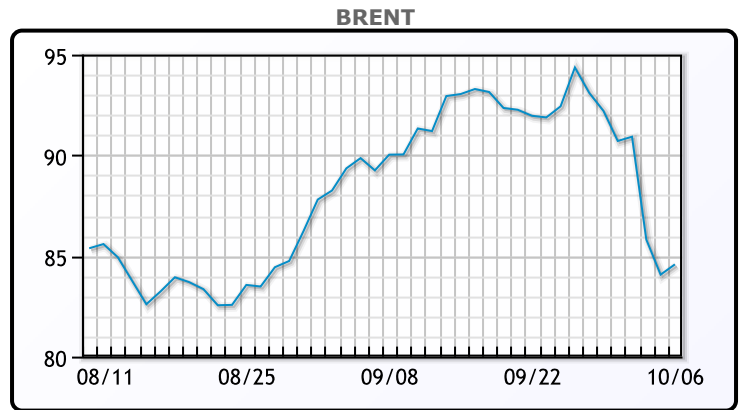
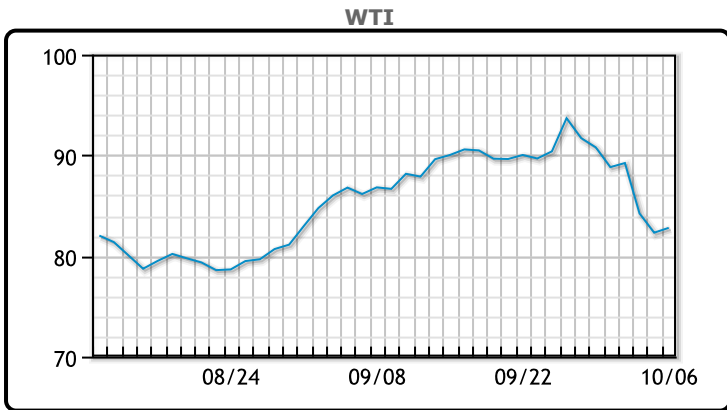
<https://www.pflpetroleum.com>
 1865 Veterans Park Dr. Suite 303
 Naples, Florida 34109
 Phone: 239-390-2885
 Fax: 239-949-0611
 Oct 6, 2023 9:58 PM

Major Energy Futures		
	Settle	Change
Brent	84.58	0.51
Gas Oil	868.25	-50.75
Natural Gas	3.338	0.204
RBOB	219.22	-0.9
ULSD	290.08	-14.91
WTI	82.79	0.48

Market Commentary

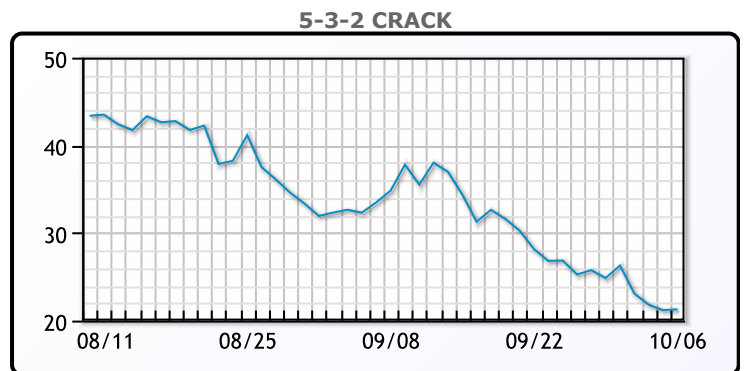
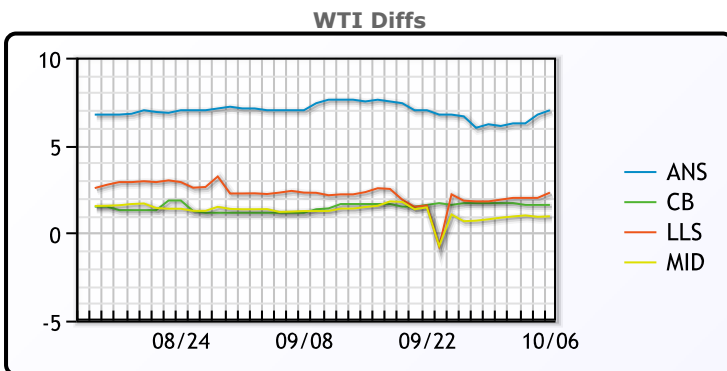
Oil prices managed a gain today but still suffered steep losses week over week, with the largest weekly decline since March. Brent posted a weekly decline of 11% while WTI posted a drop of 8%. US job growth surprised to the upside, far exceeding analysts forecasts and increasing worries of further rate hikes. "Today's (jobs) number keeps alive the prospect of another rate hike and certainly backs the Federal Reserve's argument on the need for interest rates to stay higher for longer," ING analysts said in a note. WTI traded up \$.48 to close at \$82.79. Brent traded up \$.51 to close at \$84.58

Crude & Product Markets

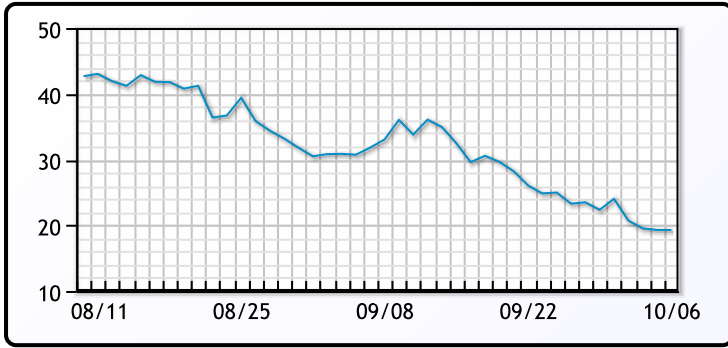


CRUDE			
	Last	Week Ago	Month Ago
ANS	89.79	96.99	94.54
BLS	84.39	92.49	88.69
LLS	85.09	92.59	89.84
Mid	83.74	91.57	88.79
WTI	82.79	90.79	87.54

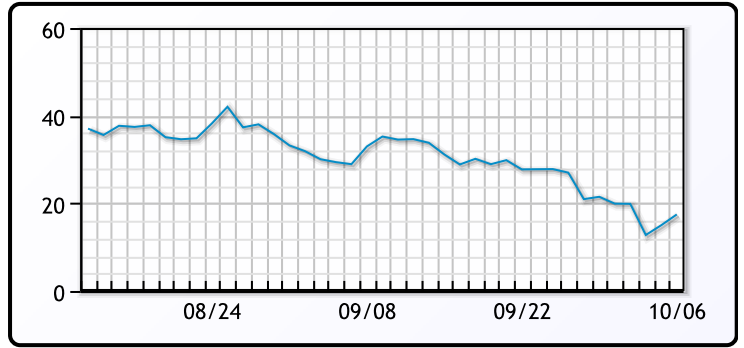
PRODUCTS			
	Last	Week Ago	Month Ago
Gulf RBOB	2.1422	2.3845	2.5361
Gulf ULSD	2.8563	3.2881	3.1317
NYH RBOB	2.2182	2.3975	2.8214
NYH ULSD	2.95193	3.3661	3.2196
USGC 3%	72.125	80.625	84.625



3-2-1 Crack



Gulf 3-2-1 Crack



NGLs

MB

	Last	Week Ago	Month Ago
Butane	67	75.3	64.3
IsoButane	89	96.4	94.1
Natural Gasoline	153.5	165.4	167.8
Propane	68.3	72	73.4

CONWAY

	Last	Week Ago	Month Ago
Butane	80.5	86.6	87.5
IsoButane	116	109	107.5
Natural Gasoline	169	186.5	174
Propane	66	69.5	73

MB NON

	Last	Week Ago	Month Ago
Butane	77	87.3	89.3
IsoButane	89	96.4	94.1
Natural Gasoline	153.5	165.4	167.8
Propane	68.1	71.9	73.4

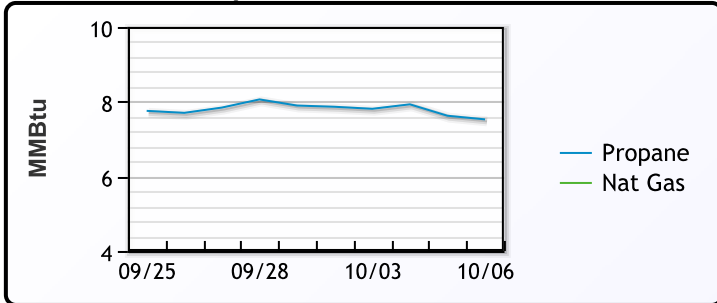
EDMONTON

	Last	Week Ago	Month Ago
Propane	49.5	52.9	58

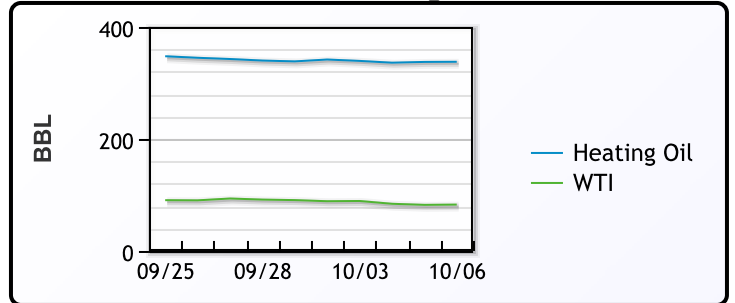
SARNIA

	Last	Week Ago	Month Ago
Propane	86.5	85	86.5

Propane MT.B Tet vs Nat Gas



WTI vs Heating Oil



FX

	Last	Change
CAD	1.3661	-0.0044
DXY	106.044	-0.288
Gold	1833.01	12.71

RATES

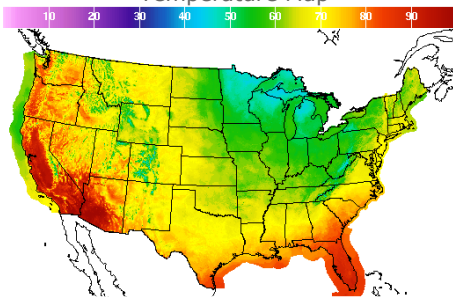
	Last	Change
US 2yr	5.0813	0.063
US 10yr	4.8009	0.0824
CAN 10yr	4.156	0.023

EQUITIES

	Last	Change
Nasdaq	13431.34	211.51
TSX	1154.14	5.114
S&P 500	4308.5	50.31

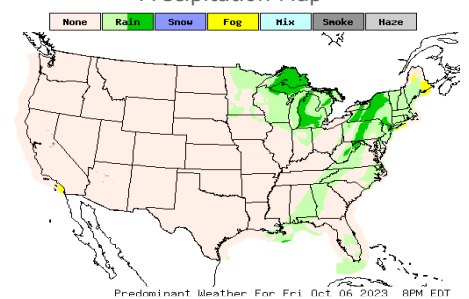
Weather Data

Temperature Map



City	HIGH °F	LOW °F
Calgary	66	34
Conway	46	41
Cushing	69	50
Denver	57	46
Houston	86	71
Mont Belvieu	84	67
Sarnia	66	52
Williston	48	33

Precipitation Map



This report has been prepared by PFL Petroleum Limited personnel for your information only and the views expressed are intended to provide market commentary and are not recommendations. This report is not an offer to sell or a solicitation of any offer to buy any security. The information contained herein has been compiled by PFL from sources believed to be reliable, but no representation or warranty, express or implied, is made by PFL Petroleum Limited, its affiliates or any other person as to its accuracy, completeness or correctness. Copyright 2017 PFL Petroleum Limited. All Rights Reserved