



MARKET DAILY

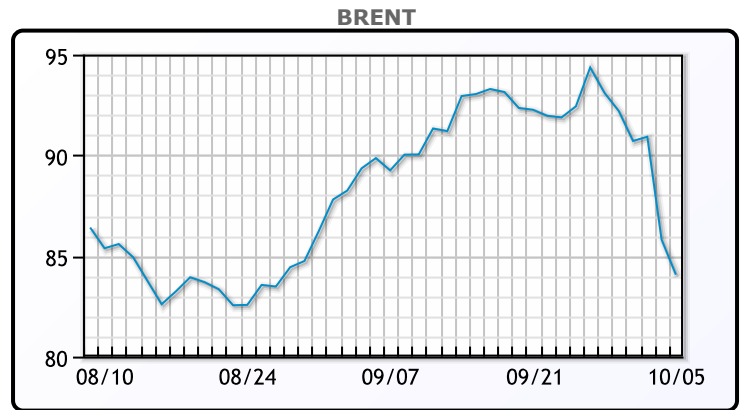
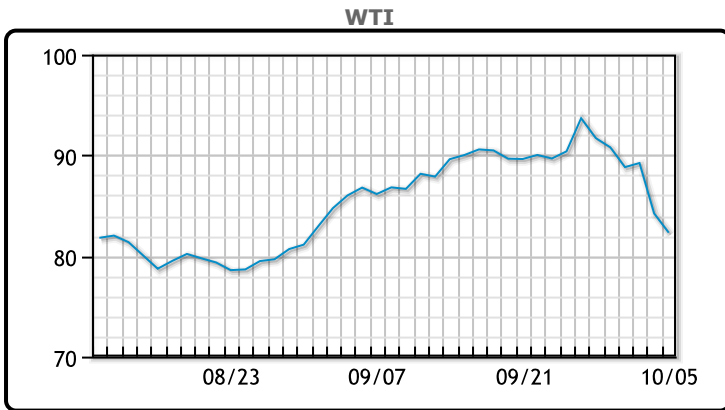
<https://www.pflpetroleum.com>
 1865 Veterans Park Dr. Suite 303
 Naples, Florida 34109
 Phone: 239-390-2885
 Fax: 239-949-0611
 Oct 5, 2023 7:04 PM

Major Energy Futures		
	Settle	Change
Brent	84.07	-1.74
Gas Oil	868.5	-31.75
Natural Gas	3.166	0.204
RBOB	218.9	-0.9
ULSD	286.87	-14.91
WTI	82.31	-1.91

Market Commentary

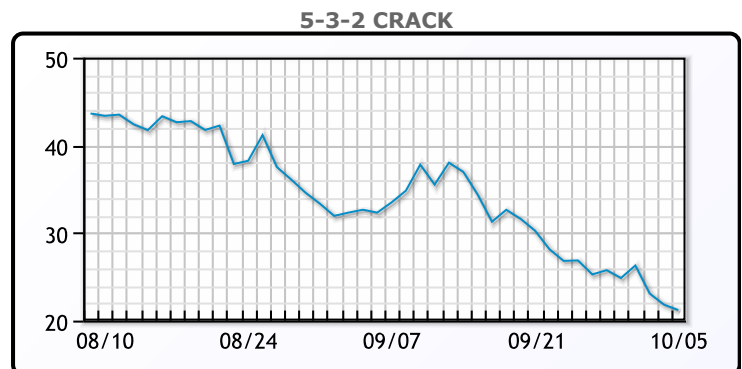
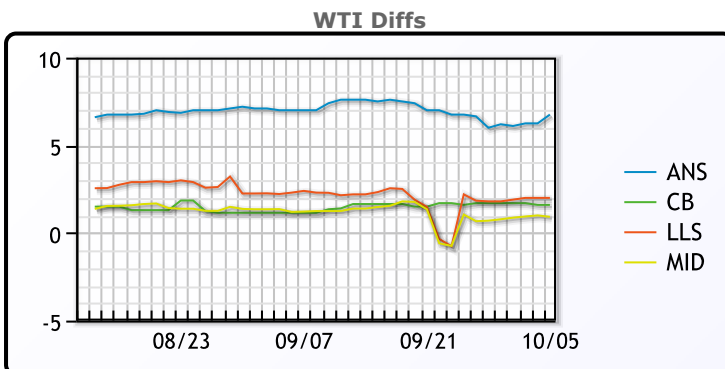
Oil prices were lower again today extending yesterday's losses as worries about fuel demand are outweighing OPEC+'s decision to main oil output cuts. Brent and WTI have declined about \$10/bbl in less than 10 days. "This is typical speculative trading activity - trying to make the best out of a bad situation after the bloodbath on Wednesday, and they (market participants) are trying to pick the bottom," said Bob Yawger, director of energy futures at Mizuho. Long positions established in anticipation of \$100 a barrel are also being liquidated. U.S. heating oil futures fell more than 5% on expectations that a Russian fuel export ban introduced last month would be lifted soon and supply disruptions would be less severe than markets had anticipated. WTI traded down \$1.91 or -2.3% to close at \$82.31. Brent traded down \$1.74 or -2.03% to close at \$84.07.

Crude & Product Markets

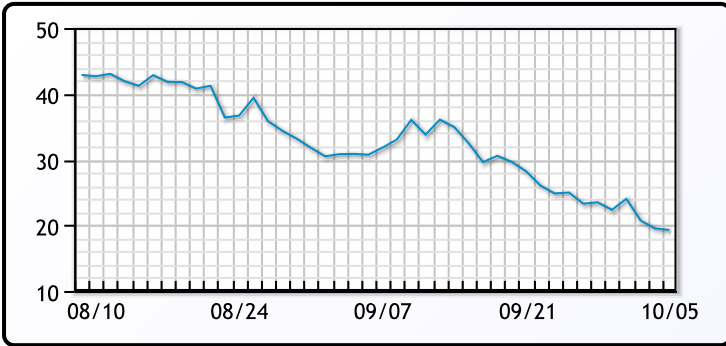


CRUDE			
	Last	Week Ago	Month Ago
ANS	89.06	97.71	93.69
BLS	83.91	93.41	87.84
LLS	84.31	92.59	89.09
Mid	83.23	91.57	87.91
WTI	82.31	91.71	86.69

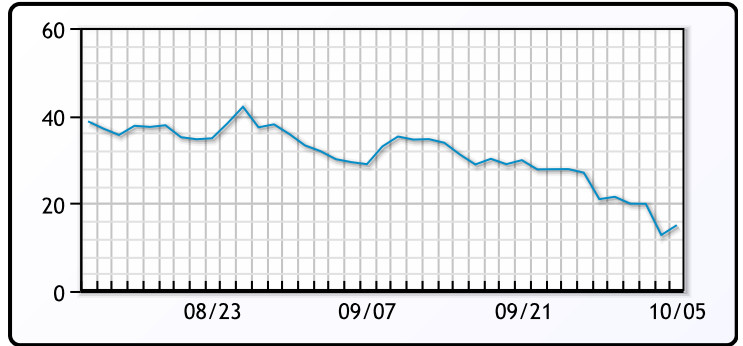
PRODUCTS			
	Last	Week Ago	Month Ago
Gulf RBOB	2.1405	2.3845	2.5345
Gulf ULSD	2.8262	3.2881	3.1651
NYH RBOB	2.2265	2.3975	2.8085
NYH ULSD	2.92795	3.3661	3.2521
USGC 3%	71.375	82.625	83.875



3-2-1 Crack



Gulf 3-2-1 Crack



NGLs

MB

	Last	Week Ago	Month Ago
Butane	68.6	76.1	65.8
IsoButane	93.6	96.6	99.8
Natural Gasoline	153	168.5	166
Propane	68.9	72.3	73.3

CONWAY

	Last	Week Ago	Month Ago
Butane	81.1	88.1	89
IsoButane	115	109	114
Natural Gasoline	167	190	172
Propane	67	68.8	72.5

MB NON

	Last	Week Ago	Month Ago
Butane	78.6	88.1	90.8
IsoButane	93.6	96.6	99.8
Natural Gasoline	154	168.5	166
Propane	68.8	72	73.3

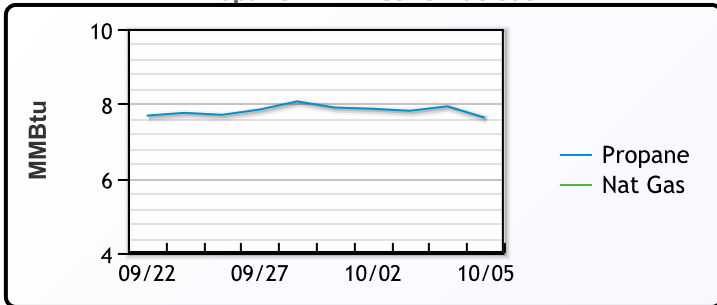
EDMONTON

	Last	Week Ago	Month Ago
Propane	50.5	52.8	57.5

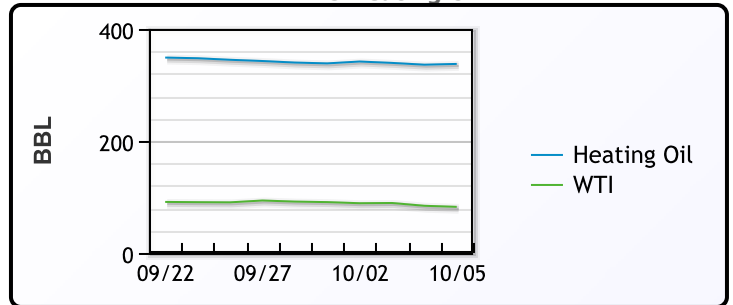
SARNIA

	Last	Week Ago	Month Ago
Propane	86.5	85	86.5

Propane MT.B Tet vs Nat Gas



WTI vs Heating Oil



FX

	Last	Change
CAD	1.3706	0.0001
DXY	106.332	-0.467
Gold	1822.6	2.3

RATES

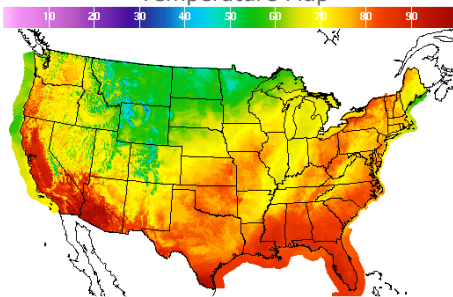
	Last	Change
US 2yr	5.0183	-0.0335
US 10yr	4.7185	-0.0144
CAN 10yr	4.133	-0.019

EQUITIES

	Last	Change
Nasdaq	13219.83	-16.18
TSX	1149.026	6.124
S&P 500	4258.19	-5.56

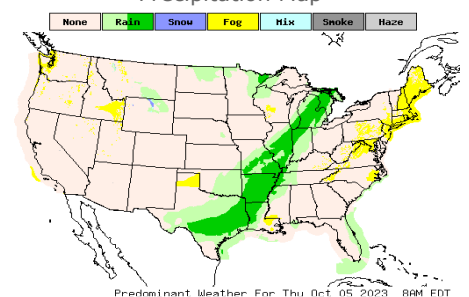
Weather Data

Temperature Map



City	HIGH °F	LOW °F
Calgary	49	37
Conway	55	45
Cushing	80	63
Denver	68	55
Houston	79	70
Mont Belvieu	78	69
Sarnia	73	62
Williston	52	41

Precipitation Map



This report has been prepared by PFL Petroleum Limited personnel for your information only and the views expressed are intended to provide market commentary and are not recommendations. This report is not an offer to sell or a solicitation of any offer to buy any security. The information contained herein has been compiled by PFL from sources believed to be reliable, but no representation or warranty, express or implied, is made by PFL Petroleum Limited, its affiliates or any other person as to its accuracy, completeness or correctness. Copyright 2017 PFL Petroleum Limited. All Rights Reserved