



MARKET DAILY

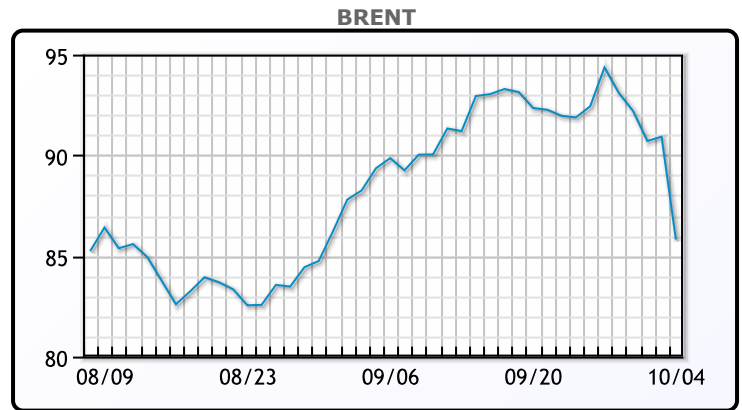
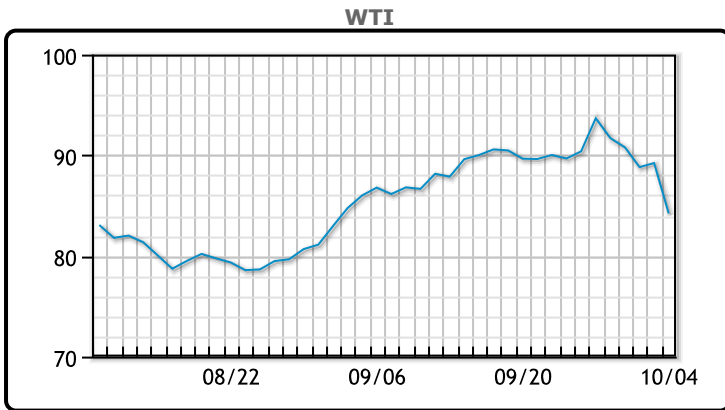
<https://www.pflpetroleum.com>
 1865 Veterans Park Dr. Suite 303
 Naples, Florida 34109
 Phone: 239-390-2885
 Fax: 239-949-0611
 Oct 4, 2023 6:45 PM

Major Energy Futures		
	Settle	Change
Brent	85.81	-5.11
Gas Oil	919.25	-18.75
Natural Gas	2.962	0.013
RBOB	219.8	-16.21
ULSD	301.78	-17.76
WTI	84.22	-5.01

Market Commentary

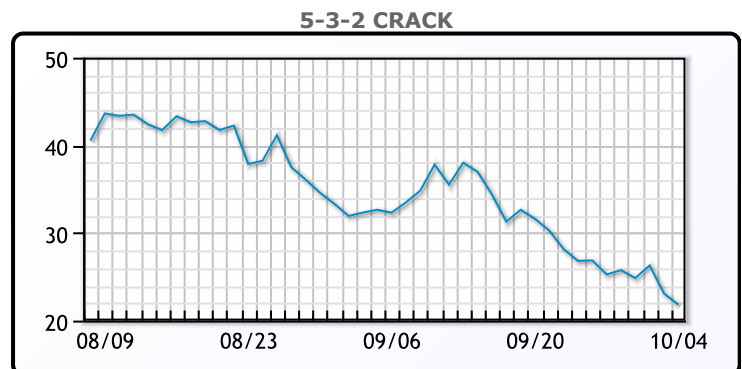
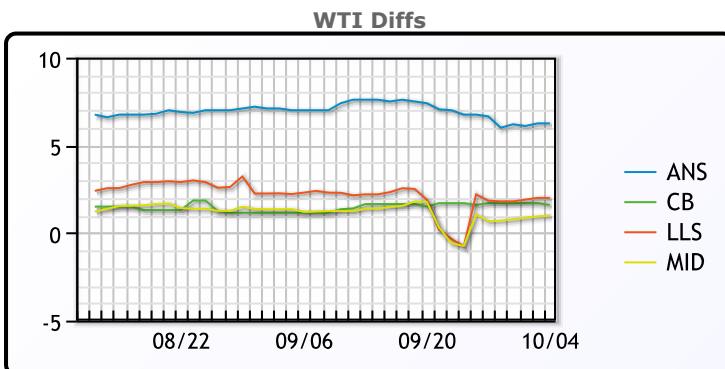
Oil prices tanked today falling more than 5.5% as fuel demand destruction and a bleaker macroeconomic picture took center stage. Finished motor gasoline supplied, a proxy for demand, fell last week to about 8 million bpd, its lowest since the start of this year. Some of that lost demand could be attributed to torrential rainstorms in the northwest. Seasonally, U.S. gasoline consumption is at the lowest level in 22 years, according to commodity analysts at JP Morgan. Meanwhile gasoline inventories rose by 6.5MM/bbls, far in excess of the 200K bbl rise expected. Crude stocks fell by 2.2MM/bbls and crack spreads were down to the lowest in 1.5 years. WTI traded down \$5.01 or -5.6% to close at \$84.22. Brent traded down \$5.11 or -5.6% to close at \$85.81.

Crude & Product Markets

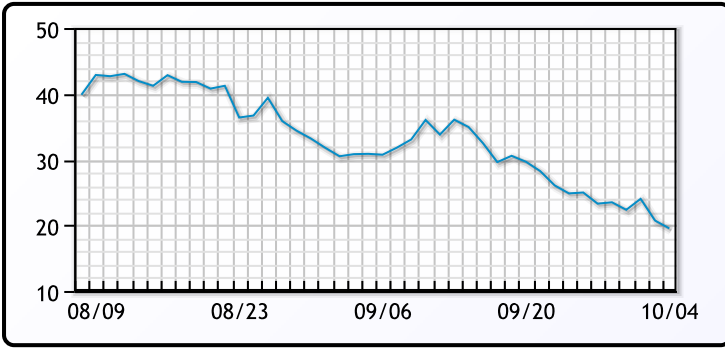


CRUDE			
	Last	Week Ago	Month Ago
ANS	90.47	100.33	92.55
BLS	85.82	95.38	86.7
LLS	86.22	92.59	87.85
Mid	85.22	91.57	86.75
WTI	84.22	93.68	85.55

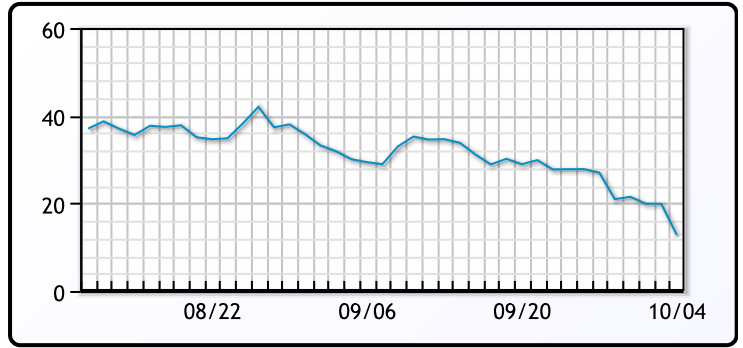
PRODUCTS			
	Last	Week Ago	Month Ago
Gulf RBOB	2.1525	2.3845	2.5672
Gulf ULSD	2.9913	3.2881	3.055
NYH RBOB	2.2355	2.3975	2.8477
NYH ULSD	3.0828	3.3661	3.14
USGC 3%	72.625	83.875	83.875



3-2-1 Crack



Gulf 3-2-1 Crack



NGLs

MB

	Last	Week Ago	Month Ago
Butane	78.75	75	86.625
IsoButane	97.75	100.25	99.5
Natural Gasoline	153.8	172.3	164
Propane	70	74	72.375

CONWAY

	Last	Week Ago	Month Ago
Butane	83.5	90	89
IsoButane	110	111	112
Natural Gasoline	174.5	191	168
Propane	67.5	70.875	71.5

MB NON

	Last	Week Ago	Month Ago
Butane	81.75	90	90.625
IsoButane	97.75	100.25	99.5
Natural Gasoline	154	172.25	164
Propane	69.6	73.5	72.5

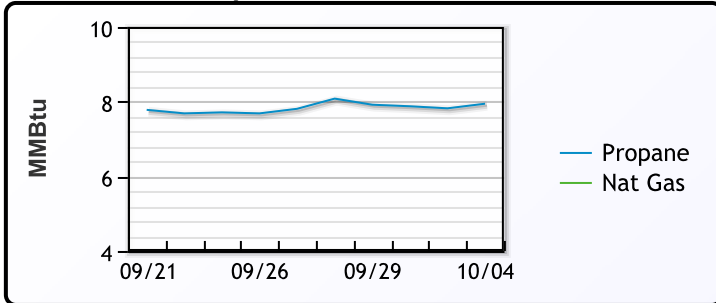
EDMONTON

	Last	Week Ago	Month Ago
Propane	52.5	55.5	56.4

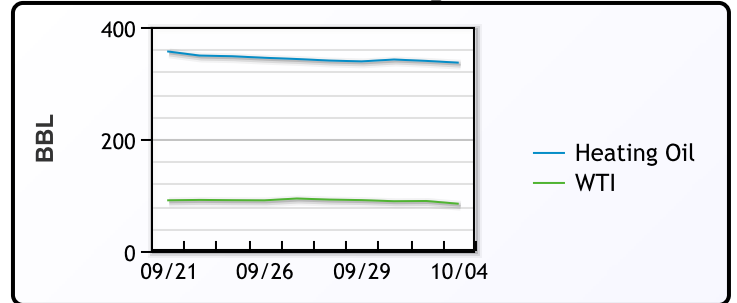
SARNIA

	Last	Week Ago	Month Ago
Propane	86.3	80	81.8

Propane MT.B Tet vs Nat Gas



WTI vs Heating Oil



FX

	Last	Change
CAD	1.3742	-0.0003
DXY	106.799	-0.201
Gold	1822.11	0.75

RATES

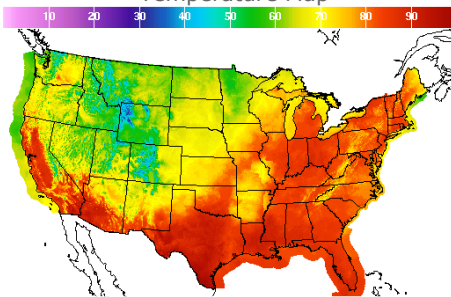
	Last	Change
US 2yr	5.0518	-0.0984
US 10yr	4.7329	-0.0626
CAN 10yr	4.152	-0.092

EQUITIES

	Last	Change
Nasdaq	13236.01	176.54
TSX	1142.902	1.101
S&P 500	4263.75	34.3

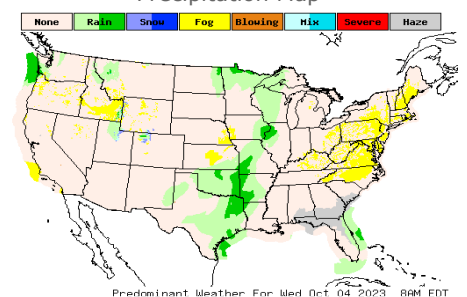
Weather Data

Temperature Map



City	HIGH °F	LOW °F
Calgary	53	41
Conway	63	51
Cushing	84	66
Denver	69	54
Houston	86	77
Mont Belvieu	84	76
Sarnia	79	64
Williston	62	47

Precipitation Map



This report has been prepared by PFL Petroleum Limited personnel for your information only and the views expressed are intended to provide market commentary and are not recommendations. This report is not an offer to sell or a solicitation of any offer to buy any security. The information contained herein has been compiled by PFL from sources believed to be reliable, but no representation or warranty, express or implied, is made by PFL Petroleum Limited, its affiliates or any other person as to its accuracy, completeness or correctness. Copyright 2017 PFL Petroleum Limited. All Rights Reserved