



MARKET DAILY

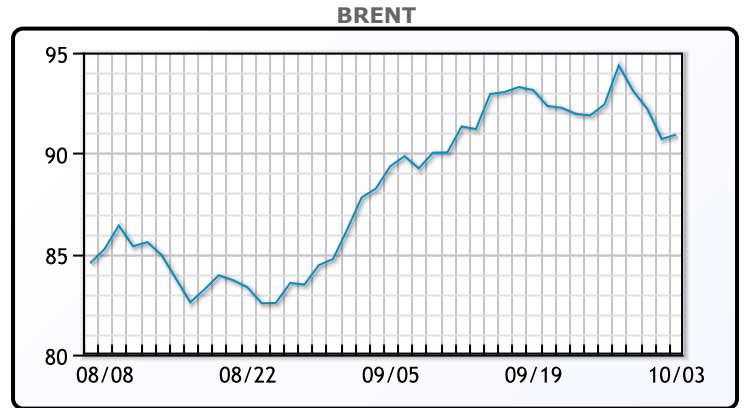
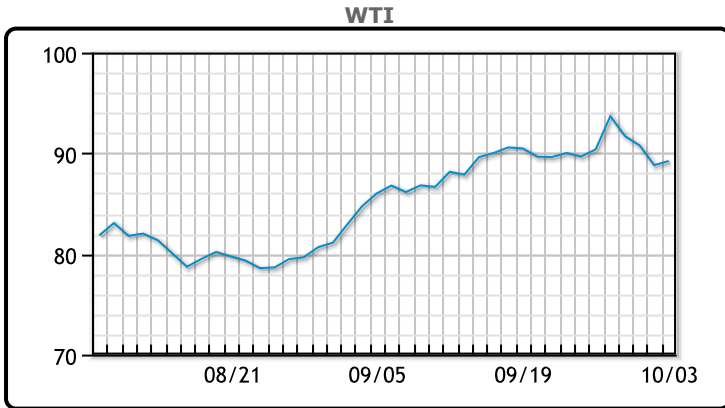
<https://www.pflpetroleum.com>
 1865 Veterans Park Dr. Suite 303
 Naples, Florida 34109
 Phone: 239-390-2885
 Fax: 239-949-0611
 Oct 3, 2023 8:01 PM

Major Energy Futures		
	Settle	Change
Brent	90.92	0.21
Gas Oil	951	-31.75
Natural Gas	2.949	0.109
RBOB	236.01	-5.21
ULSD	319.54	-2.71
WTI	89.23	0.41

Market Commentary

Oil prices rebounded today settling slightly higher. Prices have been under pressure lately as the dollar continues to gain, rising today to a 10 month high. A tight labor market has prompted fears the Fed could continue to raise interest rates. "We have seen an incredible increase in the yields and the dollar and that's raised concerns about demand going forward," said Phil Flynn, an analyst at Price Futures Group. Saudi Arabia is expected to raise its November official selling price of Arab Light crude to Asia for a fifth straight month, according to a Reuters survey. Russia is setting no time frame for a fuel export ban it introduced last month, and which will remain in place as long as necessary to stabilize prices and address shortages on the domestic market, Interfax cited Deputy Prime Minister Alexander Novak as saying. WTI traded up \$.41 to close \$89.23. Brent traded up \$.21 to close at \$90.92.

Crude & Product Markets

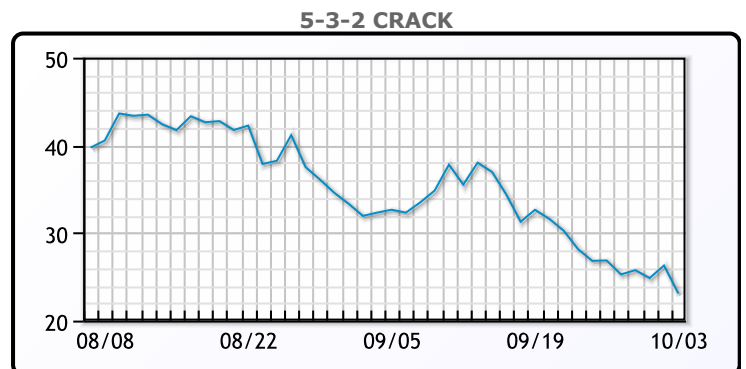
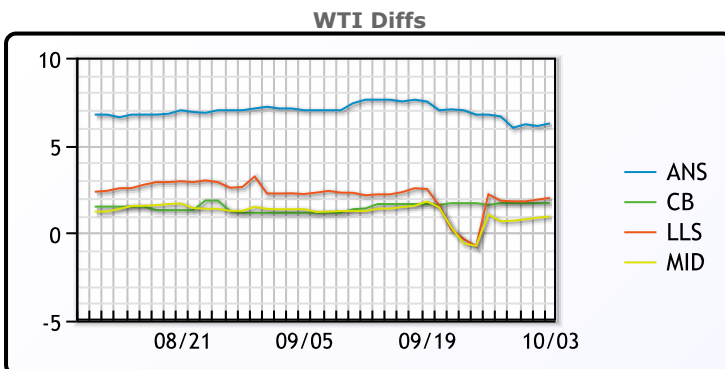


CRUDE

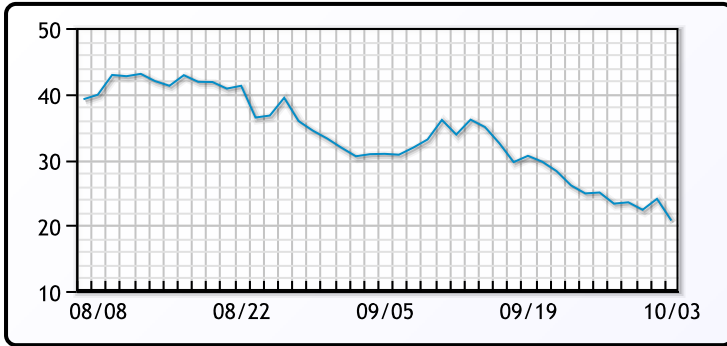
	Last	Week Ago	Month Ago
ANS	95.48	97.14	92.55
BLS	90.93	91.99	86.7
LLS	91.23	93.51	87.85
Mid	90.17	92.41	86.75
WTI	89.23	90.39	85.55

PRODUCTS

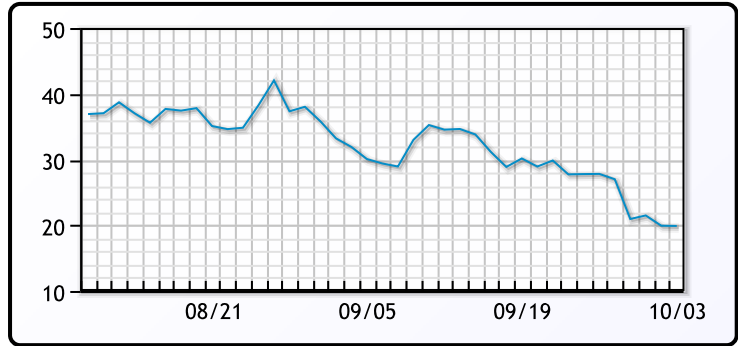
	Last	Week Ago	Month Ago
Gulf RBOB	2.3421	2.4412	2.5672
Gulf ULSD	3.1674	3.2429	3.055
NYH RBOB	2.3951	2.5033	2.8477
NYH ULSD	3.2629	3.324	3.14
USGC 3%	75.125	81.875	83.875



3-2-1 Crack



Gulf 3-2-1 Crack



NGLs

MB

	Last	Week Ago	Month Ago
Butane	75.5	85.5	65
IsoButane	99.5	97.8	100.3
Natural Gasoline	162.5	168.3	164
Propane	72.6	71.8	72.5

MB NON

	Last	Week Ago	Month Ago
Butane	85.5	87.5	90.5
IsoButane	99.5	97.8	100.3
Natural Gasoline	162.5	168.3	164
Propane	72.5	71.4	72.5

CONWAY

	Last	Week Ago	Month Ago
Butane	87.5	87	89.3
IsoButane	114	59.9	112
Natural Gasoline	180	186.5	168.5
Propane	69.9	67.8	71.4

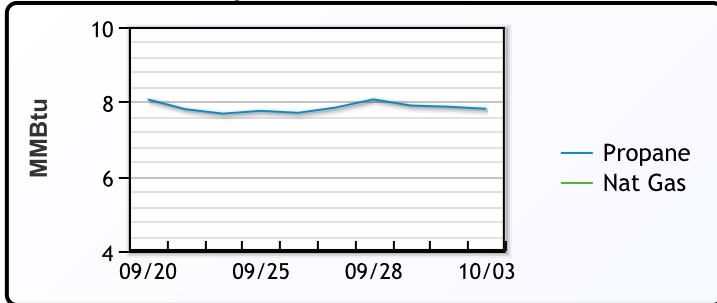
EDMONTON

	Last	Week Ago	Month Ago
Propane	55.9	52.6	56.4

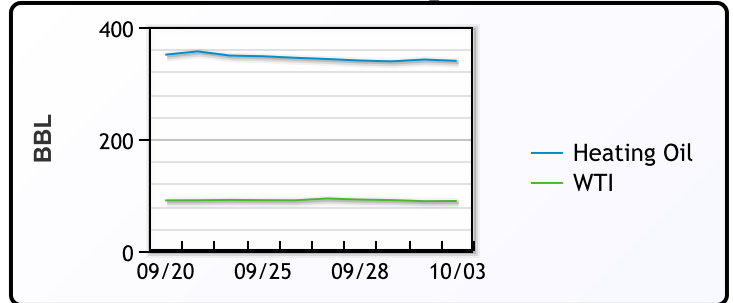
SARNIA

	Last	Week Ago	Month Ago
Propane	86.3	85	81.8

Propane MT.B Tet vs Nat Gas



WTI vs Heating Oil



FX

	Last	Change
CAD	1.3712	0.0004
DXY	107.072	0.072
Gold	1822.61	-0.41

RATES

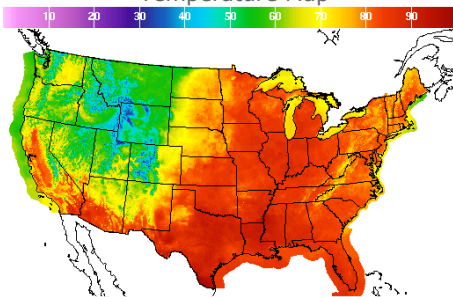
	Last	Change
US 2yr	5.146	-0.0042
US 10yr	4.8018	0.0063
CAN 10yr	4.244	0.218

EQUITIES

	Last	Change
Nasdaq	13059.47	-248.3
TSX	1141.801	-9.503
S&P 500	4229.45	-58.94

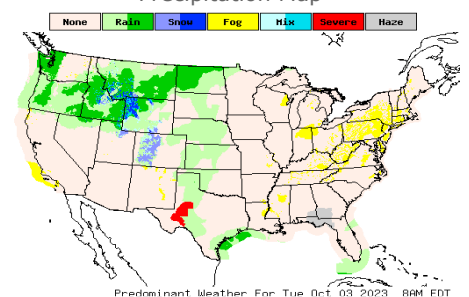
Weather Data

Temperature Map



City	HIGH °F	LOW °F
Calgary	59	39
Conway	76	57
Cushing	88	70
Denver	68	53
Houston	87	76
Mont Belvieu	85	74
Sarnia	82	62
Williston	62	50

Precipitation Map



This report has been prepared by PFL Petroleum Limited personnel for your information only and the views expressed are intended to provide market commentary and are not recommendations. This report is not an offer to sell or a solicitation of any offer to buy any security. The information contained herein has been compiled by PFL from sources believed to be reliable, but no representation or warranty, express or implied, is made by PFL Petroleum Limited, its affiliates or any other person as to its accuracy, completeness or correctness. Copyright 2017 PFL Petroleum Limited. All Rights Reserved