



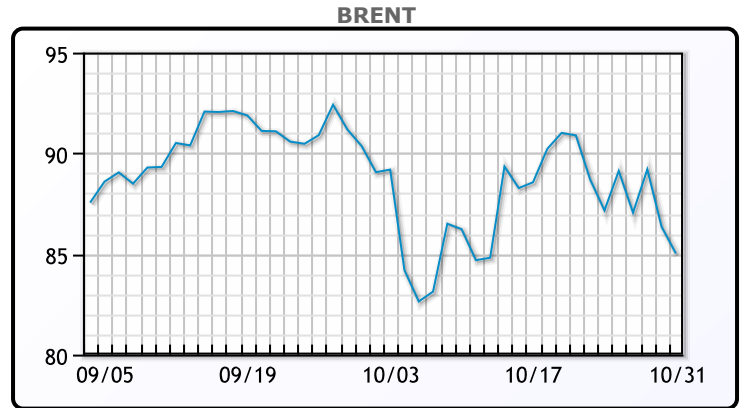
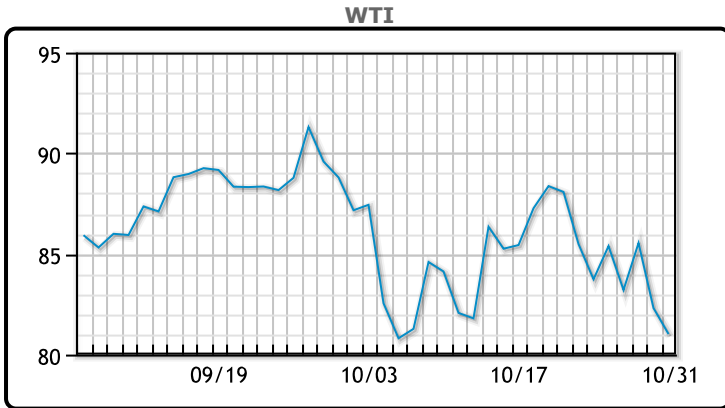
MARKET DAILY

<https://www.pflpetroleum.com>
 1865 Veterans Park Dr. Suite 303
 Naples, Florida 34109
 Phone: 239-390-2885
 Fax: 239-949-0611
 Oct 31, 2023 5:57 PM

Major Energy Futures		
	Settle	Change
Brent	85.02	-1.33
Gas Oil	882.5	-13
Natural Gas	3.575	0.223
RBOB	221.73	0.05
ULSD	291	-8.46
WTI	81.02	-1.29

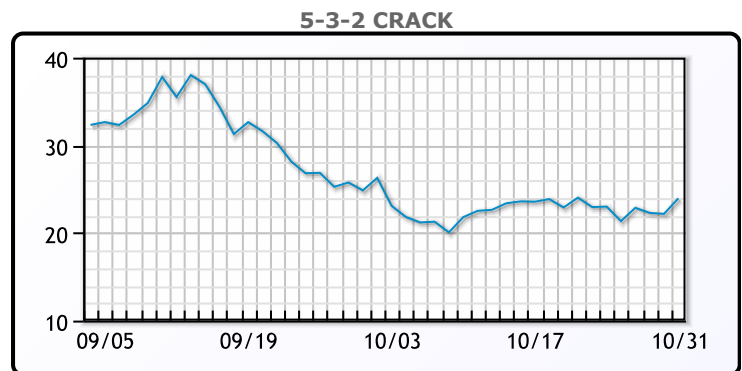
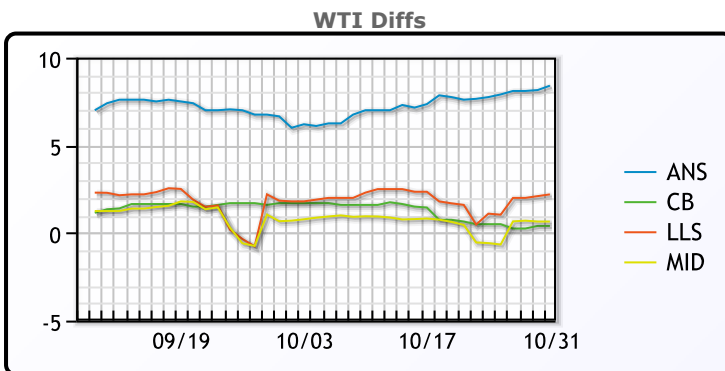
Market Commentary
 Oil prices dipped today in another choppy session as some of the war fears have continued to fizzle despite an ongoing ground operation in Gaza. "We've taken some of the war premium out of the prices," said Phil Flynn, analyst at Price Futures Group. Investors, however, are still weary that the conflict could escalate to other parties. "While Middle East developments have yet to affect oil, as the ground invasion intensifies, the risk of involvement from Iran rises, fueling tight supply concerns," said Fiona Cincotta, senior financial market analyst at City Index. US crude production rose to 13.05MM/bpd the EIA said. WTI traded down \$1.29 or -1.6% to close \$81.02. Brent traded down \$1.33 or -1.4% to close at \$85.02.

Crude & Product Markets



CRUDE			
	Last	Week Ago	Month Ago
ANS	89.42	92.14	96.99
BLS	81.42	84.89	92.49
LLS	83.22	85.21	92.59
Mid	81.67	83.87	91.57
WTI	81.02	84.39	90.79

PRODUCTS			
	Last	Week Ago	Month Ago
Gulf RBOB	2.0523	2.0786	2.3845
Gulf ULSD	2.854	2.8931	3.2881
NYH RBOB	2.2223	2.2736	2.3975
NYH ULSD	2.9865	3.0514	3.3661
USGC 3%	76.26	78.42	82.32



3-2-1 Crack



Gulf 3-2-1 Crack



NGLs

MB

	Last	Week Ago	Month Ago
Butane	80.5	77.25	73.5
IsoButane	107.5	98	97.75
Natural Gasoline	149.4	153.8	165.4
Propane	66.25	65.375	72.125

CONWAY

	Last	Week Ago	Month Ago
Butane	89.25	85	88
IsoButane	124	117	109
Natural Gasoline	159	167	186
Propane	64.5	63.625	68.75

MB NON

	Last	Week Ago	Month Ago
Butane	83.5	80.25	87.5
IsoButane	107.5	98	97.75
Natural Gasoline	149.5	153.5	164.75
Propane	65.9	65.1	71.9

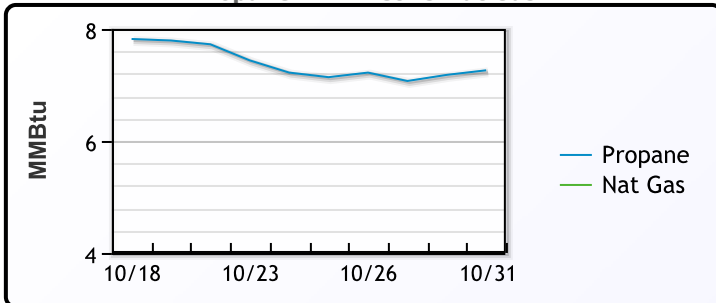
EDMONTON

	Last	Week Ago	Month Ago
Propane	50.6	50.6	52.9

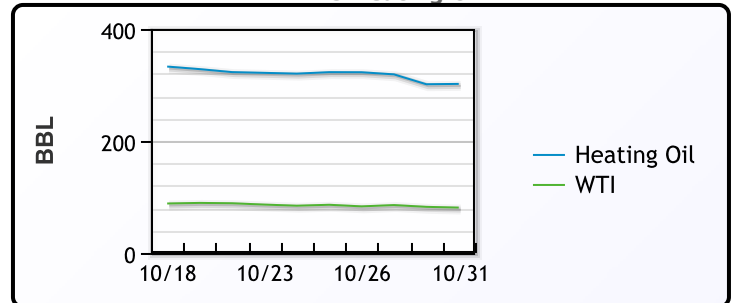
SARNIA

	Last	Week Ago	Month Ago
Propane	83.5	83.3	85

Propane MT.B Tet vs Nat Gas



WTI vs Heating Oil



FX

	Last	Change
CAD	1.3873	-0.0002
DXY	106.72	0.6
Gold	1983.84	-0.04

RATES

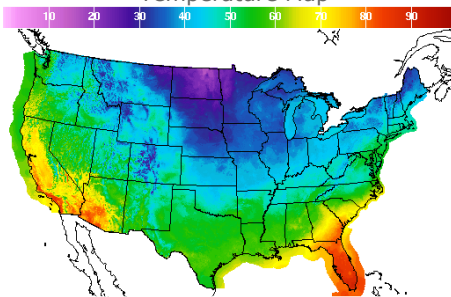
	Last	Change
US 2yr	5.0873	0.0333
US 10yr	4.9307	0.0365
CAN 10yr	4.064	0.027

EQUITIES

	Last	Change
Nasdaq	12851.24	61.76
TSX	1132.925	1.022
S&P 500	4193.8	26.98

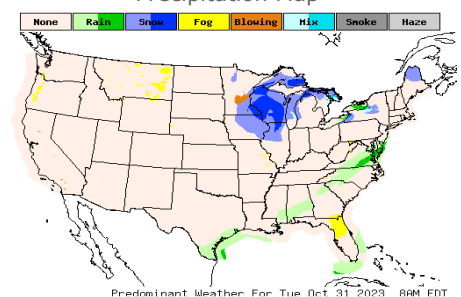
Weather Data

Temperature Map



City	HIGH °F	LOW °F
Calgary	36	21
Conway	21	9
Cushing	46	32
Denver	49	28
Houston	59	49
Mont Belvieu	59	46
Sarnia	40	28
Williston	26	-2

Precipitation Map



This report has been prepared by PFL Petroleum Limited personnel for your information only and the views expressed are intended to provide market commentary and are not recommendations. This report is not an offer to sell or a solicitation of any offer to buy any security. The information contained herein has been compiled by PFL from sources believed to be reliable, but no representation or warranty, express or implied, is made by PFL Petroleum Limited, its affiliates or any other person as to its accuracy, completeness or correctness. Copyright 2017 PFL Petroleum Limited. All Rights Reserved