



MARKET DAILY

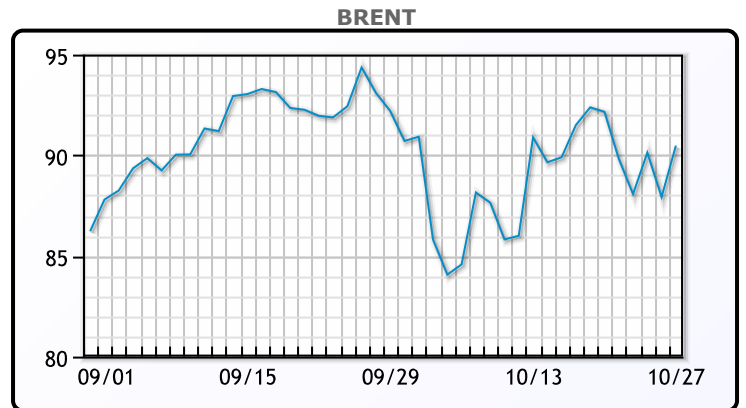
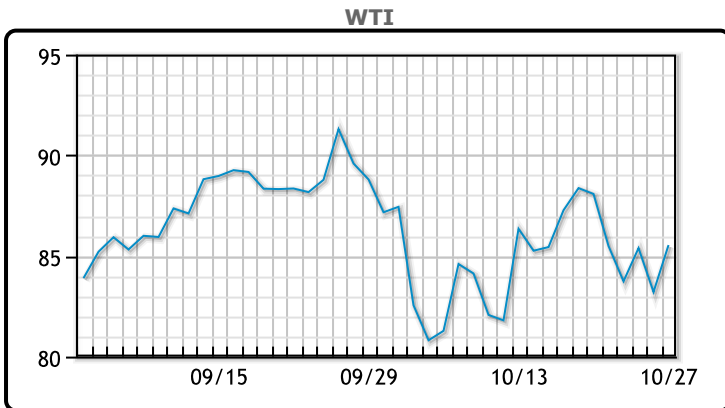
<https://www.pflpetroleum.com>
 1865 Veterans Park Dr. Suite 303
 Naples, Florida 34109
 Phone: 239-390-2885
 Fax: 239-949-0611
 Oct 27, 2023 7:31 PM

Major Energy Futures		
	Settle	Change
Brent	90.48	2.55
Gas Oil	878.75	9
Natural Gas	3.483	0.101
RBOB	231.25	-2.81
ULSD	305.19	1.34
WTI	85.54	2.33

Market Commentary

Oil prices rose closed out the week with a strong session today as worries of middle east tensions were front and center again. Both contracts however closed lower week over week. Brent's premium over WTI rose to its highest since March, making it more attractive for energy firms to send ships to the U.S. to pick up crude for export. "We are at the mercy of the next headline ... and I think that's kind of what we've been seeing today with the price swings," said Phil Flynn, an analyst at Price Futures Group. We will see what next brings. WTI traded up \$2.33 or -2.8% to close at \$85.54. Brent traded up \$2.55 or 2.9% to close at \$90.48.

Crude & Product Markets

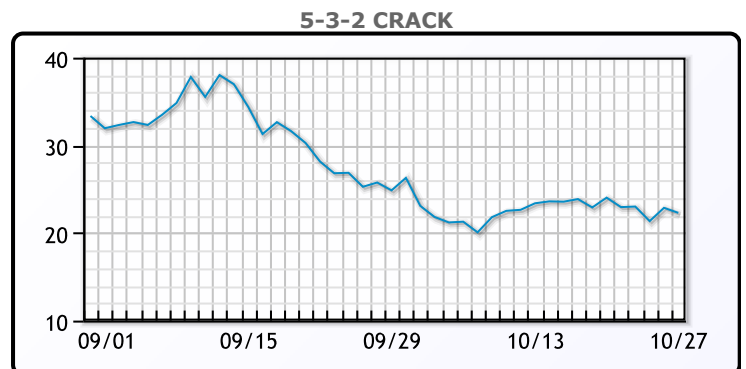
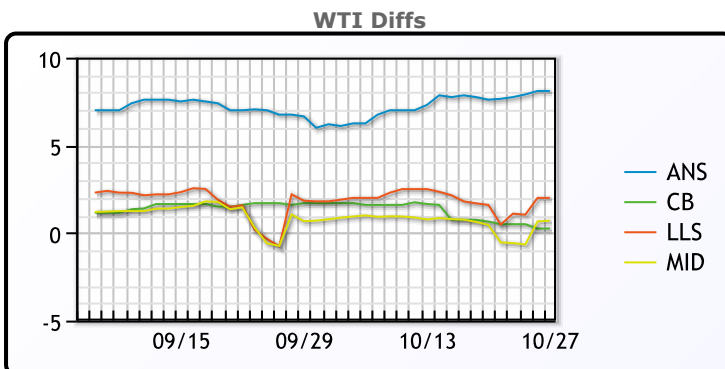


CRUDE

	Last	Week Ago	Month Ago
ANS	93.64	96.35	100.33
BLS	85.79	89.4	95.38
LLS	87.54	90.35	95.52
Mid	86.24	89.21	94.35
WTI	85.54	88.75	93.68

PRODUCTS

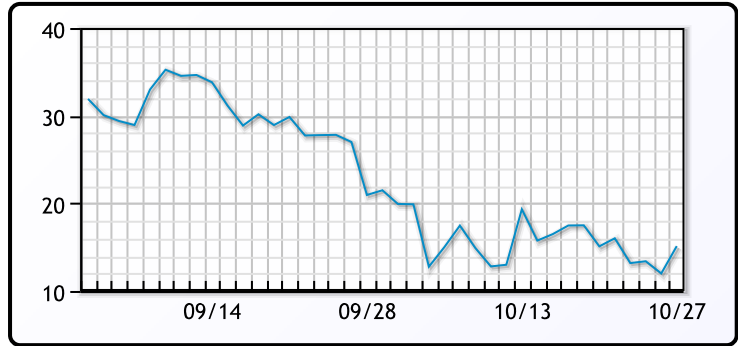
	Last	Week Ago	Month Ago
Gulf RBOB	2.1252	2.2763	2.5251
Gulf ULSD	2.8912	3.0292	3.2296
NYH RBOB	2.319	2.3971	2.5981
NYH ULSD	3.0569	3.1866	3.3097
USGC 3%	78.78	81.37	85.74



3-2-1 Crack



Gulf 3-2-1 Crack



NGLs

MB

	Last	Week Ago	Month Ago
Butane	78.5	78.3	77.5
IsoButane	102.5	97.1	98
Natural Gasoline	155.4	161.5	172.3
Propane	66	67.5	73.8

CONWAY

	Last	Week Ago	Month Ago
Butane	86	86.3	89.5
IsoButane	120	117	109
Natural Gasoline	163.5	172.3	193
Propane	63	66.5	70

MB NON

	Last	Week Ago	Month Ago
Butane	81.5	81.3	89.5
IsoButane	102.5	97.1	93
Natural Gasoline	155.4	161.5	172.3
Propane	65.6	67.4	73.5

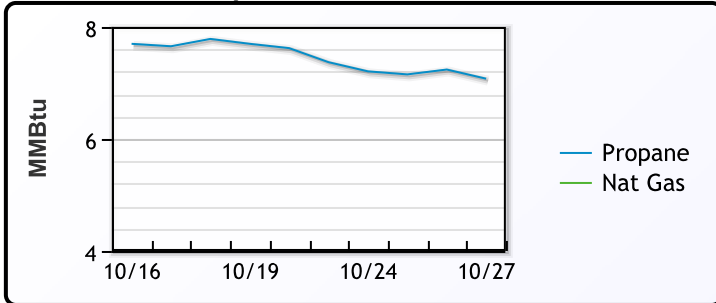
EDMONTON

	Last	Week Ago	Month Ago
Propane	51	52.5	55.5

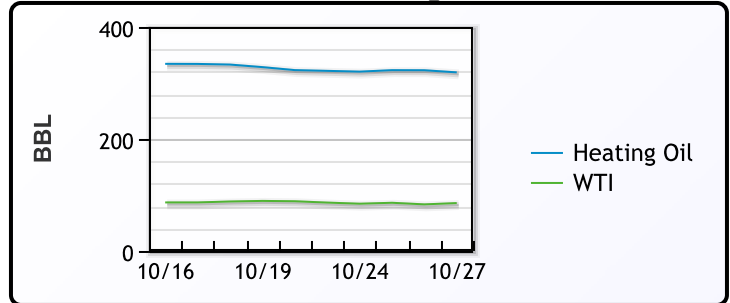
SARNIA

	Last	Week Ago	Month Ago
Propane	82	87.8	80

Propane MT.B Tet vs Nat Gas



WTI vs Heating Oil



FX

	Last	Change
CAD	1.387	0.0039
DXY	106.559	-0.043
Gold	2006.37	21.66

RATES

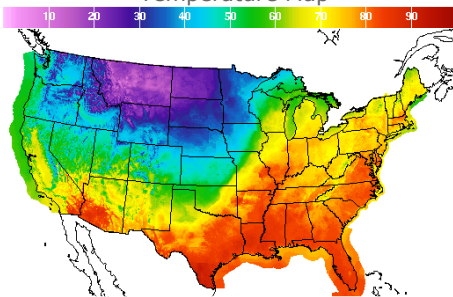
	Last	Change
US 2yr	5.0021	-0.0374
US 10yr	4.8346	-0.0099
CAN 10yr	3.978	-0.024

EQUITIES

	Last	Change
Nasdaq	12643.01	47.4
TSX	1124.582	-9.776
S&P 500	4117.37	-19.86

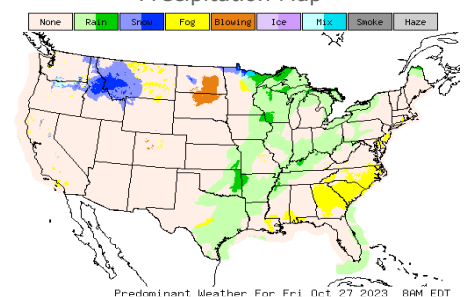
Weather Data

Temperature Map



City	HIGH °F	LOW °F
Calgary	24	3
Conway	30	19
Cushing	71	50
Denver	49	34
Houston	88	75
Mont Belvieu	85	74
Sarnia	74	60
Williston	19	8

Precipitation Map



This report has been prepared by PFL Petroleum Limited personnel for your information only and the views expressed are intended to provide market commentary and are not recommendations. This report is not an offer to sell or a solicitation of any offer to buy any security. The information contained herein has been compiled by PFL from sources believed to be reliable, but no representation or warranty, express or implied, is made by PFL Petroleum Limited, its affiliates or any other person as to its accuracy, completeness or correctness. Copyright 2017 PFL Petroleum Limited. All Rights Reserved