



MARKET DAILY

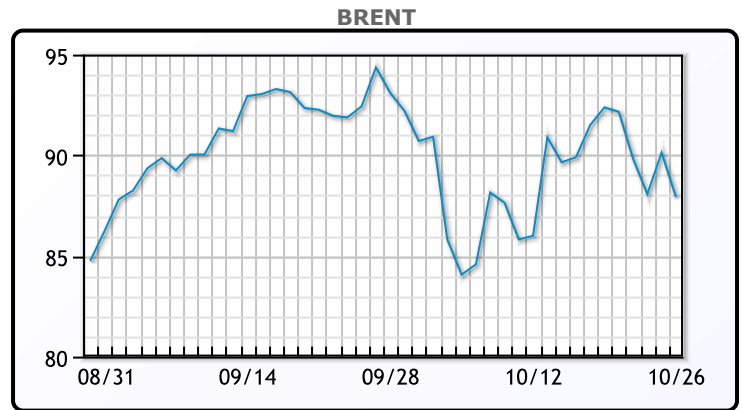
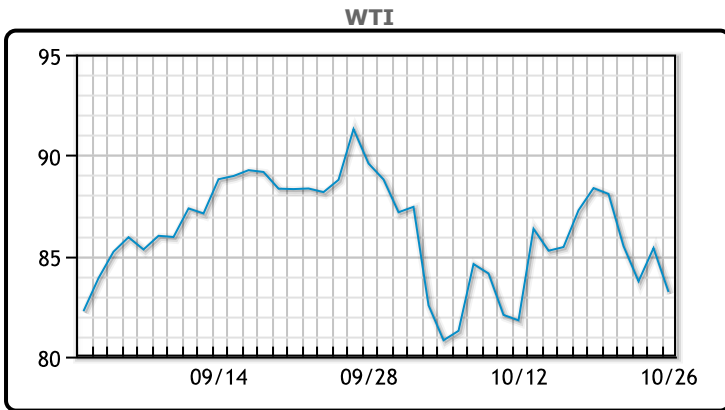
<https://www.pflpetroleum.com>
 1865 Veterans Park Dr. Suite 303
 Naples, Florida 34109
 Phone: 239-390-2885
 Fax: 239-949-0611
 Oct 26, 2023 7:45 PM

Major Energy Futures		
	Settle	Change
Brent	87.93	-2.20
Gas Oil	888.5	-1.75
Natural Gas	3.214	0.204
RBOB	225.61	-2.81
ULSD	304.39	1.34
WTI	83.21	-2.18

Market Commentary

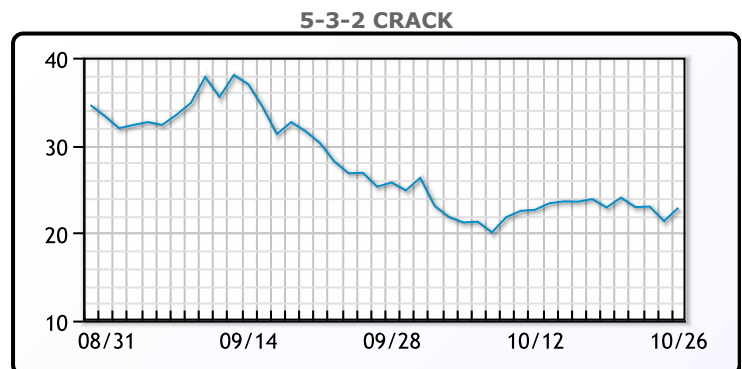
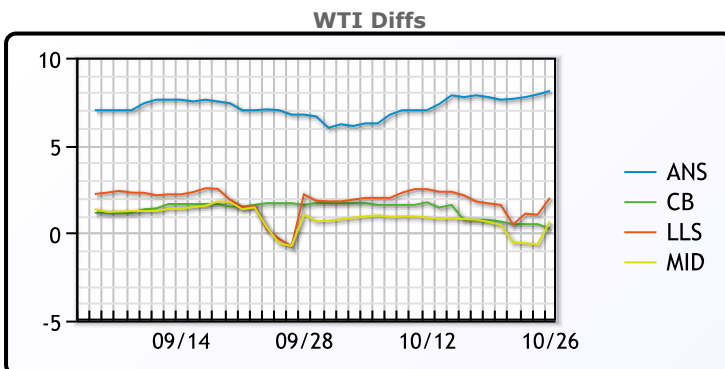
Oil prices fell today as tensions in the middle east simmered down, although the conflict is far from over. "The market is on edge," said Price Futures analyst Phil Flynn. "It's critical to understand that we're one headline away from a big rally in the market. "Worries about the broader global economy also weighed on prices. U.S. Treasury yields headed back toward 5% on Thursday, dragging shares around the world to multi-month lows. The European Central Bank left interest rates unchanged as expected on Thursday, snapping an unprecedented streak of 10 consecutive rate hikes, and maintained its guidance which implies steady policy ahead. Markets will be looking to OPEC and its allies plans for production levels in the coming year. WTI traded down \$2.18 or -2.55% to close at \$83.21. Brent traded down \$2.20 or -2.44% to close at 87.93.

Crude & Product Markets



CRUDE			
	Last	Week Ago	Month Ago
ANS	91.31	97.12	97.14
BLS	83.46	90.12	91.99
LLS	85.21	90.35	92.59
Mid	83.87	89.21	91.44
WTI	83.21	89.37	90.39

PRODUCTS			
	Last	Week Ago	Month Ago
Gulf RBOB	2.0786	2.2763	2.4766
Gulf ULSD	2.8931	3.0292	3.1386
NYH RBOB	2.2736	2.3971	2.5627
NYH ULSD	3.0514	3.1866	3.2213
USGC 3%	76.69	81.37	83.03



3-2-1 Crack



Gulf 3-2-1 Crack



NGLs

MB

	Last	Week Ago	Month Ago
Butane	77.3	79.3	85.5
IsoButane	101	98.9	97.8
Natural Gasoline	152.4	163	168.3
Propane	64.8	69.8	71.8

CONWAY

	Last	Week Ago	Month Ago
Butane	86	85.6	87
IsoButane	120	116	59.9
Natural Gasoline	163.5	173	186.5
Propane	63	68.4	67.8

MB NON

	Last	Week Ago	Month Ago
Butane	80.3	82.3	87.5
IsoButane	101	98.9	97.8
Natural Gasoline	152.4	163	168.3
Propane	64.4	69.6	71.4

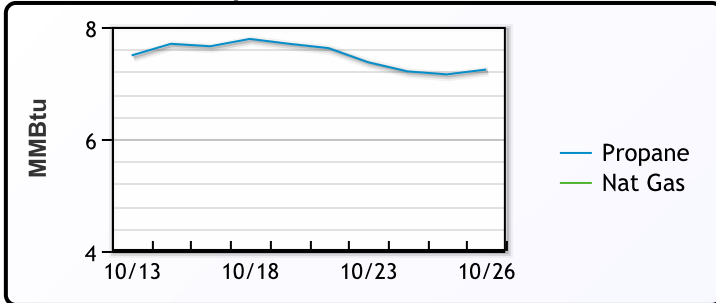
EDMONTON

	Last	Week Ago	Month Ago
Propane	50	54.9	52.6

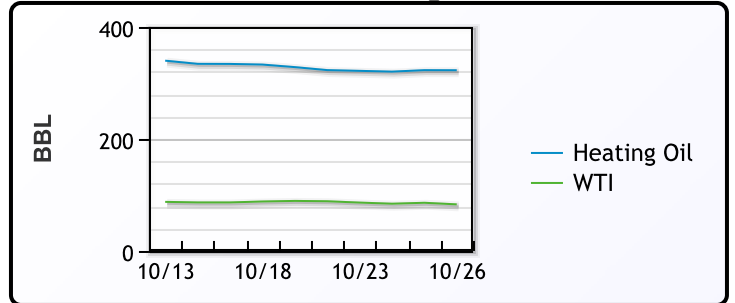
SARNIA

	Last	Week Ago	Month Ago
Propane	82	88.5	85

Propane MT.B Tet vs Nat Gas



WTI vs Heating Oil



FX

	Last	Change
CAD	1.3819	-0.0012
DXY	106.602	0.074
Gold	1984.85	0.14

RATES

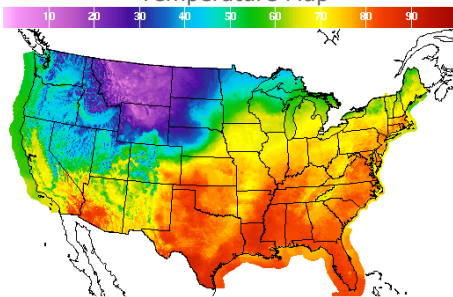
	Last	Change
US 2yr	5.0395	-0.0811
US 10yr	4.8445	-0.1104
CAN 10yr	4.002	-0.116

EQUITIES

	Last	Change
Nasdaq	12595.61	-225.61
TSX	1134.358	-4.671
S&P 500	4137.23	-49.54

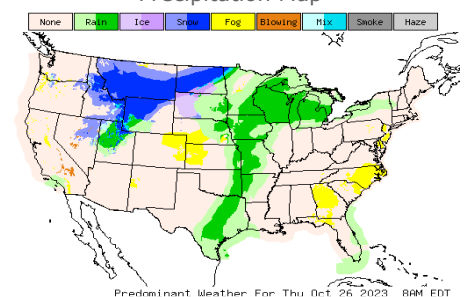
Weather Data

Temperature Map



City	HIGH °F	LOW °F
Calgary	21	-1
Conway	31	29
Cushing	79	67
Denver	57	46
Houston	84	76
Mont Belvieu	82	73
Sarnia	68	57
Williston	21	18

Precipitation Map



This report has been prepared by PFL Petroleum Limited personnel for your information only and the views expressed are intended to provide market commentary and are not recommendations. This report is not an offer to sell or a solicitation of any offer to buy any security. The information contained herein has been compiled by PFL from sources believed to be reliable, but no representation or warranty, express or implied, is made by PFL Petroleum Limited, its affiliates or any other person as to its accuracy, completeness or correctness. Copyright 2017 PFL Petroleum Limited. All Rights Reserved