



MARKET DAILY

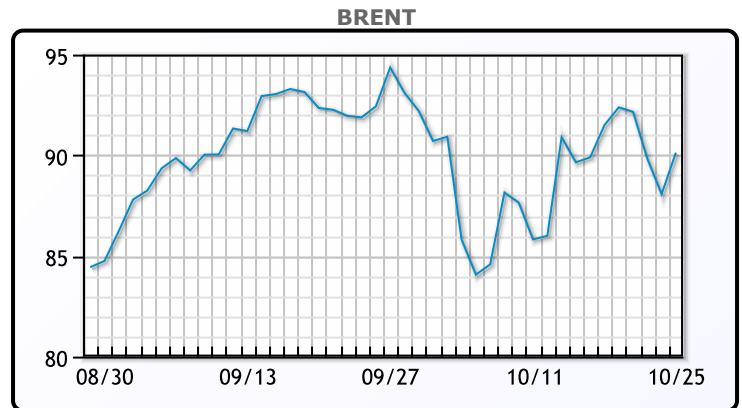
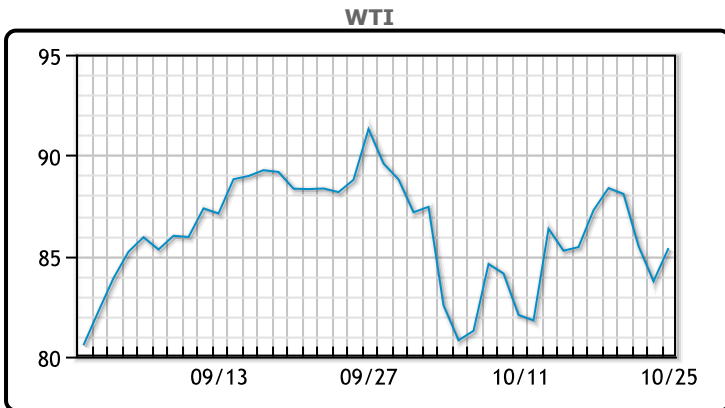
<https://www.pflpetroleum.com>
 1865 Veterans Park Dr. Suite 303
 Naples, Florida 34109
 Phone: 239-390-2885
 Fax: 239-949-0611
 Oct 25, 2023 7:07 PM

Major Energy Futures		
	Settle	Change
Brent	90.13	2.06
Gas Oil	879.5	-39.5
Natural Gas	3.01	0.039
RBOB	228.42	1.66
ULSD	303.05	-1.44
WTI	85.39	1.65

Market Commentary

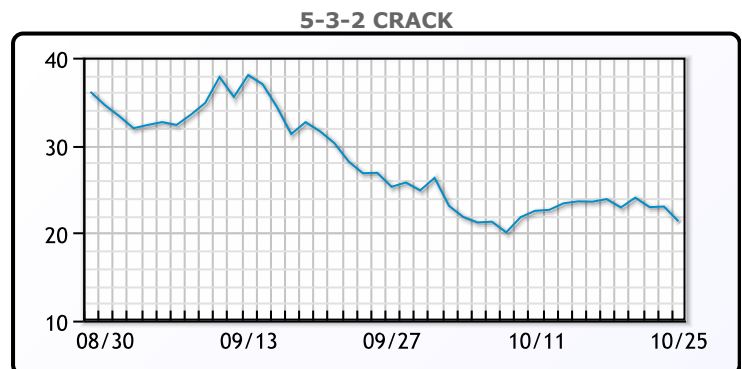
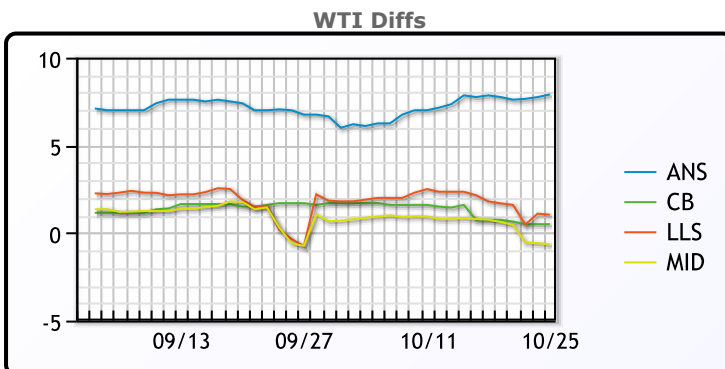
Oil prices rose about 2% today despite a rise in crude inventories. Middle east tensions continue to capture headlines but gains are capped by gloomy economic prospects both here and abroad. US crude inventories rose by 1.4MM/bbls, exceeding the forecasted rise of 240K/bbls. The EIA data "is more bearish because it's a big switch from a big draw in the API data to a build in the EIA data," said Bob Yawger, director of energy futures at Mizuho. Industry data from the American Petroleum Institute (API) on Tuesday had showed a larger-than-expected draw in crude stocks. WTI traded up \$1.65 or 1.97% to close at \$85.39. Brent traded up \$2.06 or 2.34% to close at \$90.13.

Crude & Product Markets



CRUDE			
	Last	Week Ago	Month Ago
ANS	93.94	96.17	97.43
BLS	86.54	89.07	92.38
LLS	87.08	90.35	89.92
Mid	85.38	89.21	89.94
WTI	86.04	88.32	90.68

PRODUCTS			
	Last	Week Ago	Month Ago
Gulf RBOB	2.1203	2.2763	2.4584
Gulf ULSD	2.8816	3.0292	3.1776
NYH RBOB	2.3072	2.3971	2.5444
NYH ULSD	3.128	3.1866	3.2687
USGC 3%	78.42	81.37	81.96



3-2-1 Crack



Gulf 3-2-1 Crack



NGLs

MB

	Last	Week Ago	Month Ago
Butane	77.8	78.1	73
IsoButane	102.9	98.1	96.5
Natural Gasoline	156.5	160.8	167.5
Propane	66.3	70.5	70.5

CONWAY

	Last	Week Ago	Month Ago
Butane	86.3	85.5	85.5
IsoButane	119	117.5	107
Natural Gasoline	170	176	186
Propane	64.3	69	67.6

MB NON

	Last	Week Ago	Month Ago
Butane	80.8	81.1	85.5
IsoButane	102.9	98.1	96.5
Natural Gasoline	156.5	160.8	167.5
Propane	65.9	70.4	69.5

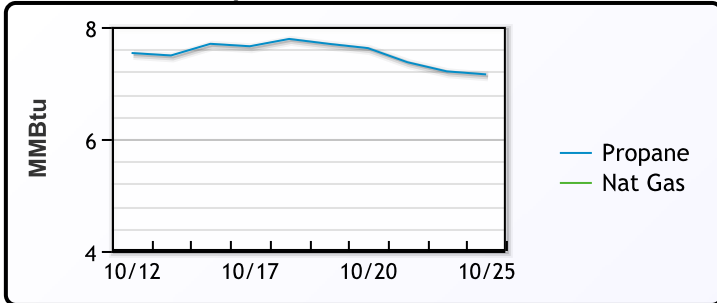
EDMONTON

	Last	Week Ago	Month Ago
Propane	51.3	55	52.6

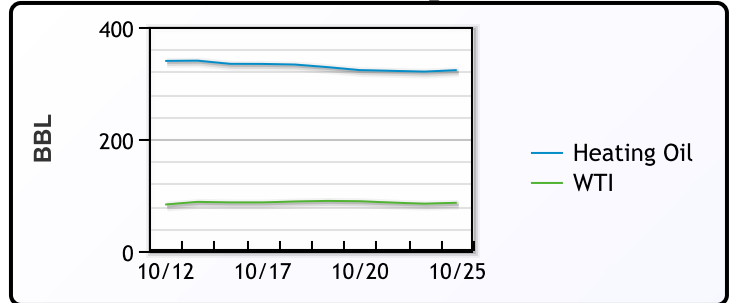
SARNIA

	Last	Week Ago	Month Ago
Propane	82	88.5	85

Propane MT.B Tet vs Nat Gas



WTI vs Heating Oil



FX

	Last	Change
CAD	1.3803	0.0006
DXY	106.528	0.258
Gold	1981.93	2.21

RATES

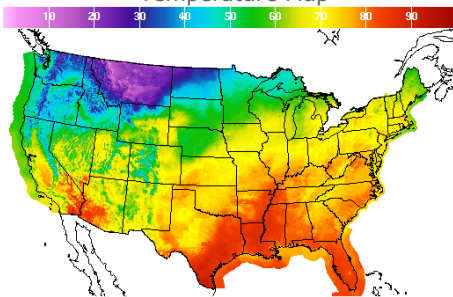
	Last	Change
US 2yr	5.1206	0.0087
US 10yr	4.9549	0.132
CAN 10yr	4.118	0.106

EQUITIES

	Last	Change
Nasdaq	12821.22	-318.66
TSX	1139.029	-2.115
S&P 500	4186.77	-60.91

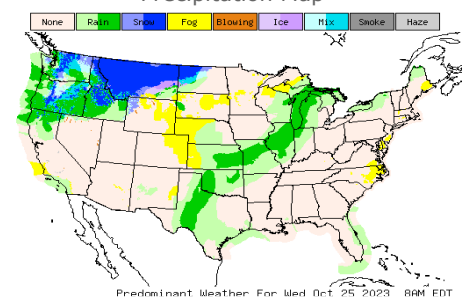
Weather Data

Temperature Map



City	HIGH °F	LOW °F
Calgary	18	-1
Conway	38	30
Cushing	71	66
Denver	67	50
Houston	87	75
Mont Belvieu	83	72
Sarnia	65	56
Williston	32	21

Precipitation Map



This report has been prepared by PFL Petroleum Limited personnel for your information only and the views expressed are intended to provide market commentary and are not recommendations. This report is not an offer to sell or a solicitation of any offer to buy any security. The information contained herein has been compiled by PFL from sources believed to be reliable, but no representation or warranty, express or implied, is made by PFL Petroleum Limited, its affiliates or any other person as to its accuracy, completeness or correctness. Copyright 2017 PFL Petroleum Limited. All Rights Reserved