



# MARKET DAILY

<https://www.pflpetroleum.com>  
 1865 Veterans Park Dr. Suite 303  
 Naples, Florida 34109  
 Phone: 239-390-2885  
 Fax: 239-949-0611  
 Oct 24, 2023 6:30 PM

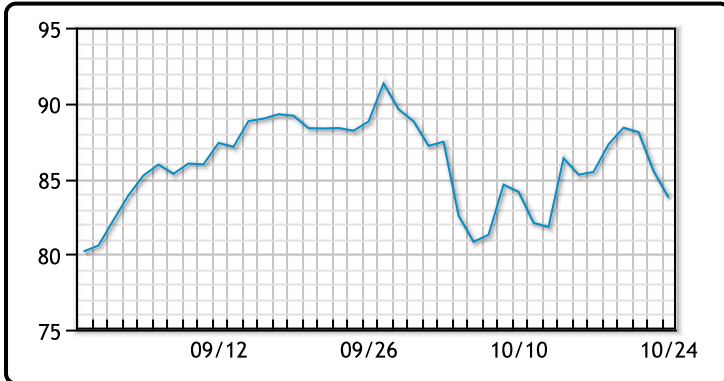
Major Energy Futures		
	Settle	Change
Brent	88.07	-1.76
Gas Oil	881.25	-12.5
Natural Gas	2.971	0.045
RBOB	226.76	-6.09
ULSD	304.49	-5.06
WTI	83.74	-1.75

## Market Commentary

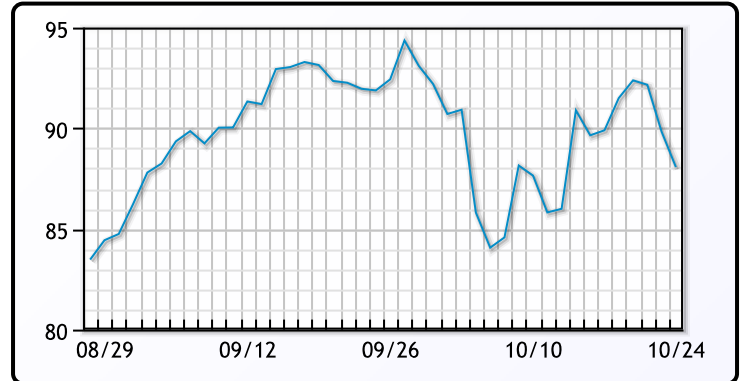
Oil prices fell on Tuesday for the third straight session after bad economic data out of the Euro zone and Britain weighed on prices. Signs are pointing to a recession in the block and data of a Germany is indicating a recession is already underway. "There is definitely a dialogue on about the global economy being worse this week than it was last week," said Mizuho analyst Robert Yawger. "It does not help that a lot of the top bankers and financial experts are in Saudi Arabia today talking about how bad the economy is," Yawger added. Meanwhile, the release of hostages from Gaza and intensifying diplomatic efforts to contain the conflict between Israel and Hamas have also taken out the risk premium that helped push Brent prices to their highest in a month. WTI traded down \$1.75 or -2.1% to close at \$83.74. Brent traded down \$1.76 or -2% to close at \$88.07.

## Crude & Product Markets

WTI



BRENT



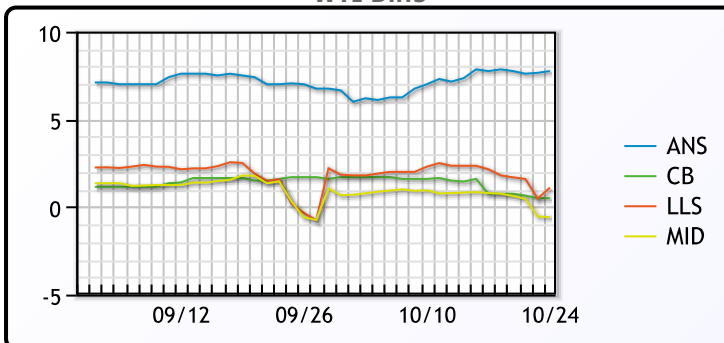
CRUDE

	Last	Week Ago	Month Ago
ANS	92.14	94.41	98.13
BLS	84.89	87.41	92.83
LLS	85.49	91.06	90.79
Mid	83.81	90	90.54
WTI	84.39	86.66	91.13

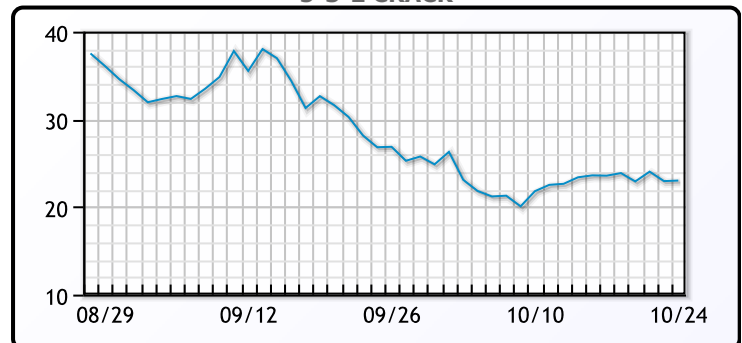
PRODUCTS

	Last	Week Ago	Month Ago
Gulf RBOB	2.1002	2.2792	2.4744
Gulf ULSD	2.9025	3.073	3.2238
NYH RBOB	2.2676	2.3882	2.5718
NYH ULSD	3.1424	3.2455	3.3102
USGC 3%	73.125	75.375	82.875

WTI Diffs



5-3-2 CRACK



3-2-1 Crack



Gulf 3-2-1 Crack



NGLs

MB

	Last	Week Ago	Month Ago
Butane	77.25	78.5	71
IsoButane	98	96.5	97
Natural Gasoline	153.8	156	169
Propane	65.375	71.625	70.625

CONWAY

	Last	Week Ago	Month Ago
Butane	85	85.5	85.5
IsoButane	117	114	113
Natural Gasoline	167	172	184
Propane	63.625	69.125	68.125

MB NON

	Last	Week Ago	Month Ago
Butane	80.25	81.5	86
IsoButane	98	96.5	97
Natural Gasoline	153.5	156	169.25
Propane	65.1	71	70.4

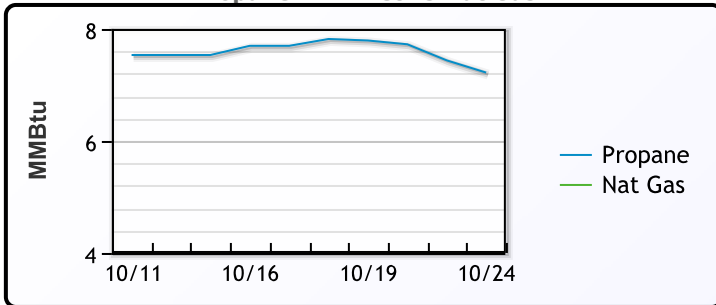
EDMONTON

	Last	Week Ago	Month Ago
Propane	50.6	53.9	53.3

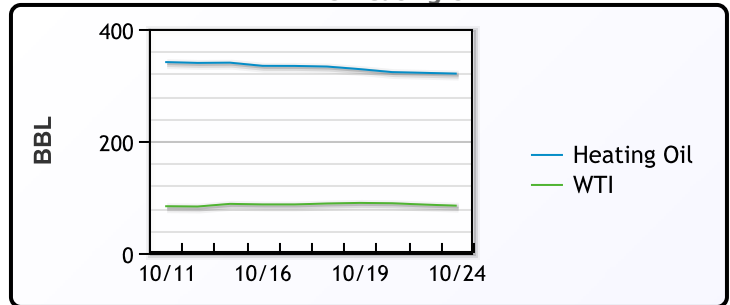
SARNIA

	Last	Week Ago	Month Ago
Propane	83.3	87	85

Propane MT.B Tet vs Nat Gas



WTI vs Heating Oil



FX

	Last	Change
CAD	1.3743	0.0002
DXY	106.27	0.734
Gold	1970.53	-0.44

RATES

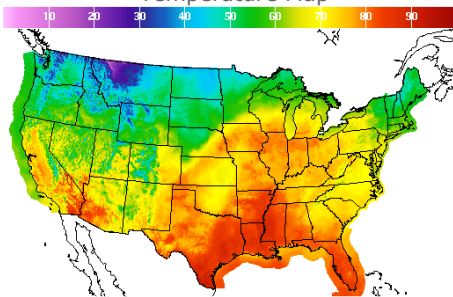
	Last	Change
US 2yr	5.1119	0.0645
US 10yr	4.8229	-0.0273
CAN 10yr	4.012	0

EQUITIES

	Last	Change
Nasdaq	13139.88	121.55
TSX	1141.144	-4.478
S&P 500	4247.68	30.64

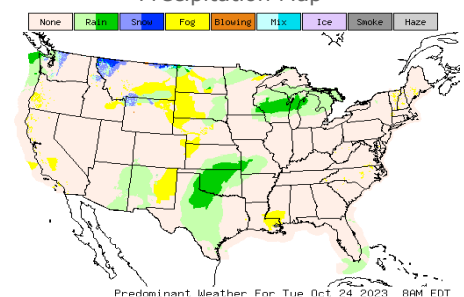
Weather Data

Temperature Map



City	HIGH °F	LOW °F
Calgary	19	4
Conway	43	34
Cushing	70	65
Denver	68	52
Houston	86	75
Mont Belvieu	83	73
Sarnia	69	48
Williston	49	34

Precipitation Map



This report has been prepared by PFL Petroleum Limited personnel for your information only and the views expressed are intended to provide market commentary and are not recommendations. This report is not an offer to sell or a solicitation of any offer to buy any security. The information contained herein has been compiled by PFL from sources believed to be reliable, but no representation or warranty, express or implied, is made by PFL Petroleum Limited, its affiliates or any other person as to its accuracy, completeness or correctness. Copyright 2017 PFL Petroleum Limited. All Rights Reserved