



MARKET DAILY

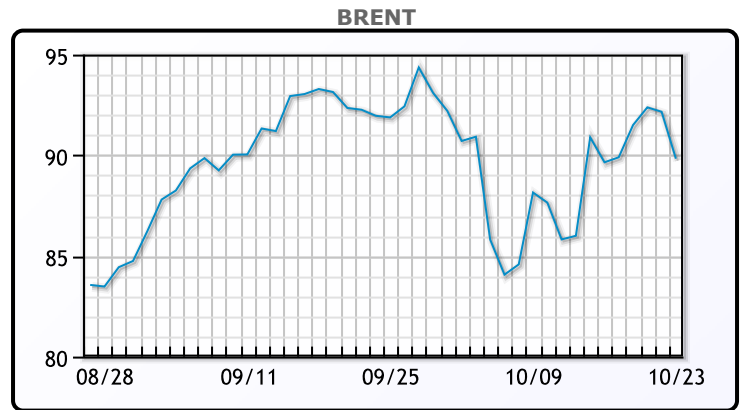
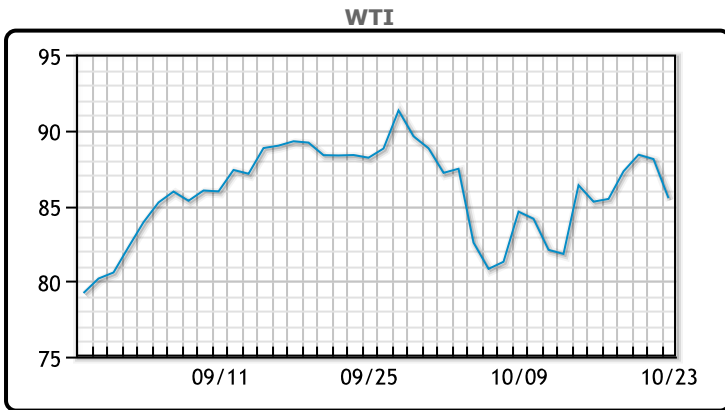
<https://www.pflpetroleum.com>
 1865 Veterans Park Dr. Suite 303
 Naples, Florida 34109
 Phone: 239-390-2885
 Fax: 239-949-0611
 Oct 23, 2023 5:54 PM

Major Energy Futures		
	Settle	Change
Brent	89.83	2.33
Gas Oil	920.75	23.25
Natural Gas	2.926	-0.058
RBOB	232.85	1.19
ULSD	309.55	-1.64
WTI	85.49	2.59

Market Commentary

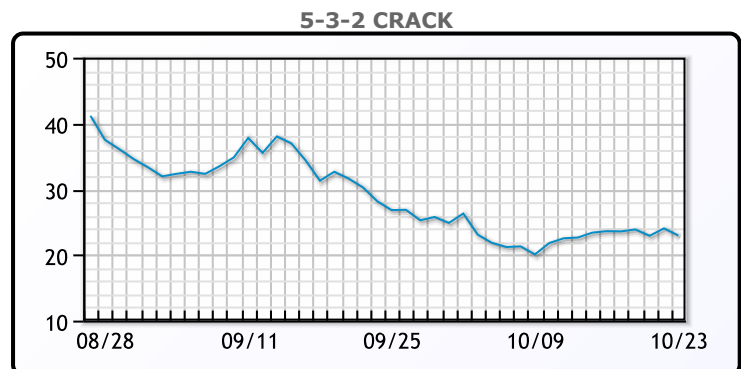
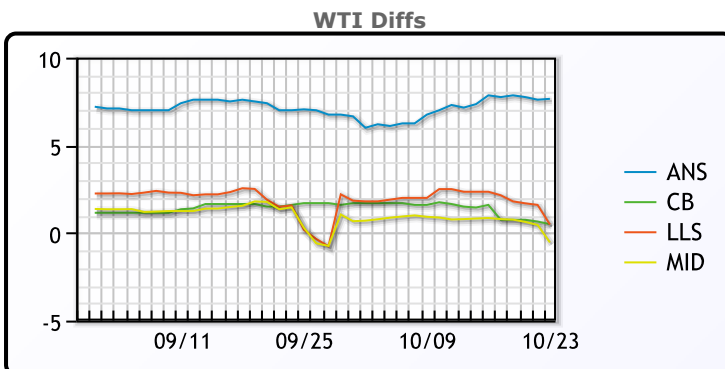
Oil prices fell today as diplomatic efforts in the Middle East intensify aiming to contain the conflict. Aid convoys have begun to arrive in Gaza and as of yet the Israelis have not begun a ground incursion. "The imminent risk to supply seems to have gone down," said Phil Flynn, analyst at Price Futures Group. "People are paring back positions until they see how this plays out." Elsewhere, U.S. President Joe Biden last week announced the suspension of sanctions on OPEC member Venezuela, after a Venezuelan government deal with the opposition. That could bring exports back to the market, but the extent to which this could mitigate the impact of supply risks in the Middle East is unclear. WTI traded down \$2.59 or -2.9% to close at \$85.49. Brent traded down \$2.33 or -2.5% to close at \$89.83.

Crude & Product Markets

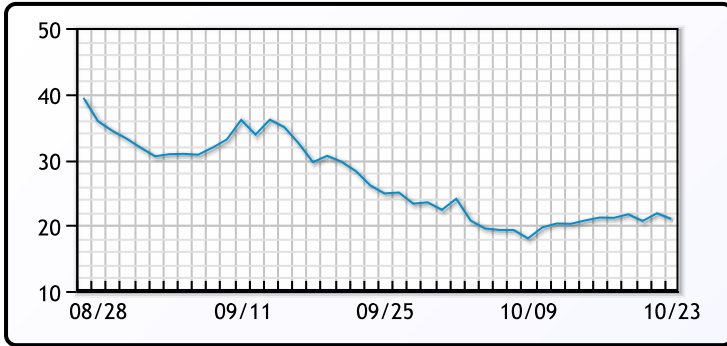


CRUDE			
	Last	Week Ago	Month Ago
ANS	94.04	94.51	98.13
BLS	86.89	88.26	92.83
LLS	86.87	90.12	90.79
Mid	85.85	89.08	90.54
WTI	86.39	86.66	91.13

PRODUCTS			
	Last	Week Ago	Month Ago
Gulf RBOB	2.1916	2.271	2.4744
Gulf ULSD	2.9631	3.0363	3.2238
NYH RBOB	2.351	2.372	2.5718
NYH ULSD	3.10425	3.2118	3.3102
USGC 3%	74.875	75.375	82.875



3-2-1 Crack



Gulf 3-2-1 Crack



NGLs

MB

	Last	Week Ago	Month Ago
Butane	77.4	73.8	72.3
IsoButane	98.4	95.3	95.8
Natural Gasoline	157	155.3	169
Propane	66	70.1	71

CONWAY

	Last	Week Ago	Month Ago
Butane	85.3	84	86.5
IsoButane	119	114	112
Natural Gasoline	171	171.5	192
Propane	64.3	68	68.3

MB NON

	Last	Week Ago	Month Ago
Butane	80.4	78.5	85.8
IsoButane	98.4	95.3	95.8
Natural Gasoline	157	155.3	169
Propane	65.9	70	70.4

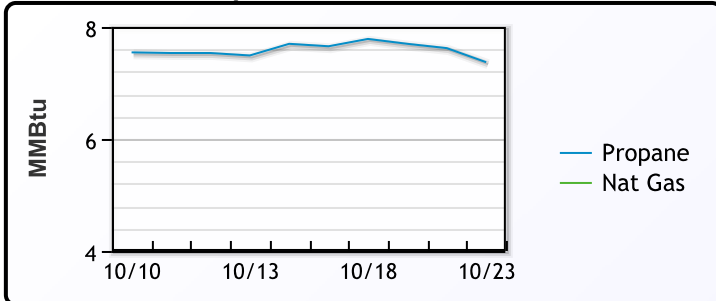
EDMONTON

	Last	Week Ago	Month Ago
Propane	51	53.5	53.3

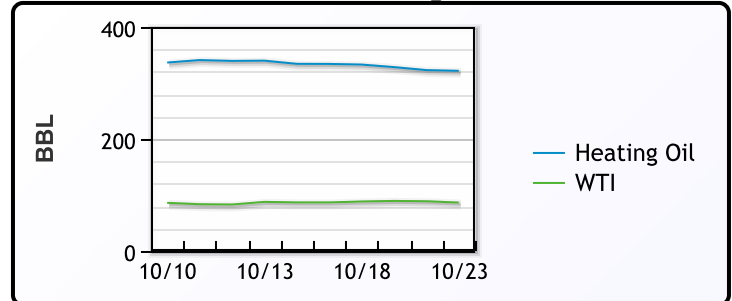
SARNIA

	Last	Week Ago	Month Ago
Propane	85.8	85.8	85

Propane MT.B Tet vs Nat Gas



WTI vs Heating Oil



FX

	Last	Change
CAD	1.3691	0
DXY	105.609	-0.554
Gold	1972.84	-0.01

RATES

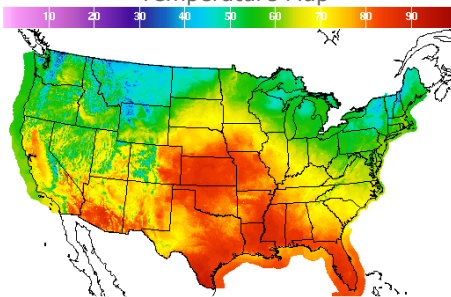
	Last	Change
US 2yr	5.0474	-0.0257
US 10yr	4.8502	-0.0635
CAN 10yr	4.012	-0.06

EQUITIES

	Last	Change
Nasdaq	13018.33	34.52
TSX	1145.622	-3.661
S&P 500	4217.04	-7.12

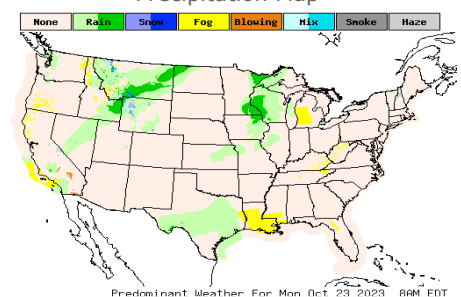
Weather Data

Temperature Map



City	HIGH °F	LOW °F
Calgary	36	20
Conway	52	39
Cushing	81	65
Denver	78	56
Houston	86	74
Mont Belvieu	84	70
Sarnia	54	37
Williston	50	41

Precipitation Map



This report has been prepared by PFL Petroleum Limited personnel for your information only and the views expressed are intended to provide market commentary and are not recommendations. This report is not an offer to sell or a solicitation of any offer to buy any security. The information contained herein has been compiled by PFL from sources believed to be reliable, but no representation or warranty, express or implied, is made by PFL Petroleum Limited, its affiliates or any other person as to its accuracy, completeness or correctness. Copyright 2017 PFL Petroleum Limited. All Rights Reserved