



MARKET DAILY

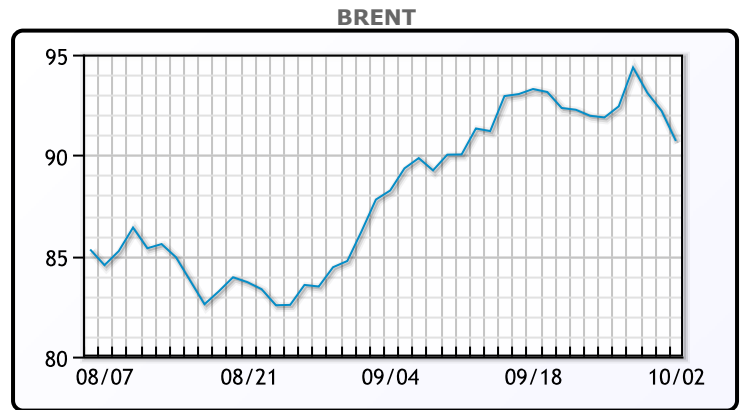
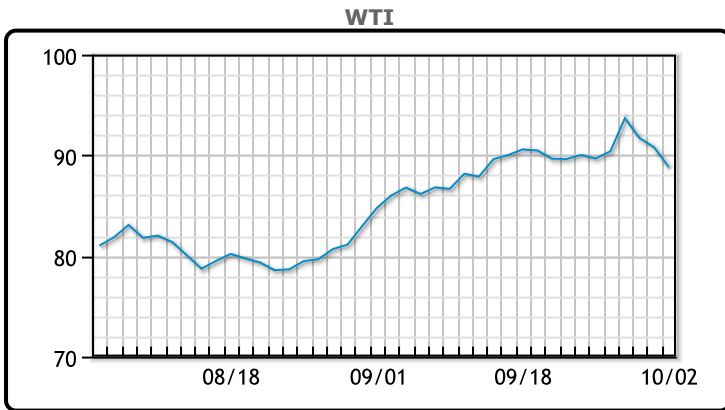
<https://www.pflpetroleum.com>
 1865 Veterans Park Dr. Suite 303
 Naples, Florida 34109
 Phone: 239-390-2885
 Fax: 239-949-0611
 Oct 2, 2023 7:18 PM

Major Energy Futures		
	Settle	Change
Brent	90.71	-1.49
Gas Oil	969.75	5.75
Natural Gas	2.84	-0.089
RBOB	241.22	1.27
ULSD	322.25	-7.81
WTI	88.82	-1.97

Market Commentary

Oil prices were lower today falling off about 2% the dollar strengthened and traders took profits. Concerns about rising supplies and high interest rates also pressured prices taking them down to 3 week lows. Before the crude price pullback that started on Sept. 28, U.S. speculators boosted their net long futures and options positions on the New York Mercantile and Intercontinental Exchanges to the highest since May 2022, according to the U.S. Commodity Futures Trading Commission. It is "highly likely that profit-taking by speculators is currently playing a role (in the recent price decline) and should cease weighing on markets as the days pass," analysts at energy consulting firm Gelber and Associates said in a note. WTI traded down \$1.97 or -2.2% to close at \$88.82. Brent traded down \$1.49 or -1.6% to close at \$90.71.

Crude & Product Markets

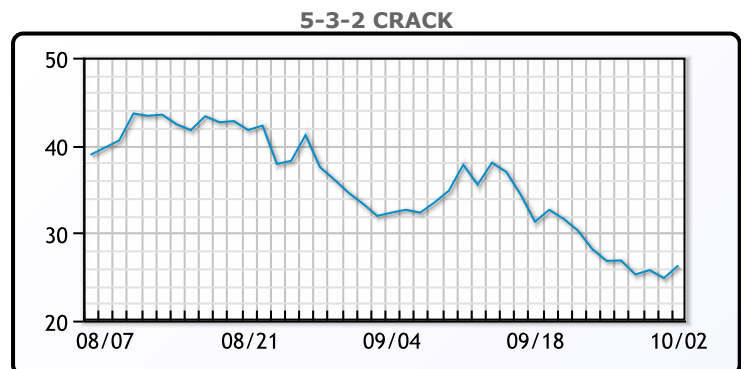
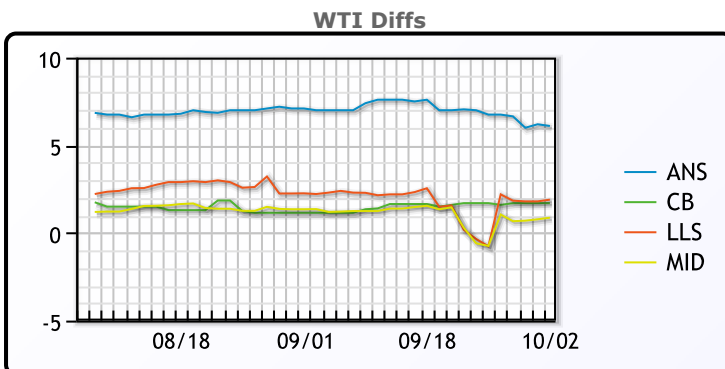


CRUDE

	Last	Week Ago	Month Ago
ANS	94.92	97.43	92.55
BLS	90.52	92.38	86.7
LLS	90.72	95.52	87.85
Mid	89.69	94.35	86.75
WTI	88.82	90.68	85.55

PRODUCTS

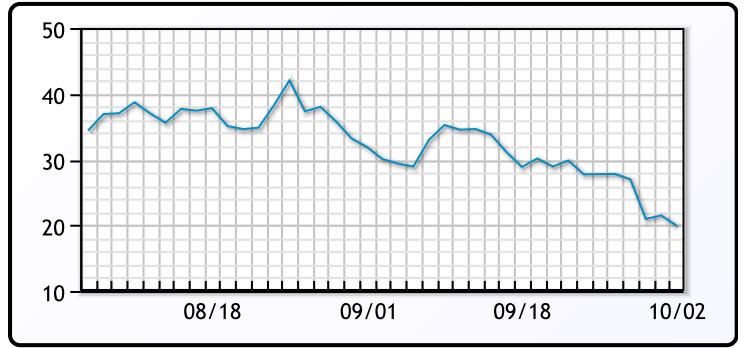
	Last	Week Ago	Month Ago
Gulf RBOB	2.4067	2.5251	2.5672
Gulf ULSD	3.195	3.2296	3.055
NYH RBOB	2.4472	2.5981	2.8477
NYH ULSD	3.29	3.3097	3.14
USGC 3%	75.125	82.625	83.875



3-2-1 Crack



Gulf 3-2-1 Crack



NGLs

MB

	Last	Week Ago	Month Ago
Butane	75	73	65
IsoButane	102.6	96.5	100.3
Natural Gasoline	163	167.5	164
Propane	71.5	70.5	72.5

CONWAY

	Last	Week Ago	Month Ago
Butane	87.8	85.5	89.3
IsoButane	113	107	112
Natural Gasoline	175.5	186	168.5
Propane	68.8	67.6	71.4

MB NON

	Last	Week Ago	Month Ago
Butane	85	85.5	90.5
IsoButane	102.6	96.5	100.3
Natural Gasoline	163	167.5	164
Propane	71.3	69.5	72.5

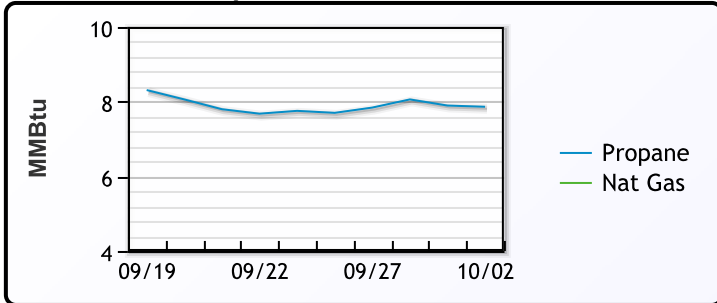
EDMONTON

	Last	Week Ago	Month Ago
Propane	54.8	52.6	56.4

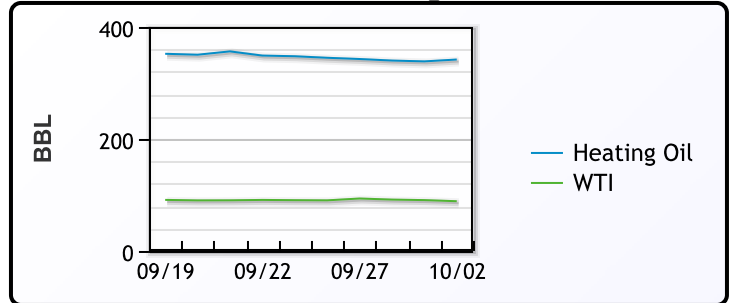
SARNIA

	Last	Week Ago	Month Ago
Propane	86.5	85	81.8

Propane MT.B Tet vs Nat Gas



WTI vs Heating Oil



FX

	Last	Change
CAD	1.3684	0.0008
DXY	106.904	0.73
Gold	1820.75	-7.28

RATES

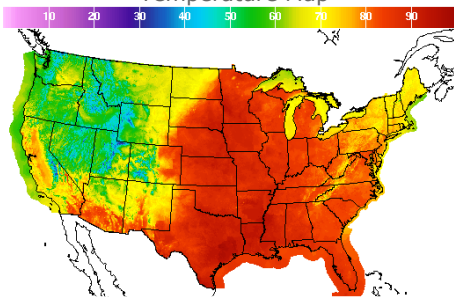
	Last	Change
US 2yr	5.1041	0.0605
US 10yr	4.6785	0.1074
CAN 10yr	4.026	0

EQUITIES

	Last	Change
Nasdaq	13307.77	88.45
TSX	1151.304	-21.352
S&P 500	4288.39	0.34

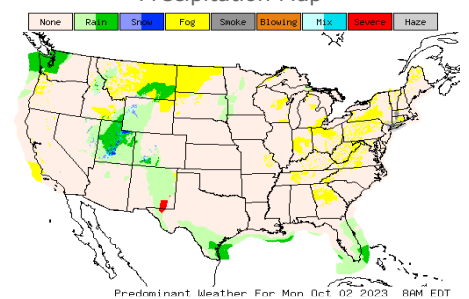
Weather Data

Temperature Map



City	HIGH °F	LOW °F
Calgary	59	36
Conway	68	59
Cushing	87	67
Denver	79	59
Houston	91	77
Mont Belvieu	89	72
Sarnia	78	60
Williston	67	56

Precipitation Map



This report has been prepared by PFL Petroleum Limited personnel for your information only and the views expressed are intended to provide market commentary and are not recommendations. This report is not an offer to sell or a solicitation of any offer to buy any security. The information contained herein has been compiled by PFL from sources believed to be reliable, but no representation or warranty, express or implied, is made by PFL Petroleum Limited, its affiliates or any other person as to its accuracy, completeness or correctness. Copyright 2017 PFL Petroleum Limited. All Rights Reserved