



# MARKET DAILY

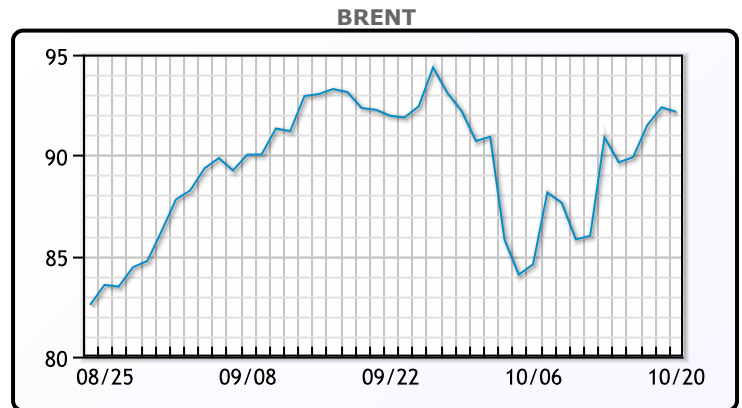
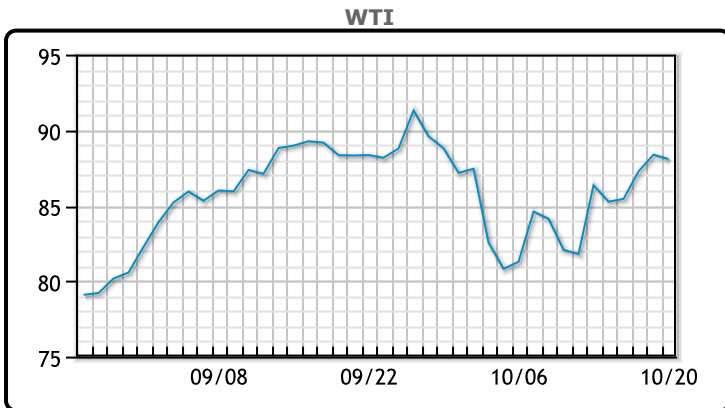
<https://www.pflpetroleum.com>  
 1865 Veterans Park Dr. Suite 303  
 Naples, Florida 34109  
 Phone: 239-390-2885  
 Fax: 239-949-0611  
 Oct 20, 2023 6:30 PM

Major Energy Futures		
	Settle	Change
Brent	92.16	-0.22
Gas Oil	933.25	-2.75
Natural Gas	2.899	-0.099
RBOB	237.36	0.82
ULSD	315.66	3.37
WTI	88.08	-0.29

**Market Commentary**

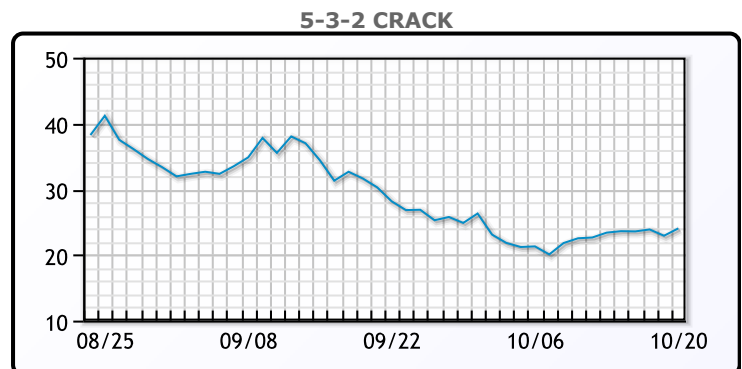
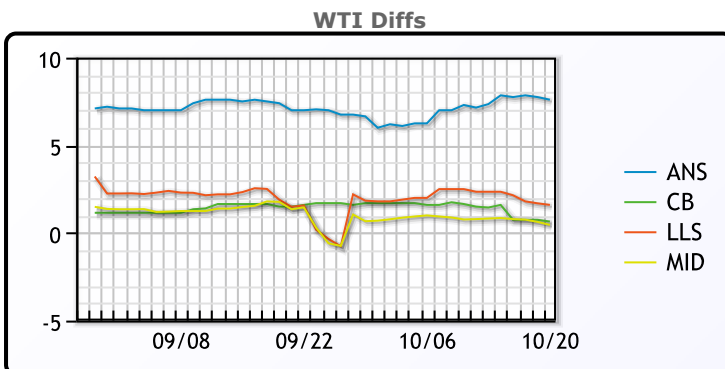
Oil prices were lower today on hopes of de-escalation of the middle east conflict. Hamas' armed wing released two US hostages from Gaza. "The report took some of the risk premium out of the market," said Phil Flynn, analyst at Price Futures Group. "The market went from starting the day with little hope and went to possible signs that there may be some way out of this crisis." Also supporting prices was forecasts of a tightening market as Saudi Arabia and Russia agreed to extend production cuts through year end. Large inventories draws specifically in the US also indicate an under supplied market. WTI traded down \$.62 or -.7% to close at \$88.75. Brent traded \$.22 or -.2% to close at \$92.16.

## Crude & Product Markets



CRUDE			
	Last	Week Ago	Month Ago
ANS	96.35	95.04	97.28
BLS	89.4	89.14	91.88
LLS	90.35	90.04	91.85
Mid	89.21	88.51	91.74
WTI	88.75	87.69	90.28

PRODUCTS			
	Last	Week Ago	Month Ago
Gulf RBOB	2.2792	2.1728	2.5331
Gulf ULSD	3.073	3.1367	3.2899
NYH RBOB	2.3882	2.2908	2.6581
NYH ULSD	3.2455	3.23783	3.3784
USGC 3%	77.125	76.625	81.625



3-2-1 Crack



Gulf 3-2-1 Crack



NGLs

MB

	Last	Week Ago	Month Ago
Butane	78.5	77.375	71.875
IsoButane	99.5	94.375	95.875
Natural Gasoline	161.5	158	170.8
Propane	68.125	70.5	71.25

CONWAY

	Last	Week Ago	Month Ago
Butane	86	86	88
IsoButane	116.75	120	114
Natural Gasoline	173	170	186
Propane	66.75	68	69.875

MB NON

	Last	Week Ago	Month Ago
Butane	81.5	80.375	86.875
IsoButane	99.5	94.375	95.875
Natural Gasoline	161.5	156.75	170.25
Propane	67.4	70.4	70.4

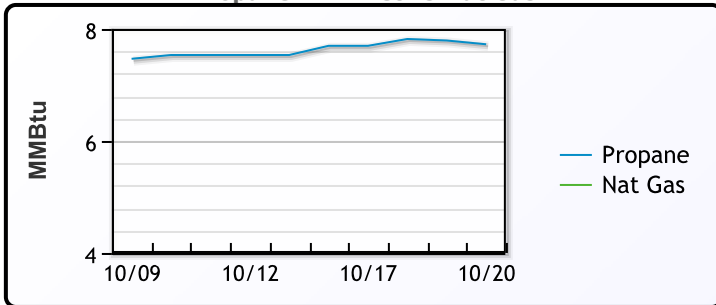
EDMONTON

	Last	Week Ago	Month Ago
Propane	52.5	53.3	55.4

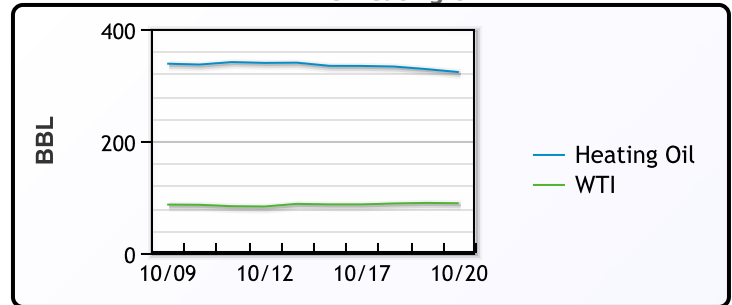
SARNIA

	Last	Week Ago	Month Ago
Propane	87.8	85.8	88.5

Propane MT.B Tet vs Nat Gas



WTI vs Heating Oil



FX

	Last	Change
CAD	1.3715	-0.0004
DXY	106.163	-0.09
Gold	1981.4	6.94

RATES

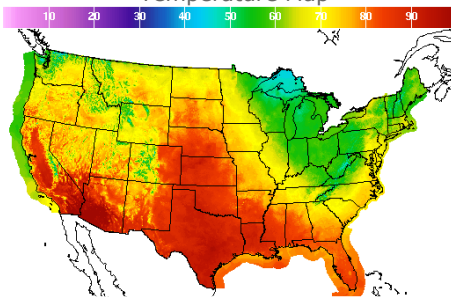
	Last	Change
US 2yr	5.0731	-0.0854
US 10yr	4.9137	-0.0761
CAN 10yr	4.072	-0.124

EQUITIES

	Last	Change
Nasdaq	12983.81	-202.36
TSX	1149.283	-13.982
S&P 500	4224.16	-53.84

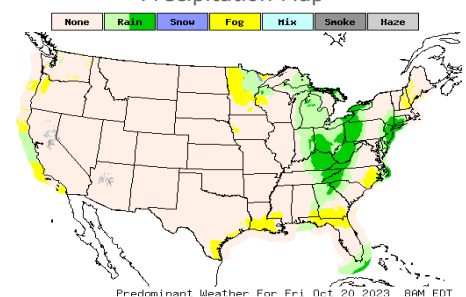
Weather Data

Temperature Map



City	HIGH °F	LOW °F
Calgary	51	42
Conway	69	49
Cushing	85	60
Denver	82	57
Houston	90	69
Mont Belvieu	88	66
Sarnia	56	51
Williston	67	53

Precipitation Map



This report has been prepared by PFL Petroleum Limited personnel for your information only and the views expressed are intended to provide market commentary and are not recommendations. This report is not an offer to sell or a solicitation of any offer to buy any security. The information contained herein has been compiled by PFL from sources believed to be reliable, but no representation or warranty, express or implied, is made by PFL Petroleum Limited, its affiliates or any other person as to its accuracy, completeness or correctness. Copyright 2017 PFL Petroleum Limited. All Rights Reserved