



MARKET DAILY

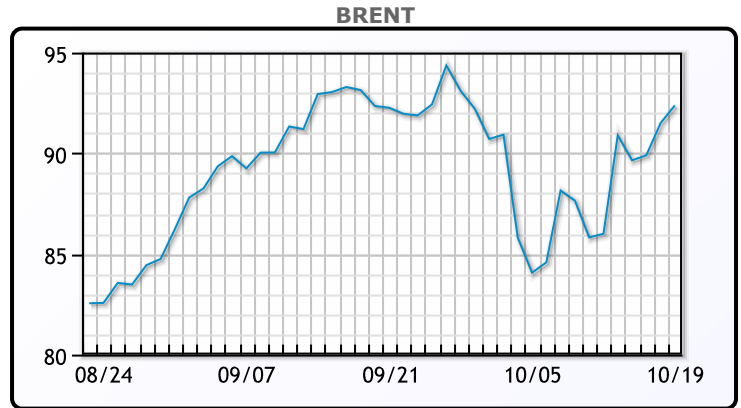
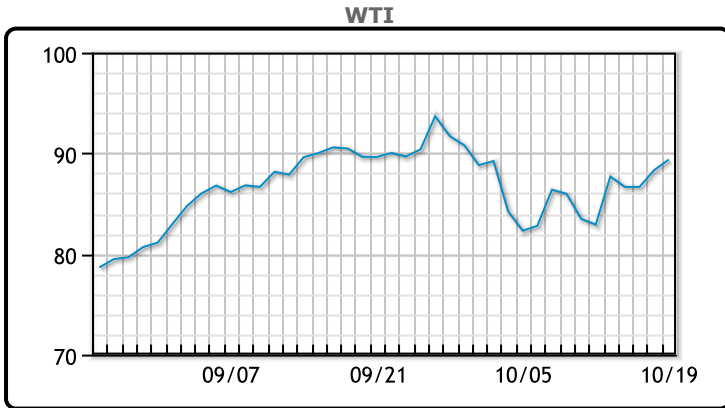
<https://www.pflpetroleum.com>
 1865 Veterans Park Dr. Suite 303
 Naples, Florida 34109
 Phone: 239-390-2885
 Fax: 239-949-0611
 Oct 19, 2023 7:55 PM

Major Energy Futures		
	Settle	Change
Brent	92.38	0.88
Gas Oil	910	11.25
Natural Gas	2.957	-0.099
RBOB	236.17	0.82
ULSD	317.3	3.37
WTI	89.37	1.05

Market Commentary

Oil prices settled higher today as traders remained nervous that Israel's military campaign in Gaza could escalate to a regional conflict. Israeli Defense Minister Yoav Gallant told troops gathered at the Gaza border that they would soon see the Palestinian enclave "from inside," suggesting an expected ground invasion could be nearing. U.S. West Texas Intermediate futures for November delivery, which expires tomorrow, settled up \$1.05 per barrel at \$89.37. Brent futures for December settled up 88 cents per barrel to close at US\$92.38 per barrel. At their session lows, both benchmarks were down more than \$1/bbl. "We are still very much in flux and the potential to escalate, particularly from the Arab world, is an issue." – John Kilduff, partner at Again Capital LLC commented today in New York

Crude & Product Markets

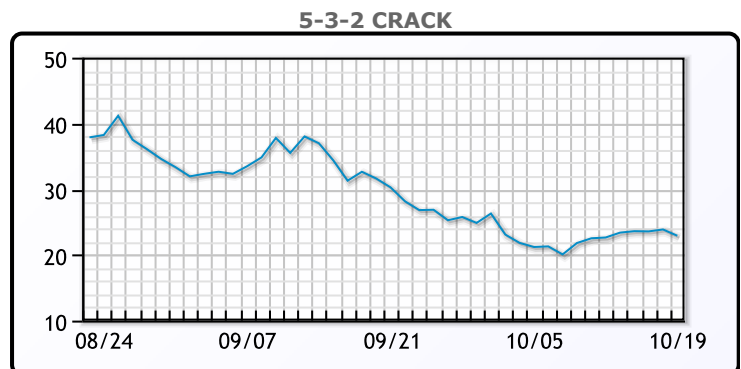
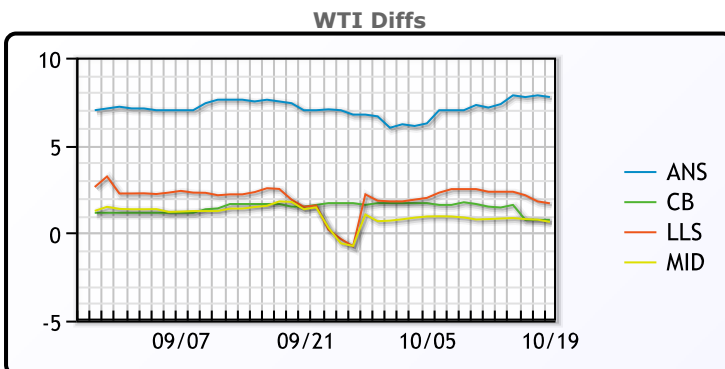


CRUDE

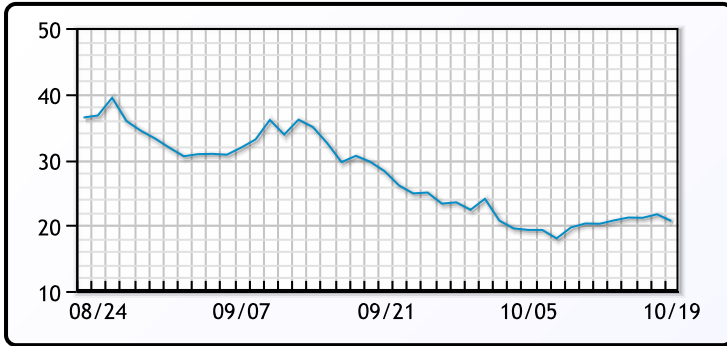
	Last	Week Ago	Month Ago
ANS	97.12	90.06	98.2
BLS	90.12	84.41	92.7
LLS	91.06	90.04	92.69
Mid	90	88.51	92.55
WTI	89.37	82.91	91.2

PRODUCTS

	Last	Week Ago	Month Ago
Gulf RBOB	2.2792	2.1728	2.5331
Gulf ULSD	3.073	3.1367	3.2899
NYH RBOB	2.3882	2.2908	2.6581
NYH ULSD	3.2455	3.23783	3.3784
USGC 3%	79.875	73.375	83.125



3-2-1 Crack



Gulf 3-2-1 Crack



NGLs

MB

	Last	Week Ago	Month Ago
Butane	79.3	73.3	72.8
IsoButane	98.9	90.9	97.3
Natural Gasoline	163	152.5	173
Propane	69.8	68.6	73.8

CONWAY

	Last	Week Ago	Month Ago
Butane	85.6	83.8	89.3
IsoButane	116	117	117
Natural Gasoline	173	161	188
Propane	68.4	65.8	72.6

MB NON

	Last	Week Ago	Month Ago
Butane	82.3	78	89.3
IsoButane	98.9	90.9	97.3
Natural Gasoline	163	152.5	173
Propane	69.6	68.5	73

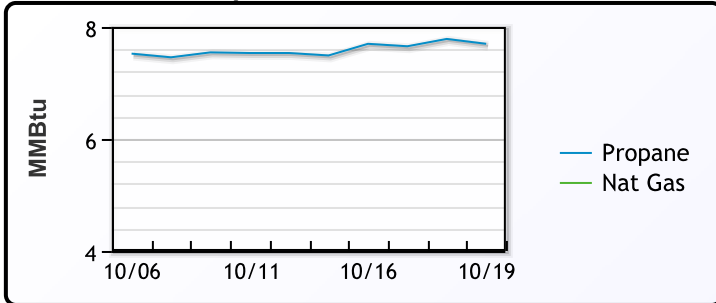
EDMONTON

	Last	Week Ago	Month Ago
Propane	54.9	50.8	58.6

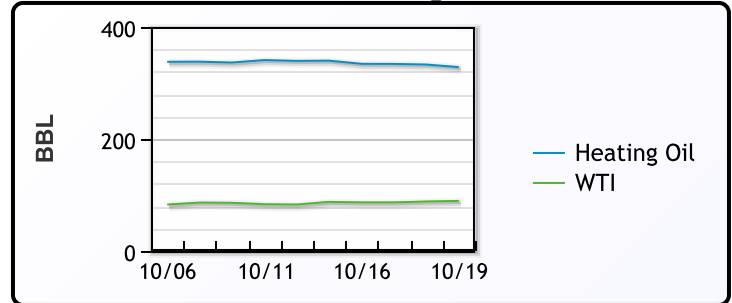
SARNIA

	Last	Week Ago	Month Ago
Propane	88.5	85.8	91

Propane MT.B Tet vs Nat Gas



WTI vs Heating Oil



FX

	Last	Change
CAD	1.3717	-0.0002
DXY	106.23	-0.023
Gold	1977.07	2.61

RATES

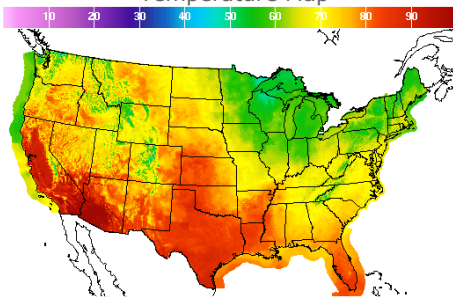
	Last	Change
US 2yr	5.1585	0
US 10yr	4.9855	-0.0043
CAN 10yr	4.196	0.091

EQUITIES

	Last	Change
Nasdaq	13186.17	-128.13
TSX	1163.265	-6.373
S&P 500	4278	-36.6

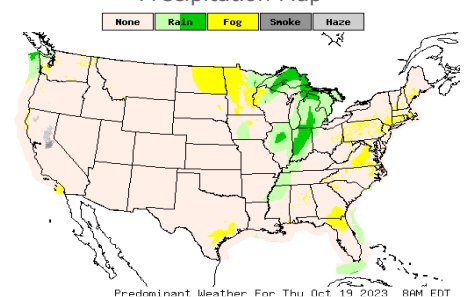
Weather Data

Temperature Map



City	HIGH °F	LOW °F
Calgary	67	44
Conway	61	45
Cushing	78	54
Denver	76	56
Houston	85	67
Mont Belvieu	84	64
Sarnia	59	49
Williston	68	48

Precipitation Map



This report has been prepared by PFL Petroleum Limited personnel for your information only and the views expressed are intended to provide market commentary and are not recommendations. This report is not an offer to sell or a solicitation of any offer to buy any security. The information contained herein has been compiled by PFL from sources believed to be reliable, but no representation or warranty, express or implied, is made by PFL Petroleum Limited, its affiliates or any other person as to its accuracy, completeness or correctness. Copyright 2017 PFL Petroleum Limited. All Rights Reserved