



MARKET DAILY

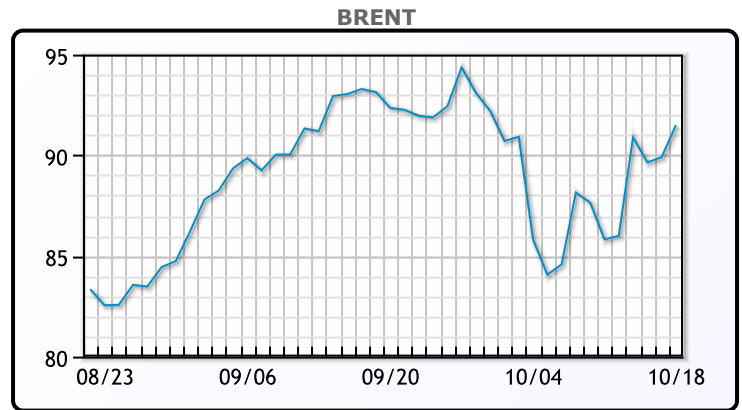
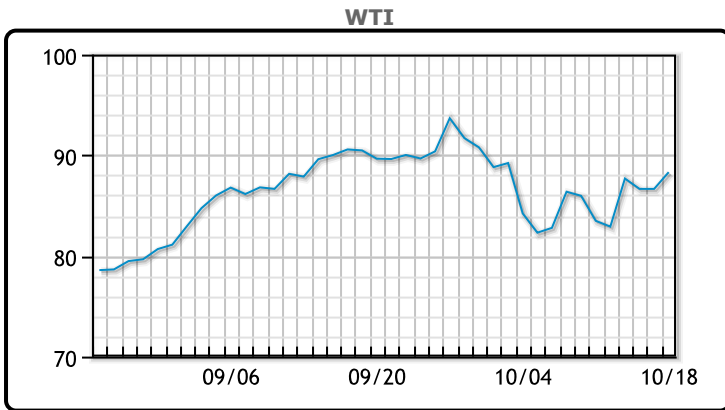
<https://www.pflpetroleum.com>
 1865 Veterans Park Dr. Suite 303
 Naples, Florida 34109
 Phone: 239-390-2885
 Fax: 239-949-0611
 Oct 18, 2023 7:40 PM

Major Energy Futures		
	Settle	Change
Brent	91.5	1.60
Gas Oil	912.75	-24.75
Natural Gas	3.056	-0.023
RBOB	235.35	6.9
ULSD	313.93	-3.74
WTI	88.32	1.66

Market Commentary

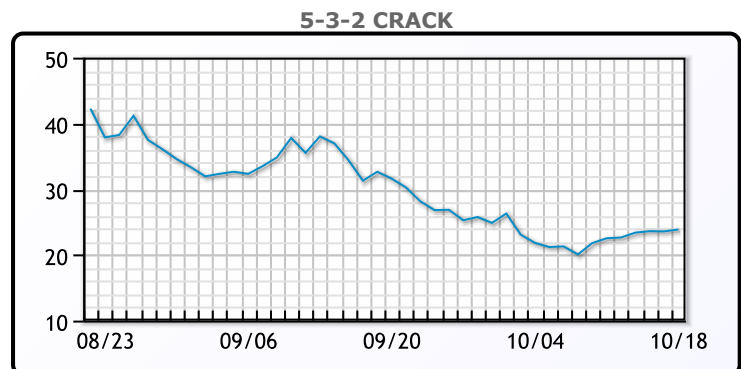
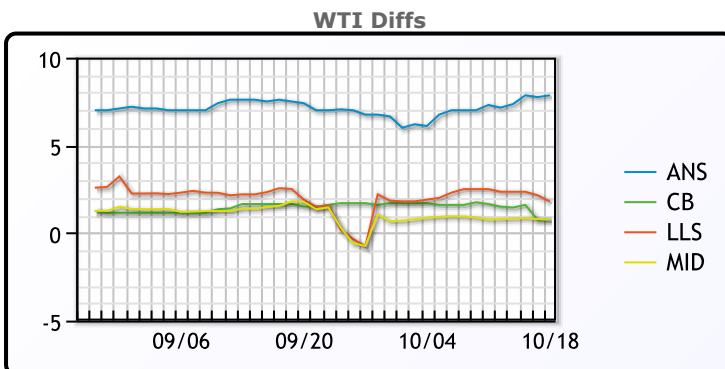
Oil was up 2% today on the back of a big U.S. crude storage draw and continued Middle East tensions. The U.S. Energy Information Administration said energy firms pulled 4.5 million barrels of crude from stockpiles during the week ended October 13, 2023. Supplies declined 800,000 barrels at Cushing to its lowest level since October 2014, prompting concerns about the quality of oil remaining at the delivery point for U.S. oil futures. U.S. West Texas Intermediate crude rose \$1.66 per barrel, to settle at \$88.32 per barrel. Brent futures rose \$1.60 per barrel, to settle at US\$91.50/bbl. Distillate stockpiles fell by 3.2 million barrels week over week, while gasoline stocks fell by 2.4 million barrels week over week.

Crude & Product Markets

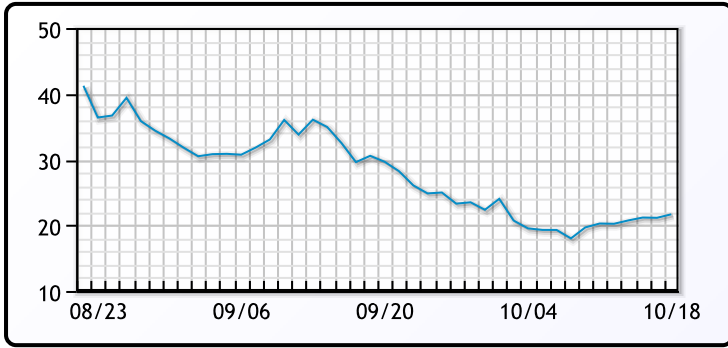


CRUDE			
	Last	Week Ago	Month Ago
ANS	96.17	90.79	98.88
BLS	89.07	85.14	92.98
LLS	90.12	90.04	93.38
Mid	89.08	88.51	93.25
WTI	88.32	83.49	91.48

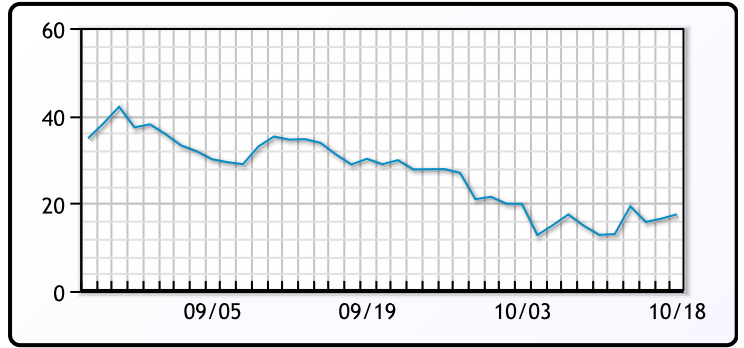
PRODUCTS			
	Last	Week Ago	Month Ago
Gulf RBOB	2.271	2.1728	2.5779
Gulf ULSD	3.0363	3.1367	3.2088
NYH RBOB	2.372	2.2908	2.7054
NYH ULSD	3.2118	3.23783	3.2958
USGC 3%	78.625	73.625	83.875



3-2-1 Crack



Gulf 3-2-1 Crack



NGLs

MB

	Last	Week Ago	Month Ago
Butane	78.1	68.8	76
IsoButane	98.1	91.8	100.1
Natural Gasoline	160.8	153.8	175.8
Propane	70.5	69	76.1

CONWAY

	Last	Week Ago	Month Ago
Butane	85.5	81.1	91
IsoButane	117.5	115.5	111
Natural Gasoline	176	166	183.5
Propane	69	66.4	75.3

MB NON

	Last	Week Ago	Month Ago
Butane	81.1	78.8	92
IsoButane	98.1	91.8	100.1
Natural Gasoline	160.8	153.8	175.8
Propane	70.4	68.8	75.6

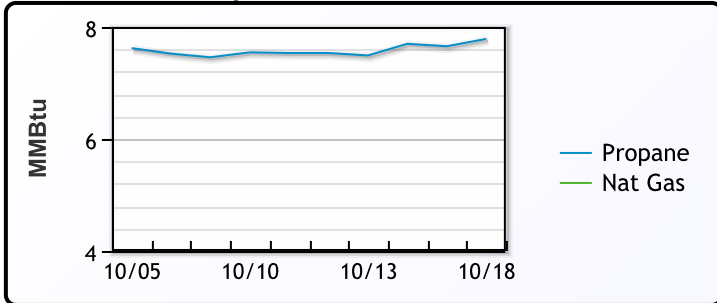
EDMONTON

	Last	Week Ago	Month Ago
Propane	55	50.4	61.3

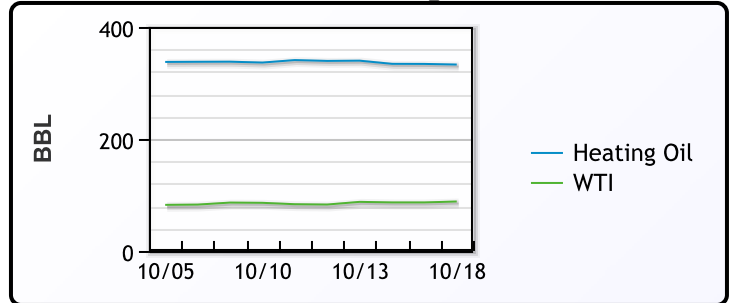
SARNIA

	Last	Week Ago	Month Ago
Propane	88.5	85.8	91

Propane MT.B Tet vs Nat Gas



WTI vs Heating Oil



FX

	Last	Change
CAD	1.3715	-0.0001
DXY	106.565	0.315
Gold	1951.08	3.53

RATES

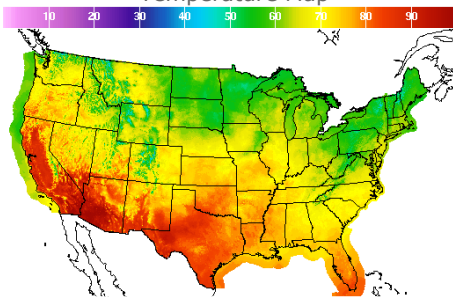
	Last	Change
US 2yr	5.2225	0.013
US 10yr	4.9149	0.0808
CAN 10yr	4.105	0.031

EQUITIES

	Last	Change
Nasdaq	13314.3	-219.45
TSX	1169.638	-14.506
S&P 500	4314.6	-58.6

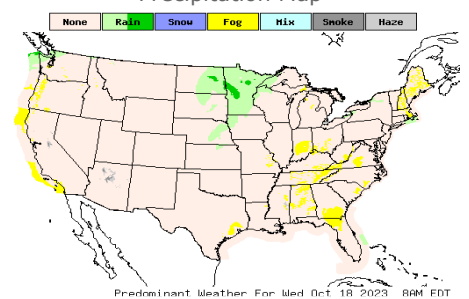
Weather Data

Temperature Map



City	HIGH °F	LOW °F
Calgary	65	44
Conway	57	51
Cushing	80	54
Denver	69	53
Houston	81	61
Mont Belvieu	80	55
Sarnia	59	43
Williston	56	48

Precipitation Map



This report has been prepared by PFL Petroleum Limited personnel for your information only and the views expressed are intended to provide market commentary and are not recommendations. This report is not an offer to sell or a solicitation of any offer to buy any security. The information contained herein has been compiled by PFL from sources believed to be reliable, but no representation or warranty, express or implied, is made by PFL Petroleum Limited, its affiliates or any other person as to its accuracy, completeness or correctness. Copyright 2017 PFL Petroleum Limited. All Rights Reserved