



MARKET DAILY

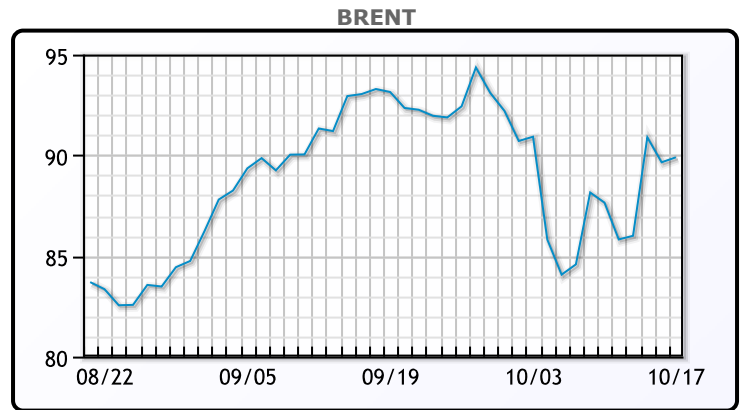
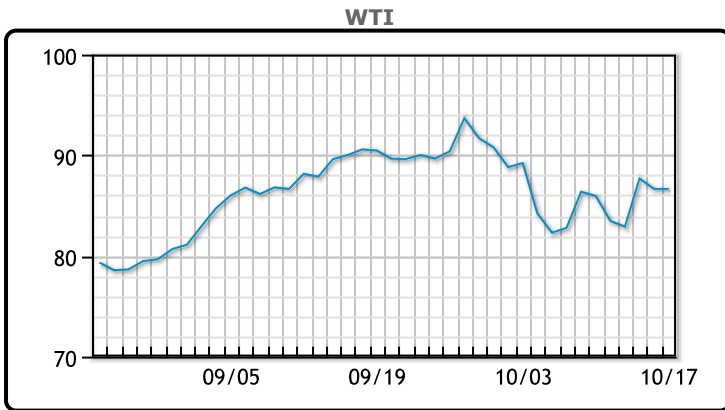
<https://www.pflpetroleum.com>
 1865 Veterans Park Dr. Suite 303
 Naples, Florida 34109
 Phone: 239-390-2885
 Fax: 239-949-0611
 Oct 17, 2023 6:10 PM

Major Energy Futures		
	Settle	Change
Brent	89.9	0.25
Gas Oil	901.5	-1.25
Natural Gas	3.079	-0.03
RBOB	228.45	1.15
ULSD	317.67	2.75
WTI	86.66	0

Market Commentary

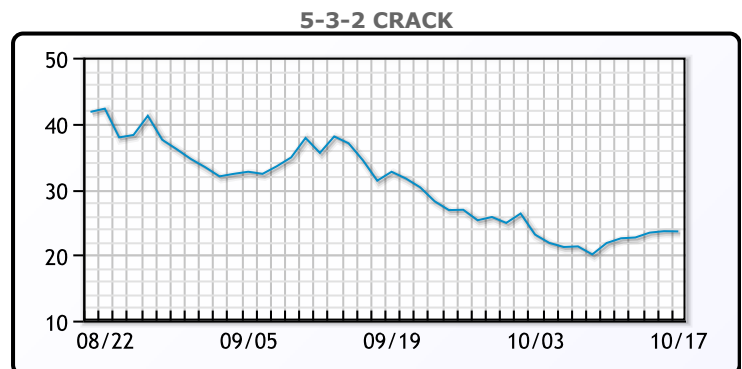
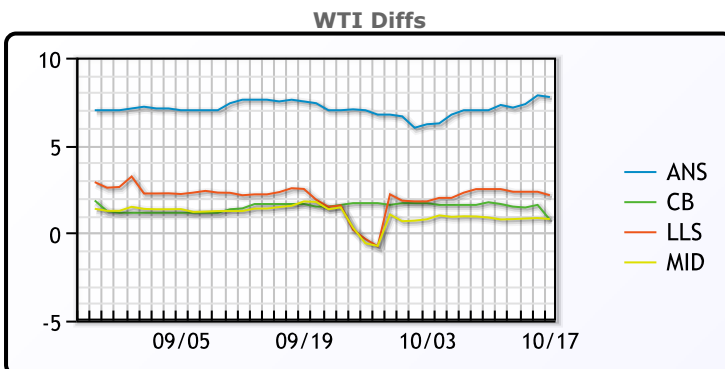
Oil prices were mostly flat today. Both benchmarks have been rallying since tensions flared up in the Middle East. "Oil prices are wavering as energy traders await to see if the U.S. diplomatic efforts will be successful in preventing the Israel-Hamas conflict from turning into a wider regional war," said Edward Moya, senior market analyst at OANDA. Providing some support to prices, U.S. retail sales increased more than expected in September as households stepped up purchases of motor vehicles and spent more at restaurants and bars. Weighing on prices with the possibility of increased supply, Venezuela's government and opposition are set to resume long-suspended talks on Tuesday, which could lead to Washington easing sanctions, multiple sources said. WTI stayed unchanged at \$86.66. Brent traded up \$.25 to close at \$89.90.

Crude & Product Markets

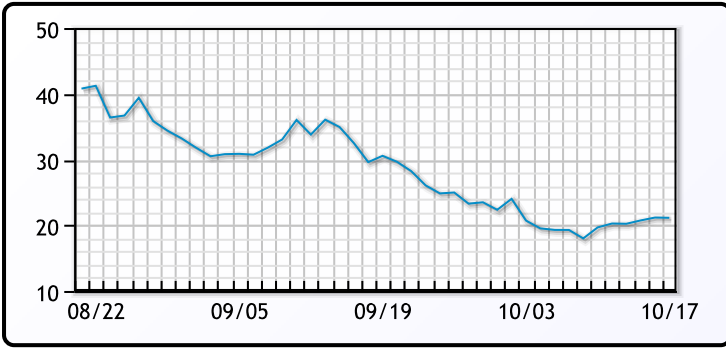


CRUDE			
	Last	Week Ago	Month Ago
ANS	94.41	92.97	98.27
BLS	87.41	87.72	92.42
LLS	88.81	85.26	93.28
Mid	87.45	83.7	92.57
WTI	86.66	85.97	90.77

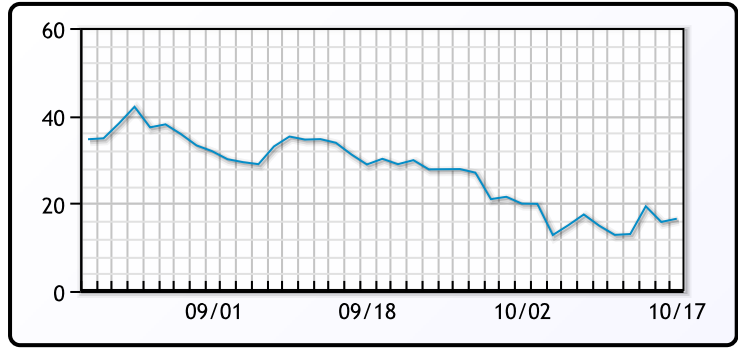
PRODUCTS			
	Last	Week Ago	Month Ago
Gulf RBOB	2.193	2.07	2.5906
Gulf ULSD	3.0742	2.9689	3.3034
NYH RBOB	2.3105	2.191	2.9156
NYH ULSD	3.2492	3.07978	3.3919
USGC 3%	75.375	75.125	84.125



3-2-1 Crack



Gulf 3-2-1 Crack



NGLs

MB

	Last	Week Ago	Month Ago
Butane	78.5	75.75	78
IsoButane	96.5	90.25	101
Natural Gasoline	156	156.5	176.5
Propane	71.625	69	77.5

CONWAY

	Last	Week Ago	Month Ago
Butane	85.5	81.25	91
IsoButane	114	114	110
Natural Gasoline	172	169	183
Propane	69.125	66.5	76.375

MB NON

	Last	Week Ago	Month Ago
Butane	81.5	78.75	93
IsoButane	96.5	90.25	101
Natural Gasoline	156	156.75	176
Propane	71	68.9	78

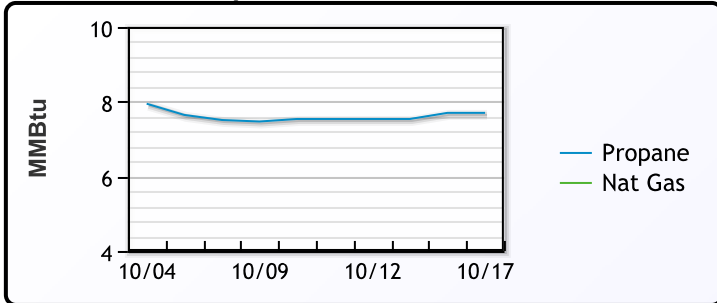
EDMONTON

	Last	Week Ago	Month Ago
Propane	53.9	50.3	62.5

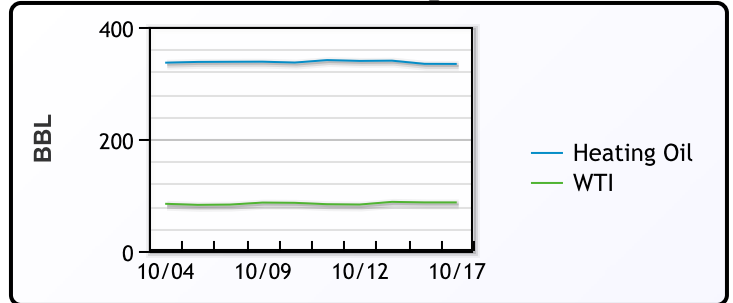
SARNIA

	Last	Week Ago	Month Ago
Propane	87	84.3	91

Propane MT.B Tet vs Nat Gas



WTI vs Heating Oil



FX

	Last	Change
CAD	1.3649	0.0001
DXY	106.25	0.007
Gold	1923.84	0.66

RATES

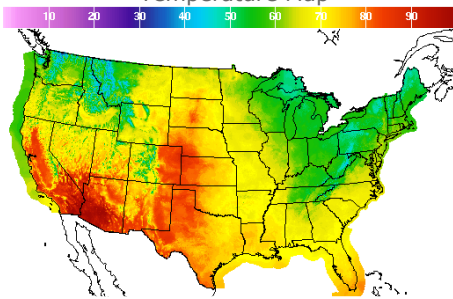
	Last	Change
US 2yr	5.2095	0.111
US 10yr	4.8341	0.1281
CAN 10yr	4.074	0.041

EQUITIES

	Last	Change
Nasdaq	13533.75	-34.23
TSX	1184.144	3.903
S&P 500	4373.2	-0.43

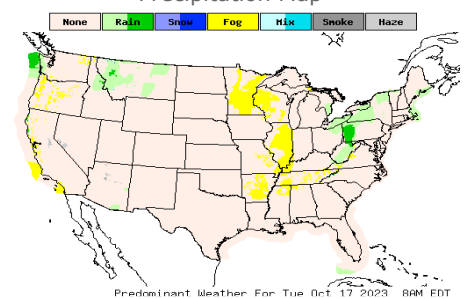
Weather Data

Temperature Map



City	HIGH °F	LOW °F
Calgary	59	45
Conway	62	47
Cushing	73	45
Denver	81	56
Houston	75	56
Mont Belvieu	72	51
Sarnia	54	45
Williston	67	52

Precipitation Map



This report has been prepared by PFL Petroleum Limited personnel for your information only and the views expressed are intended to provide market commentary and are not recommendations. This report is not an offer to sell or a solicitation of any offer to buy any security. The information contained herein has been compiled by PFL from sources believed to be reliable, but no representation or warranty, express or implied, is made by PFL Petroleum Limited, its affiliates or any other person as to its accuracy, completeness or correctness. Copyright 2017 PFL Petroleum Limited. All Rights Reserved