



MARKET DAILY

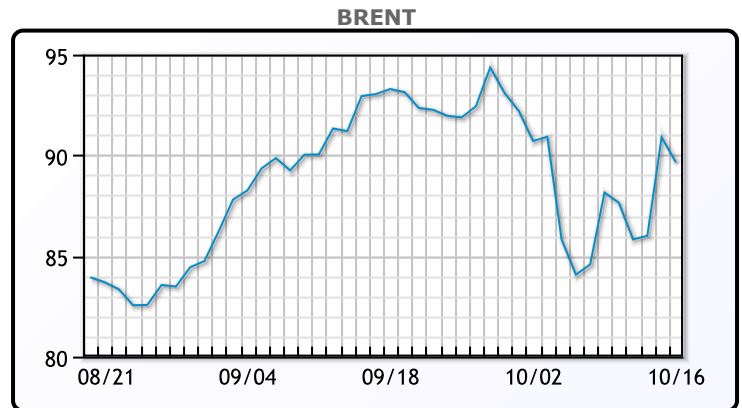
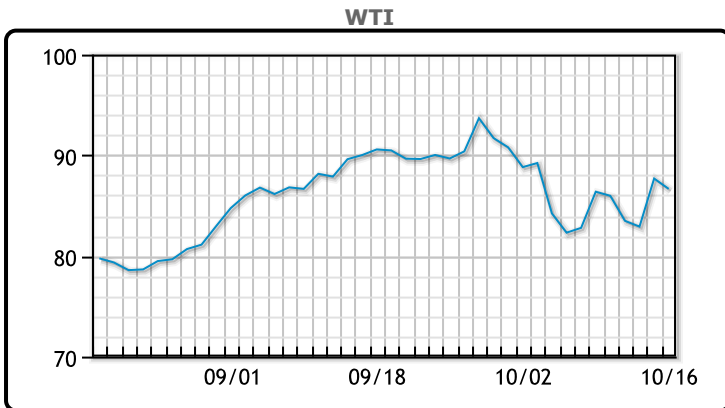
<https://www.pflpetroleum.com>
 1865 Veterans Park Dr. Suite 303
 Naples, Florida 34109
 Phone: 239-390-2885
 Fax: 239-949-0611
 Oct 16, 2023 7:40 PM

Major Energy Futures		
	Settle	Change
Brent	89.65	-1.24
Gas Oil	926.25	43.25
Natural Gas	3.109	-0.127
RBOB	227.3	0.77
ULSD	314.92	-6.25
WTI	86.66	-1.03

Market Commentary

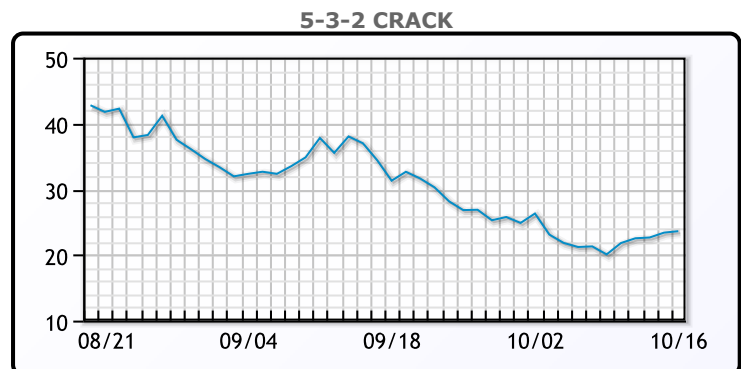
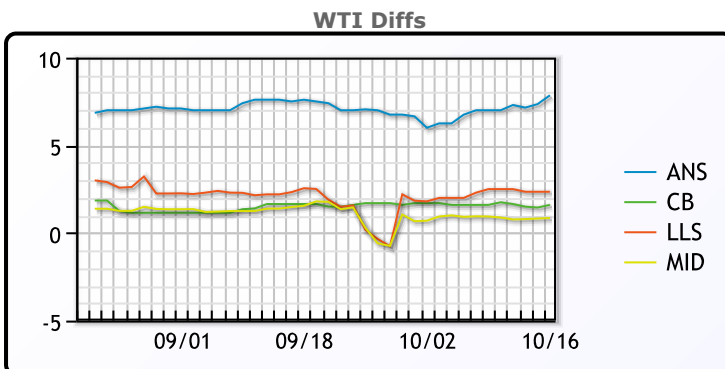
Oil prices were lower today as expectations are rising that the US and Venezuela will reach a deal easing sanctions on their crude exports. "The reported deal ... would help to raise the country's oil output from very depressed levels," said William Jackson, chief emerging markets economist for Capital Economics. "But the sector requires enormous investment to return output to the levels seen only a decade ago," Jackson added. "And this wouldn't materially affect the deficit in the global oil market in the near term." The U.S. last week imposed the first sanctions on owners of tankers carrying Russian oil priced above the Group of Seven's price cap of \$60 a barrel, an effort to close loopholes in the mechanism designed to deprive Moscow of revenue for its energy sales. WTI traded down \$1.03 or -1.2% to close at \$86.66. Brent traded down \$1.24 or -1.4% to close at \$89.65.

Crude & Product Markets

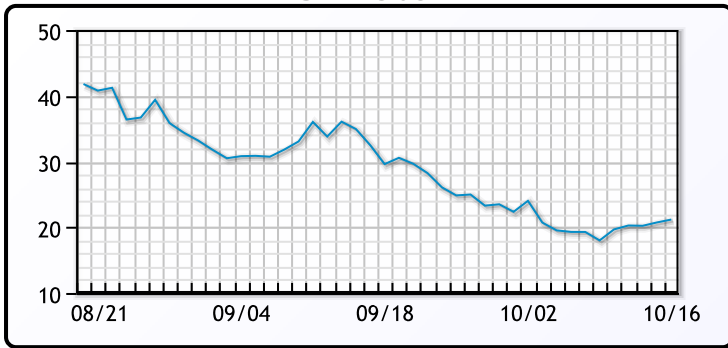


CRUDE			
	Last	Week Ago	Month Ago
ANS	94.51	93.38	98.27
BLS	88.26	87.98	92.42
LLS	89.01	85.99	93.28
Mid	87.51	84.26	92.57
WTI	86.66	86.38	90.77

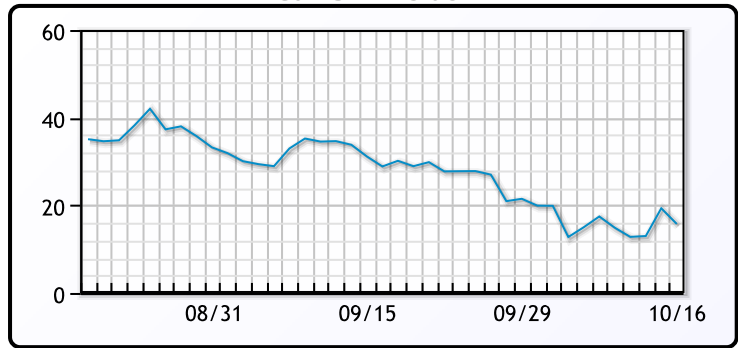
PRODUCTS			
	Last	Week Ago	Month Ago
Gulf RBOB	2.1805	2.1201	2.5906
Gulf ULSD	3.0717	2.92	3.3034
NYH RBOB	2.2975	2.2381	2.9156
NYH ULSD	3.2217	3.04088	3.3919
USGC 3%	75.375	75.625	84.125



3-2-1 Crack



Gulf 3-2-1 Crack



NGLs

MB

	Last	Week Ago	Month Ago
Butane	73.8	74.1	77.1
IsoButane	95.3	91.1	99.6
Natural Gasoline	155.3	157.8	176.5
Propane	70.1	69.1	78

CONWAY

	Last	Week Ago	Month Ago
Butane	84	81.1	90.5
IsoButane	114	112	110
Natural Gasoline	171.5	173	183
Propane	68	66.4	76.5

MB NON

	Last	Week Ago	Month Ago
Butane	78.5	78.1	93.1
IsoButane	95.3	91.1	99.6
Natural Gasoline	155.3	157.8	176.5
Propane	70	68.9	78

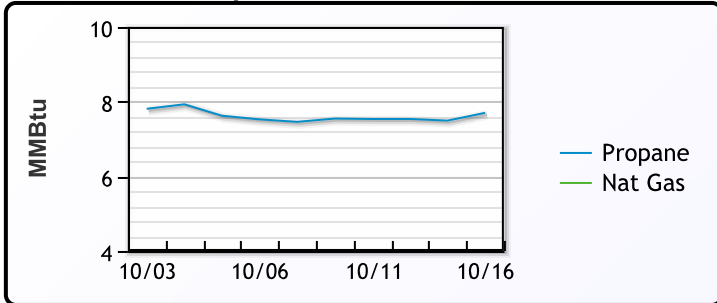
EDMONTON

	Last	Week Ago	Month Ago
Propane	53.5	50.4	62.5

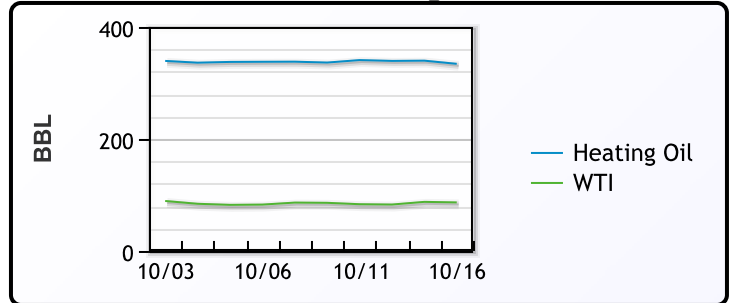
SARNIA

	Last	Week Ago	Month Ago
Propane	85.8	86.5	91

Propane MT.B Tet vs Nat Gas



WTI vs Heating Oil



FX

	Last	Change
CAD	1.3614	0.0003
DXY	106.243	-0.405
Gold	1920.66	0.46

RATES

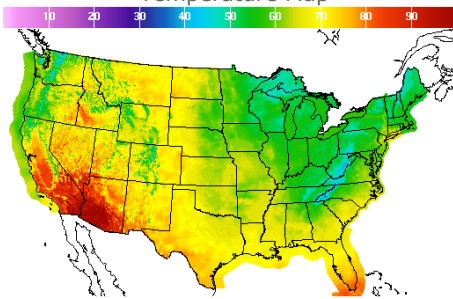
	Last	Change
US 2yr	5.0985	0.0447
US 10yr	4.706	0.0936
CAN 10yr	4.033	0.063

EQUITIES

	Last	Change
Nasdaq	13567.98	160.75
TSX	1180.241	10.267
S&P 500	4373.63	45.85

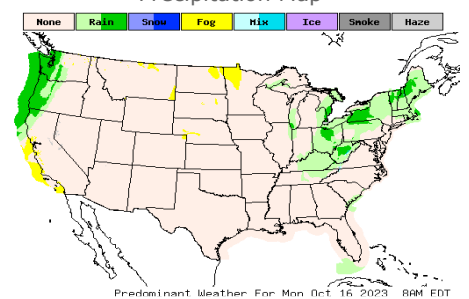
Weather Data

Temperature Map



City	HIGH °F	LOW °F
Calgary	55	45
Conway	59	41
Cushing	63	40
Denver	71	50
Houston	69	56
Mont Belvieu	68	49
Sarnia	54	45
Williston	66	46

Precipitation Map



This report has been prepared by PFL Petroleum Limited personnel for your information only and the views expressed are intended to provide market commentary and are not recommendations. This report is not an offer to sell or a solicitation of any offer to buy any security. The information contained herein has been compiled by PFL from sources believed to be reliable, but no representation or warranty, express or implied, is made by PFL Petroleum Limited, its affiliates or any other person as to its accuracy, completeness or correctness. Copyright 2017 PFL Petroleum Limited. All Rights Reserved