



MARKET DAILY

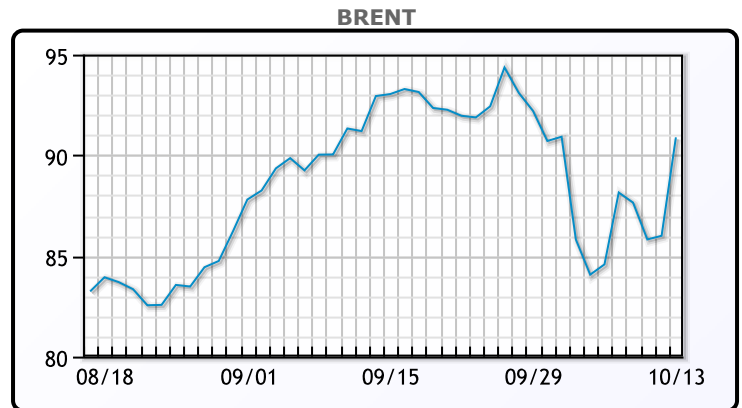
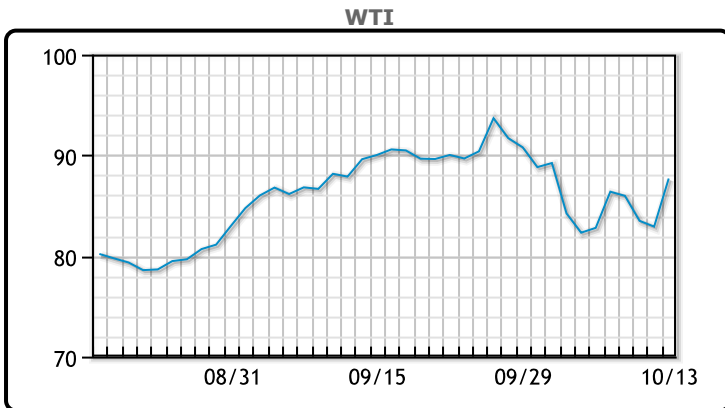
<https://www.pflpetroleum.com>
 1865 Veterans Park Dr. Suite 303
 Naples, Florida 34109
 Phone: 239-390-2885
 Fax: 239-949-0611
 Oct 13, 2023 8:37 PM

Major Energy Futures		
	Settle	Change
Brent	90.89	4.89
Gas Oil	927.5	16.25
Natural Gas	3.236	-0.033
RBOB	226.53	-4.51
ULSD	321.17	4.64
WTI	87.69	4.78

Market Commentary

Oil prices jumped today rallying to close at the week on rising mid east tensions. The conflict in Israel is not expected have a major impact on oil and gas supplies but market participants are assessing how it could escalate to a broader regional conflict and what problems that could cause. If the U.S. tightens enforcement of sanctions on Iran's oil exports due to any role it may have in the conflict, then Iran's oil supply could fall. Meanwhile OPEC this week kept its forecast for growth in global oil demand the same citing signs of a resilient world economy so far this year and expected further demand gains in China, the world's biggest oil importer. WTI traded up \$4.78 or 5.8% to close at \$87.69. Brent traded up \$4.89 or 5.7% to close at \$90.89.

Crude & Product Markets

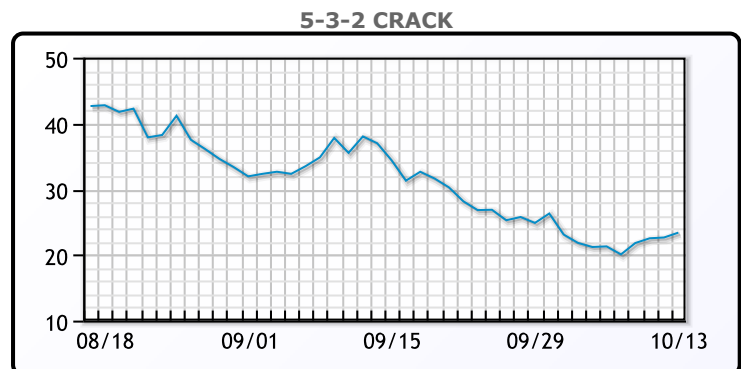
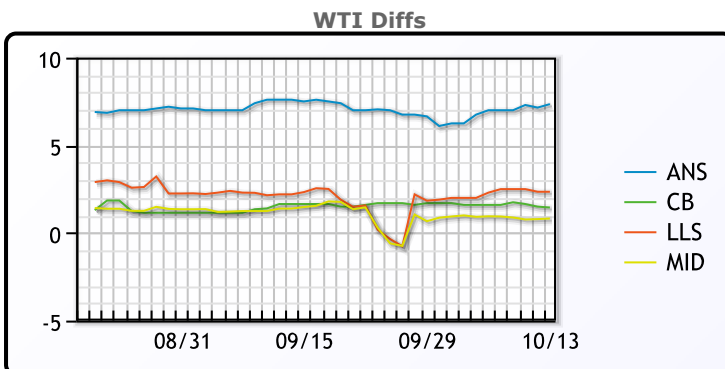


CRUDE

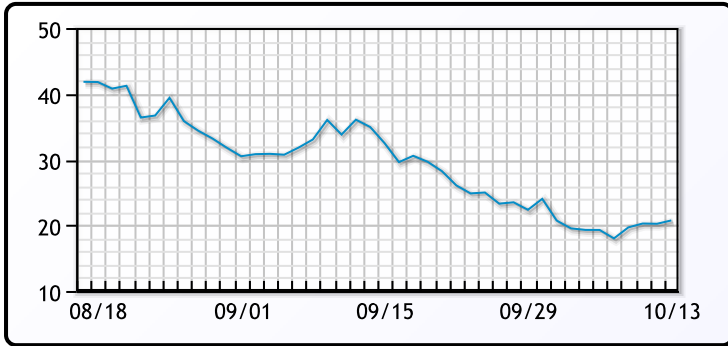
	Last	Week Ago	Month Ago
ANS	95.04	89.79	96.02
BLS	89.14	84.39	90.17
LLS	90.04	85.09	90.85
Mid	88.51	83.74	90
WTI	87.69	82.79	88.52

PRODUCTS

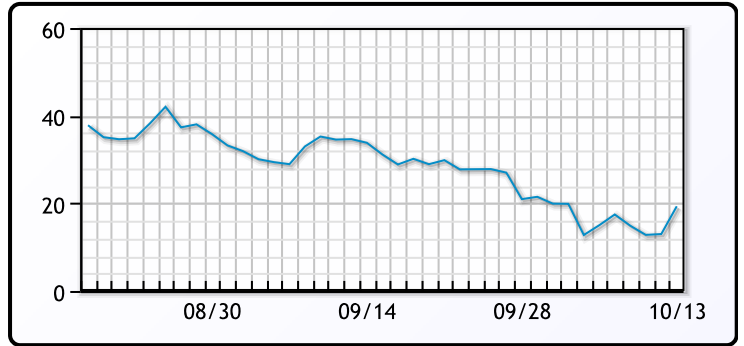
	Last	Week Ago	Month Ago
Gulf RBOB	2.1728	2.1422	2.6609
Gulf ULSD	3.1367	2.8563	3.3704
NYH RBOB	2.2908	2.2182	2.9459
NYH ULSD	3.23783	2.95193	3.4529
USGC 3%	76.625	72.125	82.375



3-2-1 Crack



Gulf 3-2-1 Crack



NGLs

MB

	Last	Week Ago	Month Ago
Butane	74.5	67	81.9
IsoButane	93.9	89	97.8
Natural Gasoline	158	153.5	173.8
Propane	70.5	68.3	77.1

CONWAY

	Last	Week Ago	Month Ago
Butane	85.1	80.5	89.3
IsoButane	120	116	107.5
Natural Gasoline	170	169	177
Propane	68.3	66	76.5

MB NON

	Last	Week Ago	Month Ago
Butane	79.3	77	91.9
IsoButane	93.9	89	97.8
Natural Gasoline	158	153.5	173.8
Propane	70.4	68.1	76.8

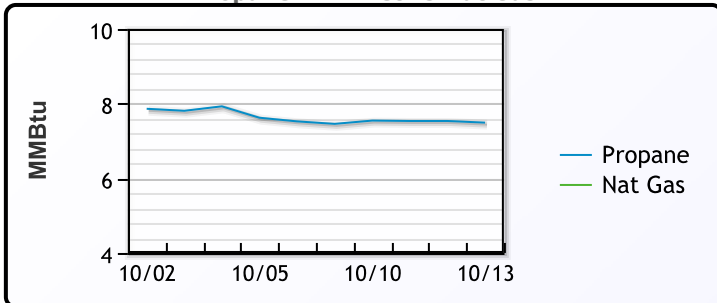
EDMONTON

	Last	Week Ago	Month Ago
Propane	53.3	49.5	61.5

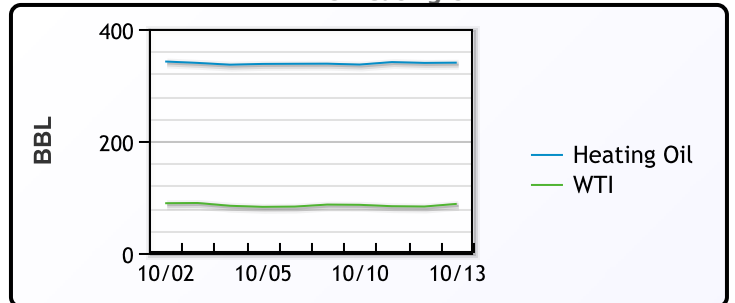
SARNIA

	Last	Week Ago	Month Ago
Propane	85.8	86.5	92

Propane MT.B Tet vs Nat Gas



WTI vs Heating Oil



FX

	Last	Change
CAD	1.366	-0.003
DXY	106.648	0.049
Gold	1932.82	63.92

RATES

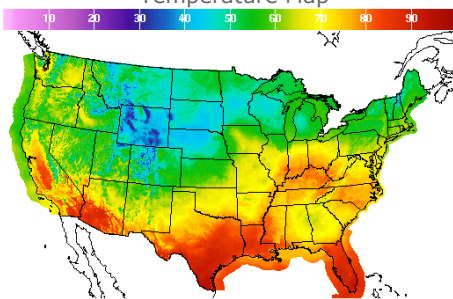
	Last	Change
US 2yr	5.0538	-0.0149
US 10yr	4.6124	-0.0845
CAN 10yr	3.97	-0.065

EQUITIES

	Last	Change
Nasdaq	13407.23	-166.99
TSX	1169.974	-2.837
S&P 500	4327.78	-21.83

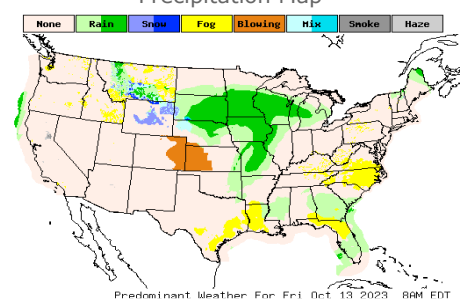
Weather Data

Temperature Map



City	HIGH °F	LOW °F
Calgary	48	39
Conway	54	44
Cushing	67	55
Denver	54	42
Houston	86	70
Mont Belvieu	83	67
Sarnia	53	45
Williston	48	44

Precipitation Map



This report has been prepared by PFL Petroleum Limited personnel for your information only and the views expressed are intended to provide market commentary and are not recommendations. This report is not an offer to sell or a solicitation of any offer to buy any security. The information contained herein has been compiled by PFL from sources believed to be reliable, but no representation or warranty, express or implied, is made by PFL Petroleum Limited, its affiliates or any other person as to its accuracy, completeness or correctness. Copyright 2017 PFL Petroleum Limited. All Rights Reserved