



MARKET DAILY

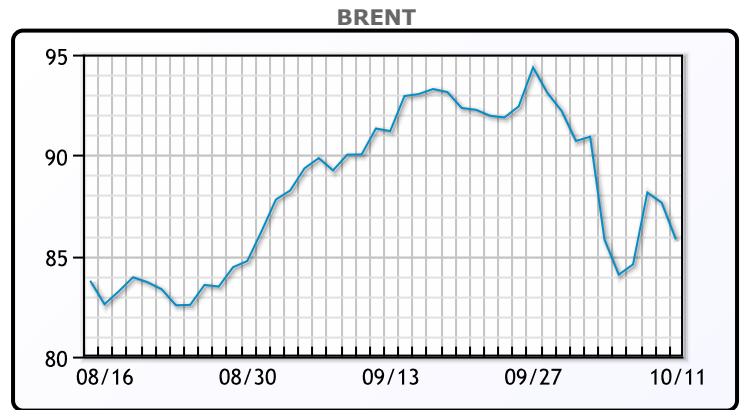
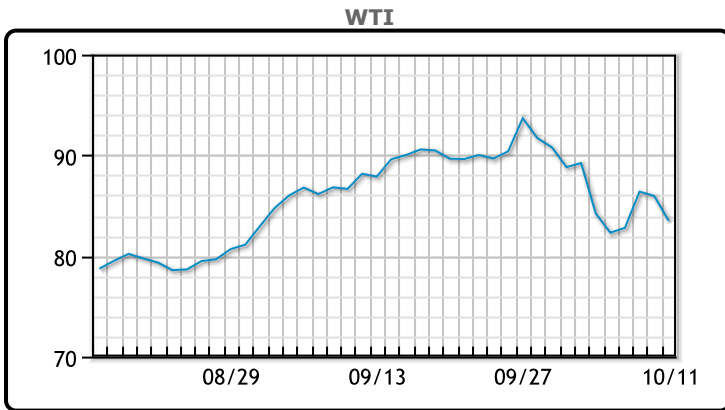
<https://www.pflpetroleum.com>
 1865 Veterans Park Dr. Suite 303
 Naples, Florida 34109
 Phone: 239-390-2885
 Fax: 239-949-0611
 Oct 11, 2023 8:14 PM

Major Energy Futures		
	Settle	Change
Brent	85.82	-1.83
Gas Oil	889.25	9.75
Natural Gas	3.377	-0.005
RBOB	221.01	-4.83
ULSD	299.85	-2.16
WTI	83.49	-2.48

Market Commentary

Oil prices fell today trading down 2% as Saudi Arabia pledged to help stabilize oil markets if there were any disruptions as a result of the ongoing middle east conflict. Mercuria sees prices hitting \$100/bbl if the situation escalates further. "The only thing that is becoming clear for energy traders is that the road for the global growth recovery is getting rockier," said Edward Moya, senior market analyst at OANDA, noting the "U.S. consumer is weakening (and) Germany might be headed for a deeper recession." U.S. investors will be looking ahead to the release of the Federal Reserve's September policy meeting minutes due later on Wednesday for clues on future interest rate decisions. Interest rate hikes to tame inflation can slow economic growth and reduce oil demand. WTI traded down \$2.48 or -2.9% to close at \$83.49. Brent traded down \$1.83 or -2.1% to close at \$85.62.

Crude & Product Markets

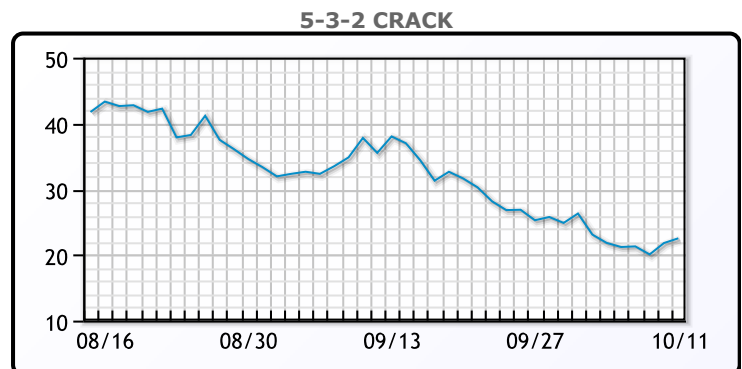
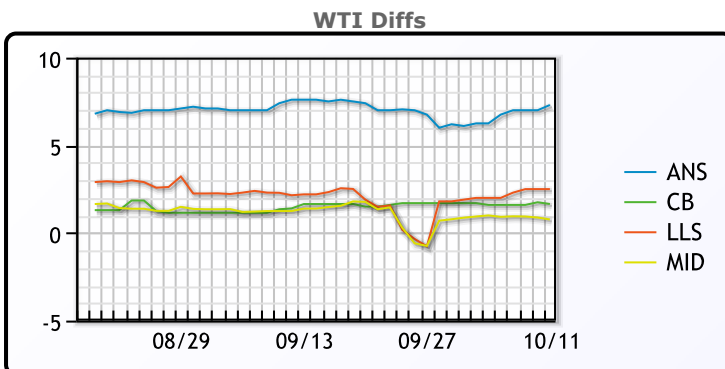


CRUDE

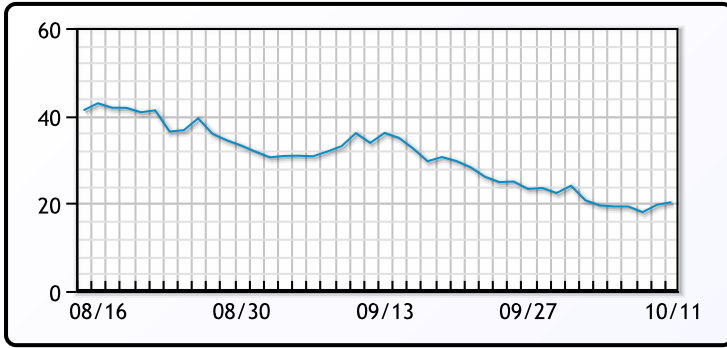
	Last	Week Ago	Month Ago
ANS	90.79	90.47	94.89
BLS	85.14	85.82	88.94
LLS	85.99	85.09	89.49
Mid	84.26	83.74	88.68
WTI	83.49	84.22	87.29

PRODUCTS

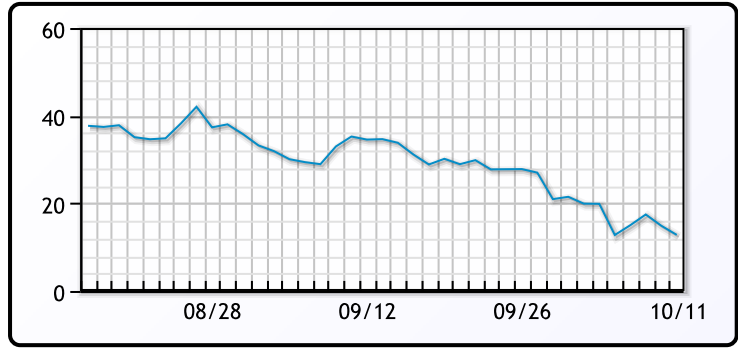
	Last	Week Ago	Month Ago
Gulf RBOB	2.1201	2.1422	2.6687
Gulf ULSD	2.92	2.8563	3.3072
NYH RBOB	2.2381	2.2182	2.9362
NYH ULSD	3.04088	2.95193	3.3847
USGC 3%	73.625	72.625	80.375



3-2-1 Crack



Gulf 3-2-1 Crack



NGLs

MB

	Last	Week Ago	Month Ago
Butane	68.8	71	84.1
IsoButane	91.8	97	99
Natural Gasoline	153.8	153.8	171.3
Propane	69	69.8	76.6

CONWAY

	Last	Week Ago	Month Ago
Butane	81.1	83	88.3
IsoButane	115.5	110	109
Natural Gasoline	166	174	175
Propane	66.4	68	75.5

MB NON

	Last	Week Ago	Month Ago
Butane	78.8	81	91.6
IsoButane	91.8	97	99
Natural Gasoline	153.8	153.8	171.3
Propane	68.8	69.6	76.6

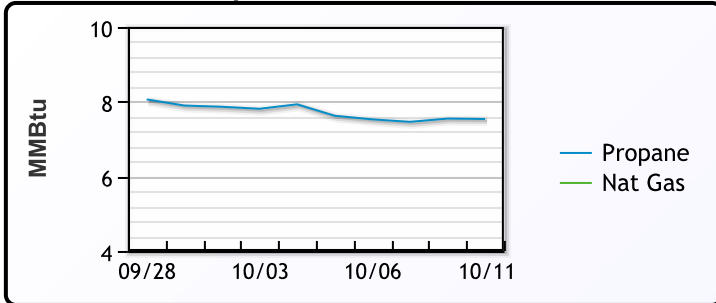
EDMONTON

	Last	Week Ago	Month Ago
Propane	50.4	52.5	61.5

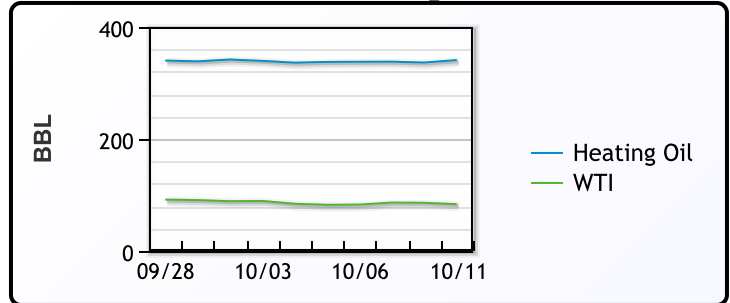
SARNIA

	Last	Week Ago	Month Ago
Propane	85.8	86.3	87.5

Propane MT.B Tet vs Nat Gas



WTI vs Heating Oil



FX

	Last	Change
CAD	1.3592	-0.0001
DXY	105.658	-0.162
Gold	1875.27	0.91

RATES

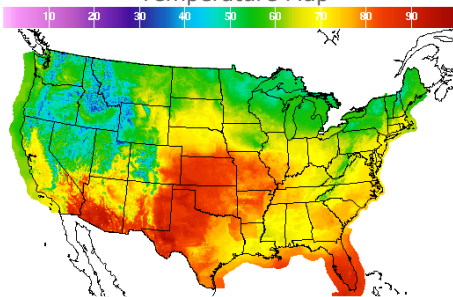
	Last	Change
US 2yr	4.98	-0.0021
US 10yr	4.5521	-0.0061
CAN 10yr	3.921	-0.079

EQUITIES

	Last	Change
Nasdaq	13659.68	96.84
TSX	1181.141	10.884
S&P 500	4376.95	18.71

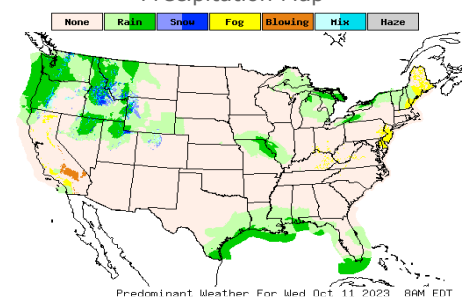
Weather Data

Temperature Map



City	HIGH °F	LOW °F
Calgary	52	45
Conway	54	41
Cushing	81	64
Denver	76	53
Houston	74	65
Mont Belvieu	71	62
Sarnia	55	42
Williston	58	43

Precipitation Map



This report has been prepared by PFL Petroleum Limited personnel for your information only and the views expressed are intended to provide market commentary and are not recommendations. This report is not an offer to sell or a solicitation of any offer to buy any security. The information contained herein has been compiled by PFL from sources believed to be reliable, but no representation or warranty, express or implied, is made by PFL Petroleum Limited, its affiliates or any other person as to its accuracy, completeness or correctness. Copyright 2017 PFL Petroleum Limited. All Rights Reserved