



# MARKET DAILY

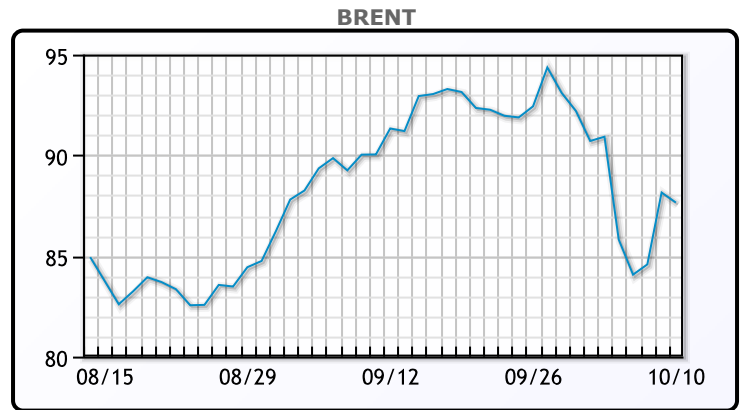
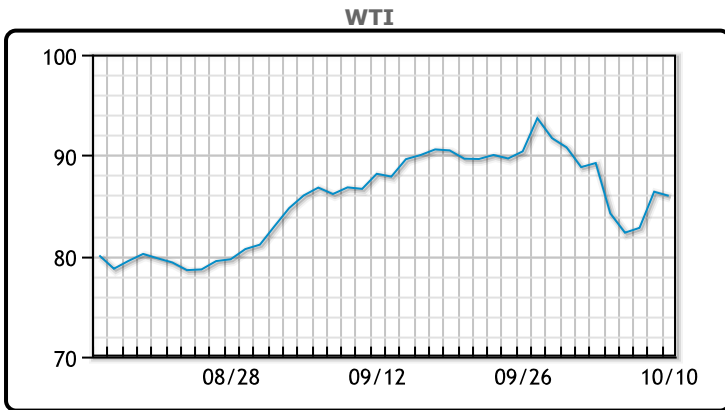
<https://www.pflpetroleum.com>  
 1865 Veterans Park Dr. Suite 303  
 Naples, Florida 34109  
 Phone: 239-390-2885  
 Fax: 239-949-0611  
 Oct 10, 2023 7:13 PM

Major Energy Futures		
	Settle	Change
Brent	87.65	-0.50
Gas Oil	901	23
Natural Gas	3.382	0.006
RBOB	225.84	2.03
ULSD	302.01	5.35
WTI	85.97	-0.41

**Market Commentary**

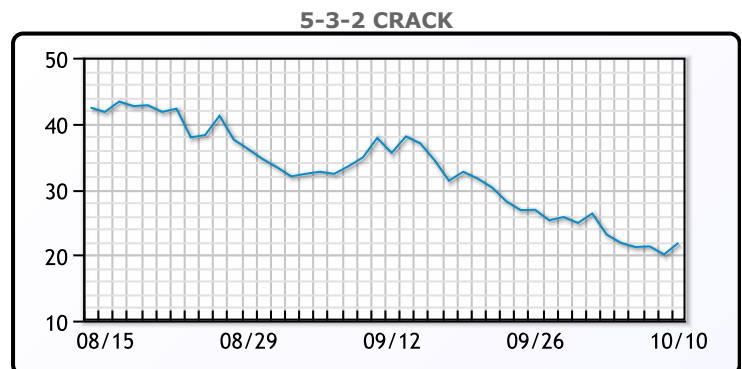
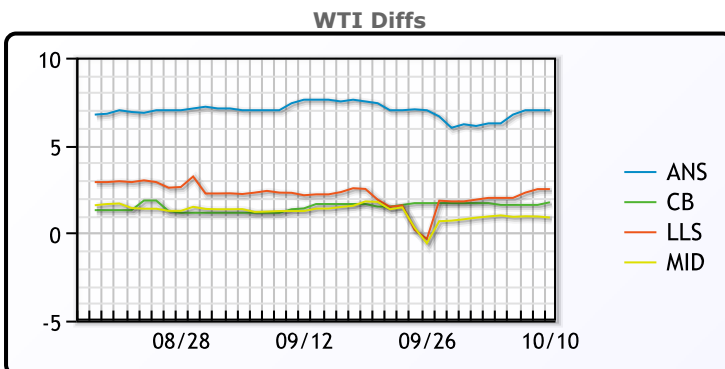
Oil prices were lower today but traded up from session lows reached earlier in the day. "Today it's more like a ping pong game of fear-on, fear-off rather than trading on fundamentals," said Phil Flynn, an analyst at Price Futures Group. Brent and WTI had surged more than \$3.50 on Monday as the military clashes raised fears that the conflict could spread beyond Gaza. While Israel produces very little crude oil, markets worried that if the conflict escalates it could hurt Middle East supply and worsen an expected deficit for the rest of the year. In a more positive sign for supply, Venezuela and the U.S. have progressed in talks that could provide sanctions relief to Caracas by allowing at least one additional foreign oil firm to take Venezuelan crude oil under some conditions. WTI traded down \$.41 or to close at \$85.97. Brent traded down \$.50 or -.57% to close at \$87.65.

## Crude & Product Markets

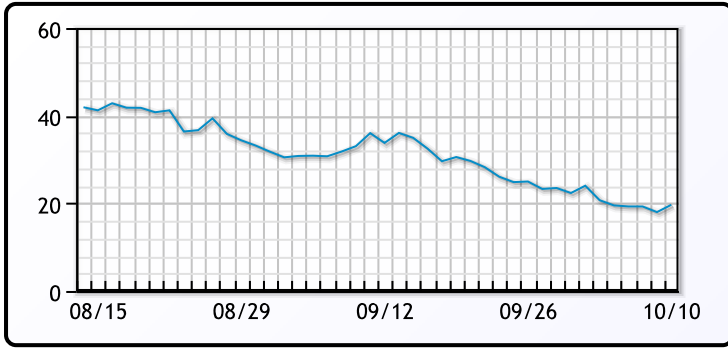


CRUDE			
	Last	Week Ago	Month Ago
ANS	92.97	95.48	95.11
BLS	87.72	90.93	88.91
LLS	88.47	84.31	89.66
Mid	86.85	83.23	88.76
WTI	85.97	89.23	87.51

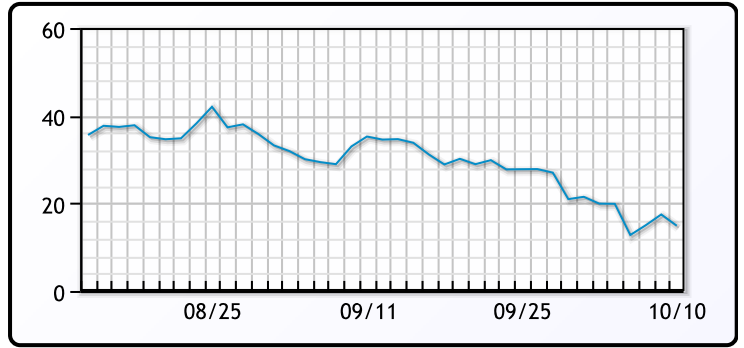
PRODUCTS			
	Last	Week Ago	Month Ago
Gulf RBOB	2.1846	2.1405	2.6087
Gulf ULSD	2.9641	2.8262	3.2461
NYH RBOB	2.2874	2.2265	2.8637
NYH ULSD	3.0626	2.92795	3.3281
USGC 3%	75.125	75.125	83.625



**3-2-1 Crack**



**Gulf 3-2-1 Crack**



**NGLs**

**MB**

	Last	Week Ago	Month Ago
Butane	74.8	75.5	82.3
IsoButane	90.3	99.5	94.8
Natural Gasoline	156.5	162.5	169
Propane	69	72.6	75.8

**CONWAY**

	Last	Week Ago	Month Ago
Butane	81	87.5	87.5
IsoButane	115	114	106
Natural Gasoline	168	180	175.5
Propane	66.3	69.9	74.8

**MB NON**

	Last	Week Ago	Month Ago
Butane	78.8	85.5	89.8
IsoButane	90.3	99.5	94.8
Natural Gasoline	156.5	162.5	169
Propane	68.9	72.5	75.6

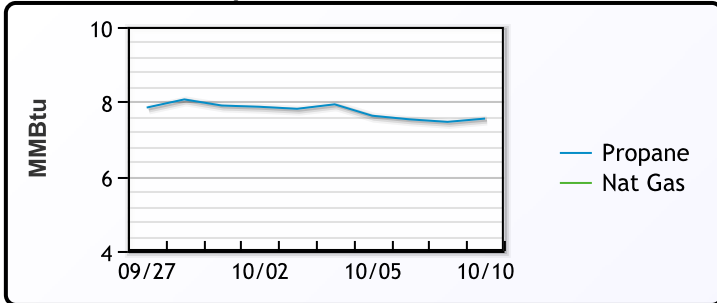
**EDMONTON**

	Last	Week Ago	Month Ago
Propane	50.3	55.9	59.8

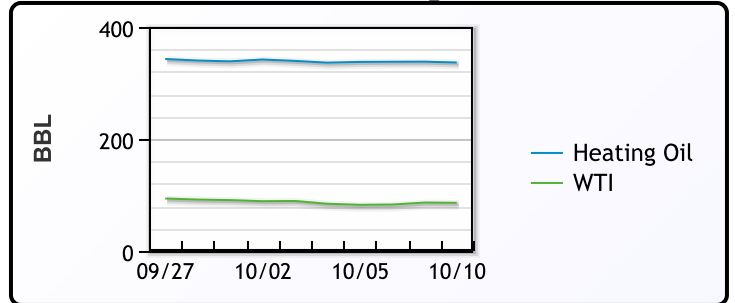
**SARNIA**

	Last	Week Ago	Month Ago
Propane	84.3	86.3	87.5

**Propane MT.B Tet vs Nat Gas**



**WTI vs Heating Oil**



**FX**

	Last	Change
CAD	1.3582	-0.0001
DXY	105.825	-0.258
Gold	1860.45	0.05

**RATES**

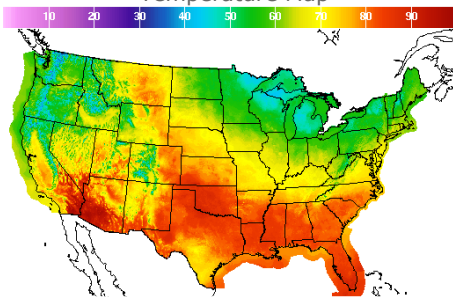
	Last	Change
US 2yr	4.9696	-0.1117
US 10yr	4.653	-0.1479
CAN 10yr	4	-0.156

**EQUITIES**

	Last	Change
Nasdaq	13562.84	78.6
TSX	1170.257	16.117
S&P 500	4358.24	22.58

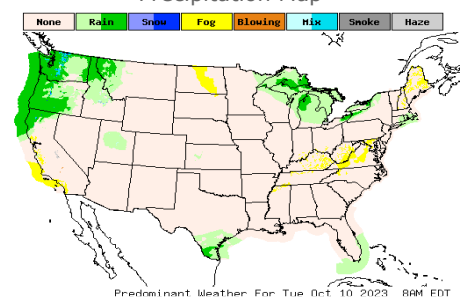
**Weather Data**

**Temperature Map**



City	HIGH °F	LOW °F
Calgary	67	53
Conway	53	36
Cushing	85	56
Denver	75	57
Houston	79	70
Mont Belvieu	78	67
Sarnia	48	43
Williston	65	45

**Precipitation Map**



This report has been prepared by PFL Petroleum Limited personnel for your information only and the views expressed are intended to provide market commentary and are not recommendations. This report is not an offer to sell or a solicitation of any offer to buy any security. The information contained herein has been compiled by PFL from sources believed to be reliable, but no representation or warranty, express or implied, is made by PFL Petroleum Limited, its affiliates or any other person as to its accuracy, completeness or correctness. Copyright 2017 PFL Petroleum Limited. All Rights Reserved