



MARKET DAILY

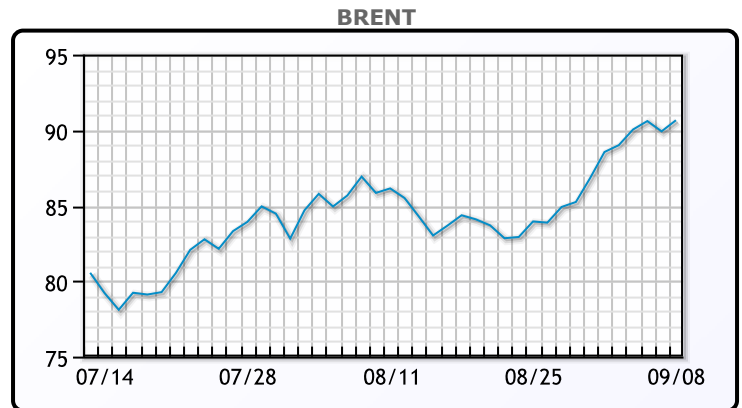
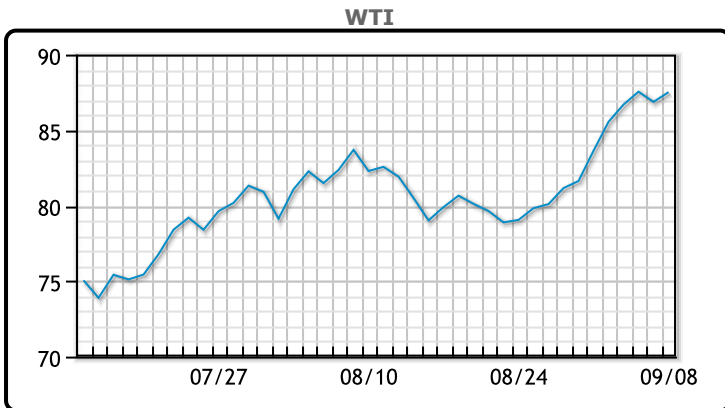
<https://www.pflpetroleum.com>
 1865 Veterans Park Dr. Suite 303
 Naples, Florida 34109
 Phone: 239-390-2885
 Fax: 239-949-0611
 Sep 8, 2023 7:41 PM

Major Energy Futures		
	Settle	Change
Brent	90.65	0.73
Gas Oil	988.75	13.75
Natural Gas	2.605	0.069
RBOB	265.37	2.16
ULSD	329.91	1.96
WTI	87.51	0.64

Market Commentary

Oil prices were higher today with Brent rallying to nine month highs as rising Diesel futures lifted prices and increased worries about tight supplies. Both contracts closed higher about 2% week over week. "Crude prices continue to trade on supply-side drivers. No one is doubting that OPEC+ will keep this market tight going into the winter," Edward Moya, senior market analyst at data and analytics firm OANDA, said in a note. Heating oil futures rose about 3% today. Both crude benchmarks remained in technically overbought territory for a sixth straight day, with Brent's settlement its highest since Nov. 16. WTI's settlement was its highest since Sept. 6, which was its highest since November. WTI traded up \$.64 or .7% to close at \$87.51. Brent traded up \$.73 or .8% to close at \$90.65.

Crude & Product Markets

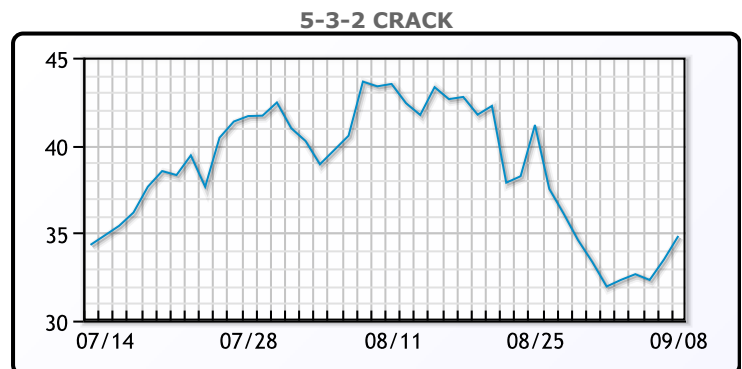
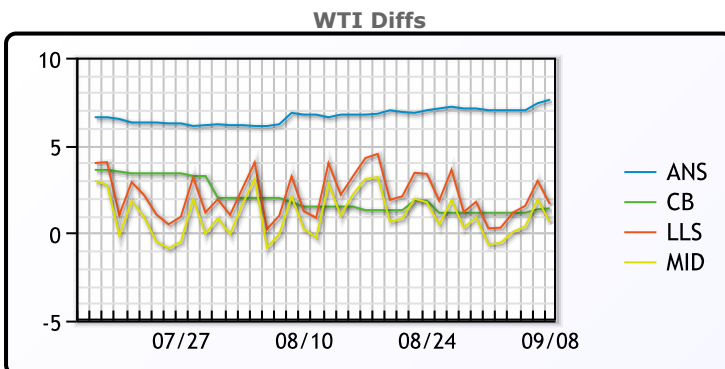


CRUDE

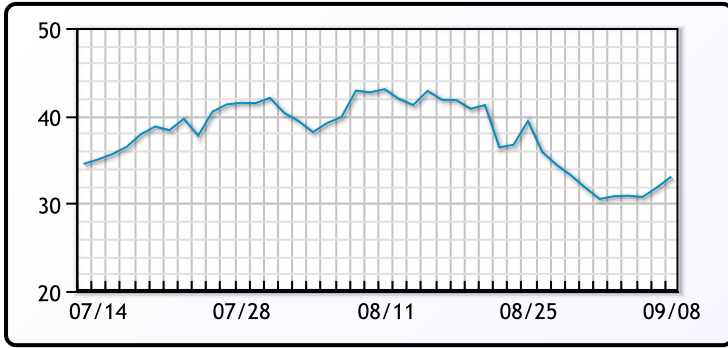
	Last	Week Ago	Month Ago
ANS	95.11	92.55	89.67
BLS	88.91	86.7	84.42
LLS	89.16	87.85	84.16
Mid	88.12	86.75	83.14
WTI	87.51	85.55	82.92

PRODUCTS

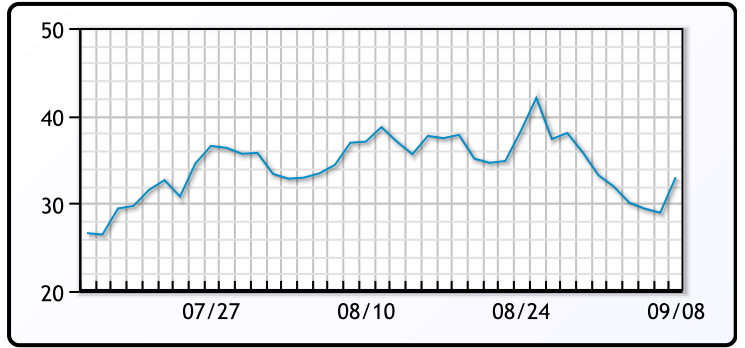
	Last	Week Ago	Month Ago
Gulf RBOB	2.5555	2.5672	2.8269
Gulf ULSD	3.1528	3.055	2.945
NYH RBOB	2.8355	2.8477	2.8344
NYH ULSD	3.2433	3.14	3.0205
USGC 3%	83.625	83.875	78.625



3-2-1 Crack



Gulf 3-2-1 Crack



NGLs

MB

	Last	Week Ago	Month Ago
Butane	82.3	65	63.6
IsoButane	94.8	100.3	102.3
Natural Gasoline	169	164	156.8
Propane	75.8	72.5	73.6

MB NON

	Last	Week Ago	Month Ago
Butane	89.8	90.5	88.6
IsoButane	94.8	100.3	102.3
Natural Gasoline	169	164	156.8
Propane	75.6	72.5	72.8

CONWAY

	Last	Week Ago	Month Ago
Butane	87.5	89.3	86.5
IsoButane	106	112	108
Natural Gasoline	175.5	168.5	163
Propane	74.8	71.4	72.5

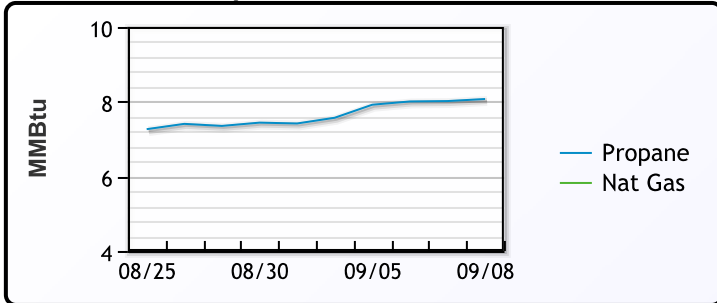
EDMONTON

	Last	Week Ago	Month Ago
Propane	59.8	56.4	57.5

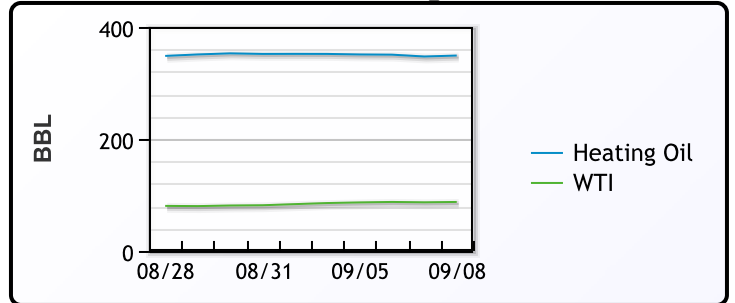
SARNIA

	Last	Week Ago	Month Ago
Propane	87.5	81.8	87

Propane MT.B Tet vs Nat Gas



WTI vs Heating Oil



FX

	Last	Change
CAD	1.364	-0.0045
DXY	105.09	0.031
Gold	1919.08	-0.6

RATES

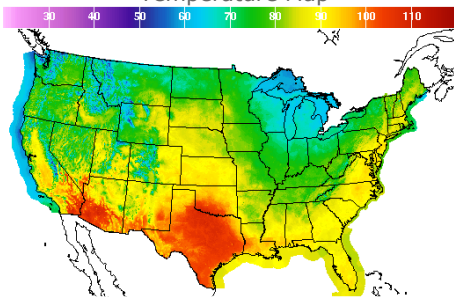
	Last	Change
US 2yr	4.9906	0.0437
US 10yr	4.2641	0.02
CAN 10yr	3.675	0.031

EQUITIES

	Last	Change
Nasdaq	13761.53	12.7
TSX	1203.06	-3.487
S&P 500	4457.49	6.35

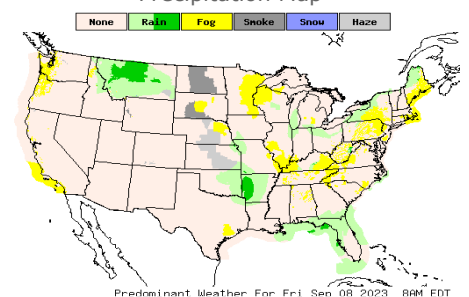
Weather Data

Temperature Map



City	HIGH °F	LOW °F
Calgary	66	42
Conway	74	54
Cushing	97	72
Denver	89	65
Houston	103	83
Mont Belvieu	103	79
Sarnia	63	59
Williston	74	55

Precipitation Map



This report has been prepared by PFL Petroleum Limited personnel for your information only and the views expressed are intended to provide market commentary and are not recommendations. This report is not an offer to sell or a solicitation of any offer to buy any security. The information contained herein has been compiled by PFL from sources believed to be reliable, but no representation or warranty, express or implied, is made by PFL Petroleum Limited, its affiliates or any other person as to its accuracy, completeness or correctness. Copyright 2017 PFL Petroleum Limited. All Rights Reserved