



MARKET DAILY

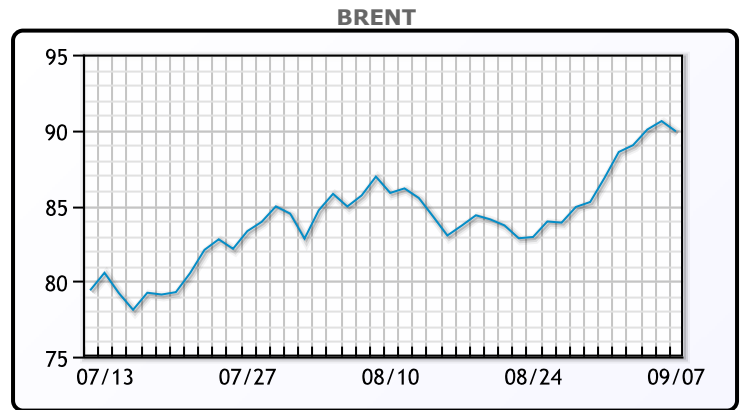
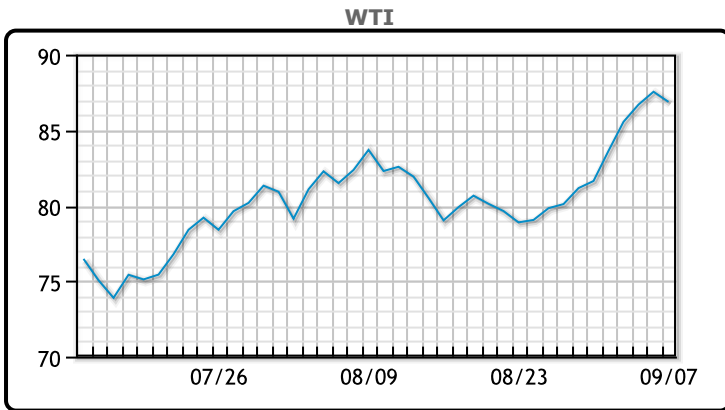
<https://www.pflpetroleum.com>
 1865 Veterans Park Dr. Suite 303
 Naples, Florida 34109
 Phone: 239-390-2885
 Fax: 239-949-0611
 Sep 7, 2023 7:49 PM

Major Energy Futures		
	Settle	Change
Brent	89.92	-0.68
Gas Oil	944.5	-21
Natural Gas	2.579	0.069
RBOB	262.3	2.16
ULSD	321.23	1.96
WTI	86.87	-0.67

Market Commentary

Brent fell below \$90 today in a volatile session halting a two week rally. Thursday's fall came after nine straight sessions of gains in WTI and seven straight gains in Brent. "Crude futures are feeling some corrective pressure from a new high in the U.S. Dollar Index as well as more weakening economic numbers from the euro zone, where economic activity grew by 0.1% vs the 0.3% expected," said Dennis Kissler, senior vice president of trading at BOK Financial. The dollar gained, pushing the yen to a 10-month low and driving the euro and sterling to their weakest levels in three months, as investors placed their bets on a still-resilient U.S. economy. WTI traded down \$0.67 or -0.8% to close at \$86.87. Brent traded down \$0.68 or -0.8% to close at \$89.92.

Crude & Product Markets

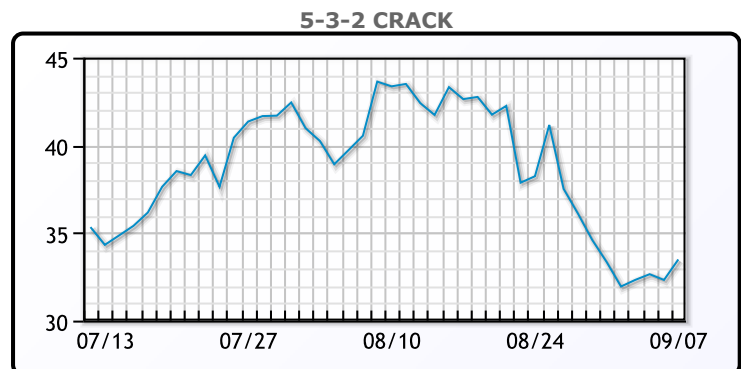
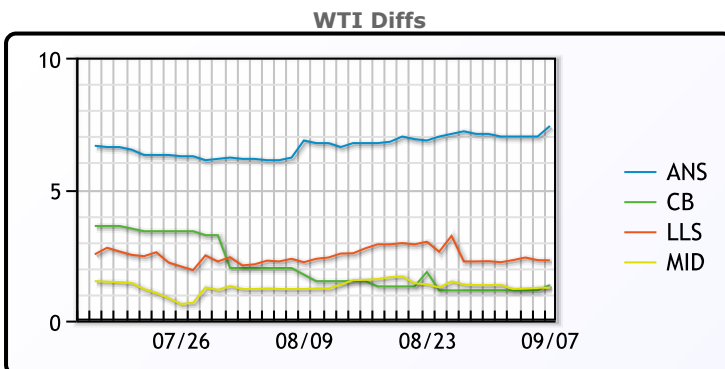


CRUDE

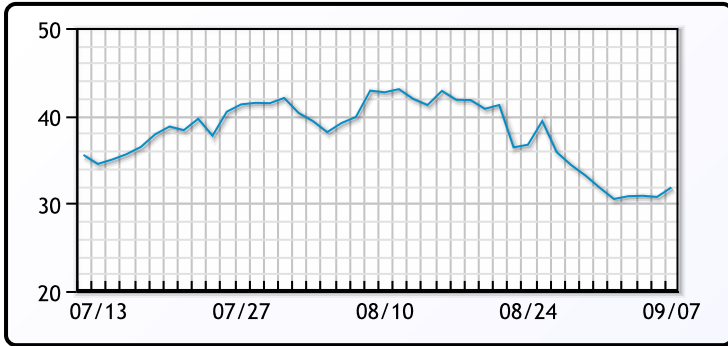
	Last	Week Ago	Month Ago
ANS	94.27	90.63	88.79
BLS	88.22	84.78	83.69
LLS	89.16	87.85	84.16
Mid	88.12	86.75	83.14
WTI	86.87	83.63	81.94

PRODUCTS

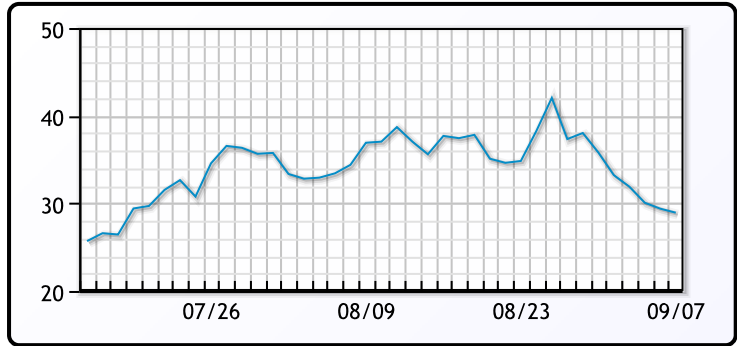
	Last	Week Ago	Month Ago
Gulf RBOB	2.5555	2.5672	2.8269
Gulf ULSD	3.1528	3.055	2.945
NYH RBOB	2.8355	2.8477	2.8344
NYH ULSD	3.2433	3.14	3.0205
USGC 3%	84.625	82.125	77.625



3-2-1 Crack



Gulf 3-2-1 Crack



NGLs

MB

	Last	Week Ago	Month Ago
Butane	77	62.5	63.8
IsoButane	93	99.6	104.8
Natural Gasoline	166.8	160.5	153.5
Propane	73.9	69.3	74

CONWAY

	Last	Week Ago	Month Ago
Butane	86.3	85	86.1
IsoButane	104	109	107
Natural Gasoline	173	168	161
Propane	73.3	67.8	72.8

MB NON

	Last	Week Ago	Month Ago
Butane	88	87.5	88.8
IsoButane	93	99.6	104.8
Natural Gasoline	166.8	160.5	154
Propane	73.9	68.5	73

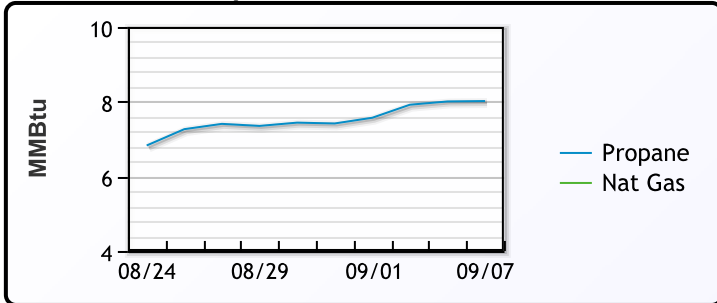
EDMONTON

	Last	Week Ago	Month Ago
Propane	58.3	52.5	57.8

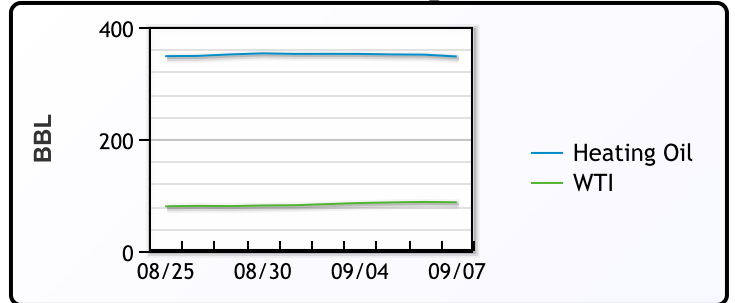
SARNIA

	Last	Week Ago	Month Ago
Propane	86.5	81.8	87

Propane MT.B Tet vs Nat Gas



WTI vs Heating Oil



FX

	Last	Change
CAD	1.3686	0.0001
DXY	105.059	0.198
Gold	1920.1	0.42

RATES

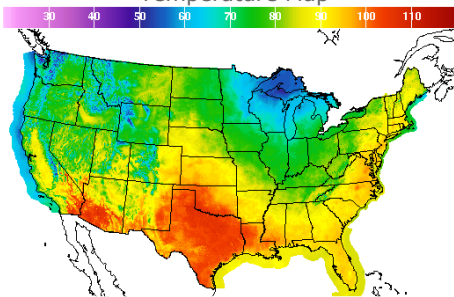
	Last	Change
US 2yr	4.9469	-0.0693
US 10yr	4.2441	-0.0356
CAN 10yr	3.644	-0.044

EQUITIES

	Last	Change
Nasdaq	13748.83	-123.64
TSX	1206.547	-5.242
S&P 500	4451.14	-14.34

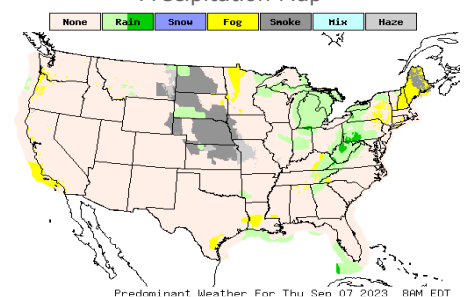
Weather Data

Temperature Map



City	HIGH °F	LOW °F
Calgary	66	42
Conway	73	47
Cushing	97	67
Denver	88	66
Houston	102	82
Mont Belvieu	98	80
Sarnia	74	62
Williston	84	60

Precipitation Map



This report has been prepared by PFL Petroleum Limited personnel for your information only and the views expressed are intended to provide market commentary and are not recommendations. This report is not an offer to sell or a solicitation of any offer to buy any security. The information contained herein has been compiled by PFL from sources believed to be reliable, but no representation or warranty, express or implied, is made by PFL Petroleum Limited, its affiliates or any other person as to its accuracy, completeness or correctness. Copyright 2017 PFL Petroleum Limited. All Rights Reserved